



# EARLY INTERVENTION SYSTEM

## 2<sup>nd</sup> Quarter 2024

San Francisco Police Department

1245 3<sup>rd</sup> Street

San Francisco, Ca 94158

[www.sanfranciscopolice.org](http://www.sanfranciscopolice.org)





## Preface

The San Francisco Police Department's Early Intervention System (EIS) is a structured system that identifies patterns of potential at-risk behaviors of individual SFPD members. An EIS alert is generated when a member reaches a specific number of Indicator Points in a predefined time period. The alert generated by the EIS Unit should not be misconstrued as misconduct, but rather an indication of a potential pattern of behavior. The intent of the system is to provide **non-disciplinary intervention** to assist our members in their professional development in order to provide the highest level of service and satisfaction to the public (Outlined in DGO 3.19).

It is the policy of the Department to provide for the protection and confidentiality of the EIS records maintained by the Department that are peace officer personnel records under 832.7 PC.

This report is produced on a quarterly basis by the EIS Unit and presented to the Police Commission. The report contains data regarding current EIS alerts and historical data for comparison.

While an officer's Use of Force (UOF) is one of several performance Indicator Points utilized by EIS, the EIS Quarterly Report is not a review of UOF, nor does it purport to be. The data contained in the report has not undergone statistical analysis and is presented prima facie, without conclusions. However, any follow up made by supervisors or through intervention is meant to ensure members comply with department policy and is intended to break a pattern of behavior. Additional data (e.g., number of calls for service, district demographics, etc.) is presented to provide context for the report, and no correlations between the data and the EIS alert are explicitly made or should be inferred.



## Table of Contents

<b>EIS Alert &amp; The Review Process by The EIS Unit</b>	<b>4</b>
<b>Indicator Points</b>	<b>5</b>
<b>Executive Summary</b>	<b>6</b>
<b>2<sup>nd</sup> Quarter 2024 EIS Alerts</b>	<b>7</b>
<b>Interventions</b>	<b>10</b>
<b>Central Station</b>	<b>11</b>
<b>Southern Station</b>	<b>12</b>
<b>Bayview Station</b>	<b>13</b>
<b>Mission Station</b>	<b>14</b>
<b>Northern Station</b>	<b>15</b>
<b>Park Station</b>	<b>16</b>
<b>Richmond Station</b>	<b>17</b>
<b>Ingleside Station</b>	<b>18</b>
<b>Taraval Station</b>	<b>19</b>
<b>Tenderloin Station</b>	<b>20</b>
<b>Airport Bureau</b>	<b>21</b>
<b>Specialized Units</b>	<b>23</b>
<b>Comprehensive Data</b>	<b>32</b>



## EIS Alert

An **EIS Alert** is generated when a member reaches a specific number of Indicator Points in a predefined time period. The Administrative Investigations Management (AIM) application generates alerts each month. After the alerts are reviewed by analysts for errors and duplicate incidents, the validated alerts are then forwarded to the EIS Sergeant every other month for review.

<b>Within a 3-Month Period</b>	<ul style="list-style-type: none"> <li>• 3 or more documented Use of Force incidents</li> </ul>
<b>Within a 6-Month Period</b>	<ul style="list-style-type: none"> <li>• 5 or more Indicator Points</li> <li>• 3 or more Department of Police Accountability (DPA) complaints</li> </ul>
<b>Within a 1-Year Period</b>	<ul style="list-style-type: none"> <li>• 6 or more Indicator Points</li> <li>• 4 or more Department of Police Accountability (DPA) complaints</li> </ul>
<b>Automatic Alert</b>	<ul style="list-style-type: none"> <li>• A principal in an Officer-Involved Shooting (OIS) or Officer-Involved Discharge (OID)</li> </ul>

### Review Process by EIS Unit

Step	Process
<b>Step 1</b>	Alerts are generated every month and then sent out to stations and units every two months. At the end of each two-month period, alerts are verified by analysts and then forwarded to the EIS Sergeant for review. If an officer has alerts for both months in this period, the most recent alert is forwarded to the EIS Sergeant.
<b>Step 2</b>	<p>The EIS Sergeant reviews each alert to determine if it should be closed administratively. The EIS Sergeant will review incident reports, Use of Force evaluations and Body-Worn Camera (BWC) footage for Use of Force Indicator Points. The EIS Sergeant also reviews documentation related to other indicator points (e.g., DPA complaints, Tort Claims). The EIS Sergeant examines the alert for patterns of at-risk behavior. (Examples of at-risk behavior include, but are not limited to: excessive force without attempts of de-escalation; unprofessional language; racial profiling, etc.)</p> <p>The EIS Sergeant may move to close the alert administratively if the following criteria exists: a recent EIS Alert evaluation has been already completed, there was no pattern of at-risk behavior observed, and there were minimal Indicator Points since the last EIS Alert evaluation.</p>
<b>Step 3</b>	If the EIS Sergeant supports closing an alert administratively, it will be forwarded to the Officer-in-Charge (OIC) of the Legal Division. The OIC of the Legal Division will make the final determination for administratively closing an alert.
<b>Step 4</b>	If there is no cause to administratively close an alert, the alert, along with documentation related to the indicator points (e.g., DPA complaints, tort claims, civil suits, etc.) will be sent to the officer's supervisor for review. The officer's supervisor will conduct a Performance Review to determine if the alert indicates at-risk behavior.
<b>Step 5</b>	The completed Performance Review is forwarded to the EIS Unit for review. If the Performance Review determined that the alert did not show a pattern of at-risk behavior, and the EIS Sergeant concurs, the alert is forwarded to the OIC of the Legal Division for final determination to close the alert. If the Performance Review determined a pattern of at-risk behavior <b>did</b> exist, the EIS Sergeant would assist the supervisor in determining the next course of action. In the event the EIS Sergeant does not agree with the supervisor's conclusion, the EIS Sergeant would confer with the OIC of the Legal Division for additional review and action.
<b>Step 6</b>	If an intervention is deemed necessary, the EIS Sergeant will assist the officer's supervisor with creating an intervention plan for the officer. After the intervention is initiated, the EIS Sergeant will follow up with the supervisor at 90 days, 180 days and the 1-year mark.
<b>Step 7</b>	At the 1-year mark, the officer's supervisor will conduct a final Performance Review and decide if the officer completed the intervention satisfactorily. If so, the alert will be sent to the OIC of the Legal Division to determine if the alert will be closed. If the officer's supervisor determines the officer's performance was less than satisfactory in their intervention, the EIS Unit would confer with the supervisor to develop another intervention plan until the officer completes the intervention satisfactorily.



## Indicator Points

**Indicator Points**<sup>1</sup> are factors tracked in EIS that are given a numerical value to allow for scoring. Each Indicator Point is one point.

Abbrev	Indicator	Description
UOF	Use of Force	Any application of a reportable Use of Force is counted as one Indicator Point. Applications of different types of force by the same officer during the same incident will only have a single Indicator Point assigned.
DPA	Department of Police Accountability	The mission of the Department of Police Accountability is to investigate complaints promptly, fairly and impartially against San Francisco police officers. An individual complaint received by DPA is assigned as one Indicator Point.
CS	Civil Lawsuit	If a member is named in a civil lawsuit filed against the City & County of San Francisco, one Indicator Point is assigned.
OIS	Officer-Involved Shooting	An officer's intentional discharge of a firearm to stop a threat — whether or not physical injury or death results — shall be investigated as an Officer-involved Shooting. A negligent discharge that results in the injury or the death of a person shall also be investigated as an officer-involved Shooting. Members involved in an OIS are automatically placed on an EIS Alert.
OID	Officer-Involved Discharge	The discharge of a firearm intended to kill an animal posing an imminent threat or an officer's unintended discharge of a firearm that does not cause injury or death to a person also falls into the classification of officer-involved discharge. Members involved in an OID are automatically placed on an EIS Alert.
ODC	On Duty Collision	If a member is involved in a vehicle collision on duty while operating a department vehicle or operating a privately owned vehicle that has been authorized for official use, the incident will be assigned one Indicator Point.
EEO	Equal Employment Opportunity	Any complaints or violations of department policy under General Order 11.07 (Discrimination and Harassment) are investigated by the EEO Unit. Each complaint received is assigned one Indicator Point.
IAD	Internal Affairs Division	If an officer is a named member in an IAD investigation, the event is assigned one Indicator Point.
TC	Tort Claim	A tort claim is a case filed with the City & County of San Francisco claiming a wrongful act by a city employee which resulted in an injury to another person or person's property. If a member is named in a tort claim, the incident is assigned one Indicator Point.
VP	Vehicle Pursuit	If an officer is the operator of a vehicle involved in a vehicle pursuit, one Indicator Point is assigned.

<sup>1</sup> If a member is involved in an incident where multiple points could be accrued, only one-point value will be counted. Numerical points begin from the date of the most recent indicator entry; time is calculated on a rolling basis.



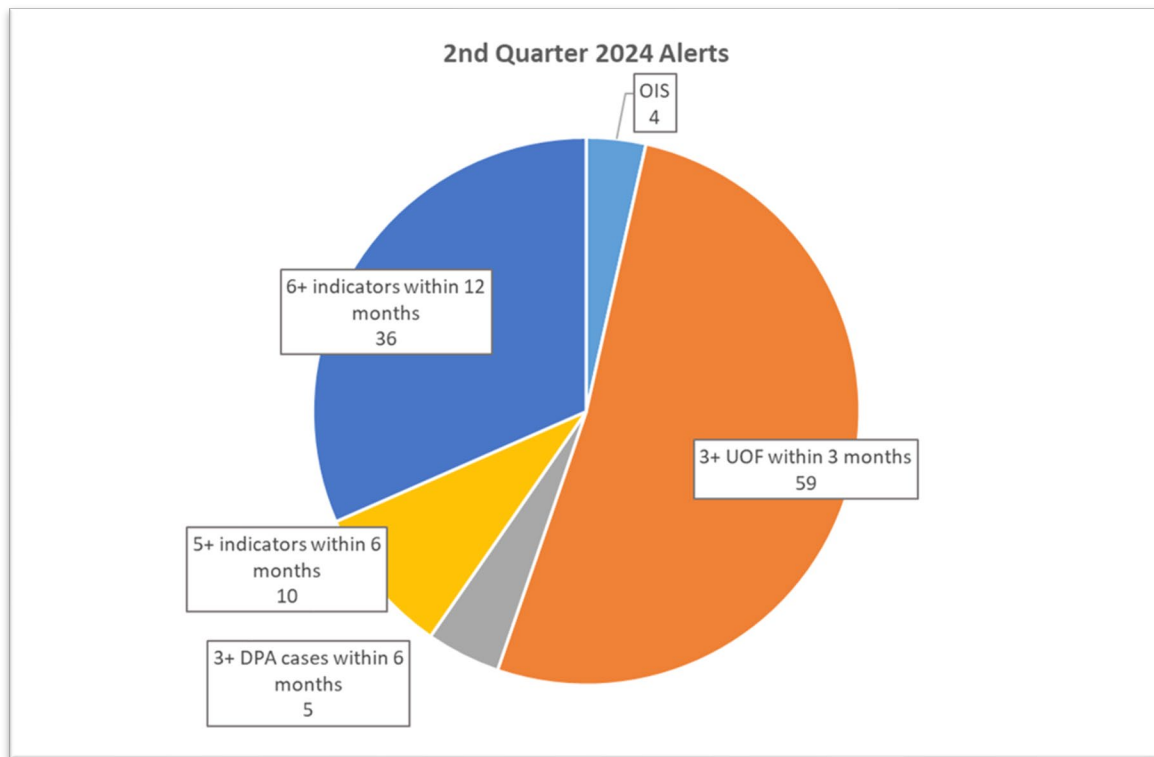
## Executive Summary

- EIS Alerts
  - 2<sup>nd</sup> Quarter 2023: 285
  - 2<sup>nd</sup> Quarter 2024: 114  
*A decrease of 60.0%*
- EIS Indicator Points
  - 2<sup>nd</sup> Quarter 2023: 863
  - 2<sup>nd</sup> Quarter 2024: 467  
*A decrease of 45.9%*
- 95 members (5% of active sworn) generated at least one alert in Q2 2024.



## 2<sup>nd</sup> Quarter 2024 Alerts

2 <sup>nd</sup> Quarter 2024 Alerts	
OIS	4
OID	0
3+ UOF within 3 months	59
3+ DPA within 6 months	5
5+ indicators within 6 months	10
4+ DPA within 12 months	0
6+ indicators within 12 months	36
<b>Total</b>	<b>114</b>



95 members (5% of active sworn) generated at least one alert in Q2 2024.

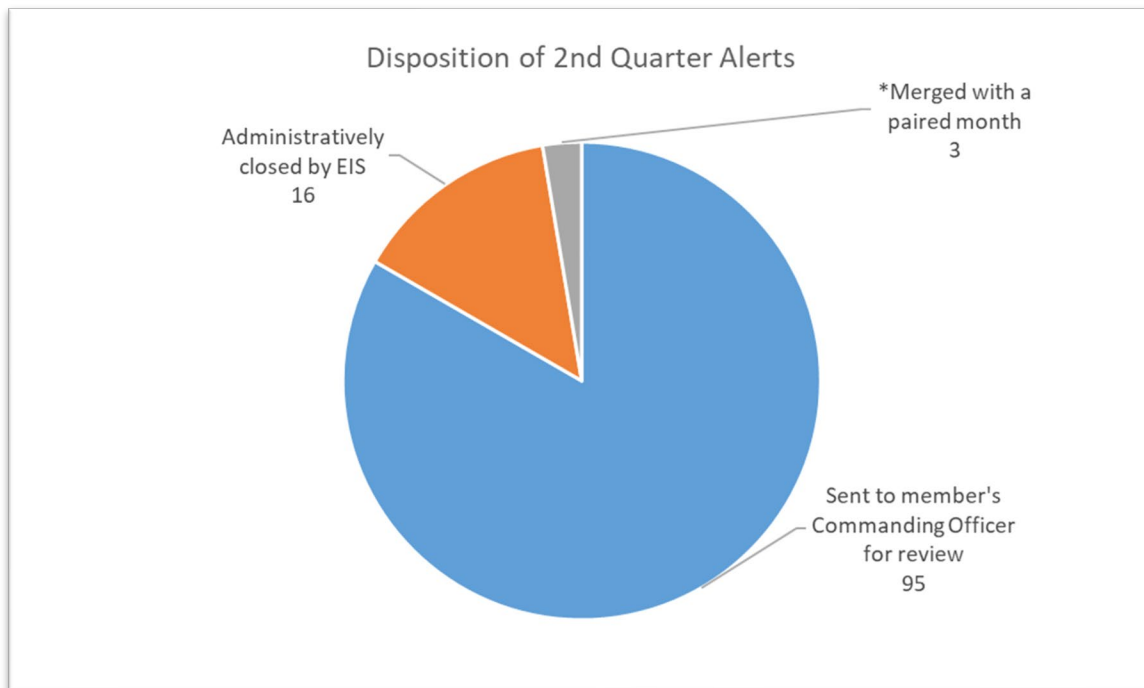
Members Receiving Alerts		
76 Members	1 Alert	79 x 1 = 79 Alerts
19 Members	2 Alerts	19 x 2 = 38 Alerts
<b>95 Members</b>	<b>At Least 1 Alert</b>	<b>114 Alerts</b>



## 2<sup>nd</sup> Quarter 2024 Alerts

Disposition of 2 <sup>nd</sup> Quarter Alerts:	
95	Sent to the member's Commanding Officer for review
16	Administratively closed by EIS
3	*Merged with a paired month

\*Alerts are generated every month and sent out to stations during the following months: February, April, June, August, October, December. Only the most recent alert is sent to the officer's unit. Please note that the EIS Unit records all generated alerts for data-tracking purposes. (e.g., Officer Smith generated an alert in January and February. February's alert would be sent to the officer's Captain or Sergeant, but February's alert would still include all the Indicator Points that triggered January's alert.)



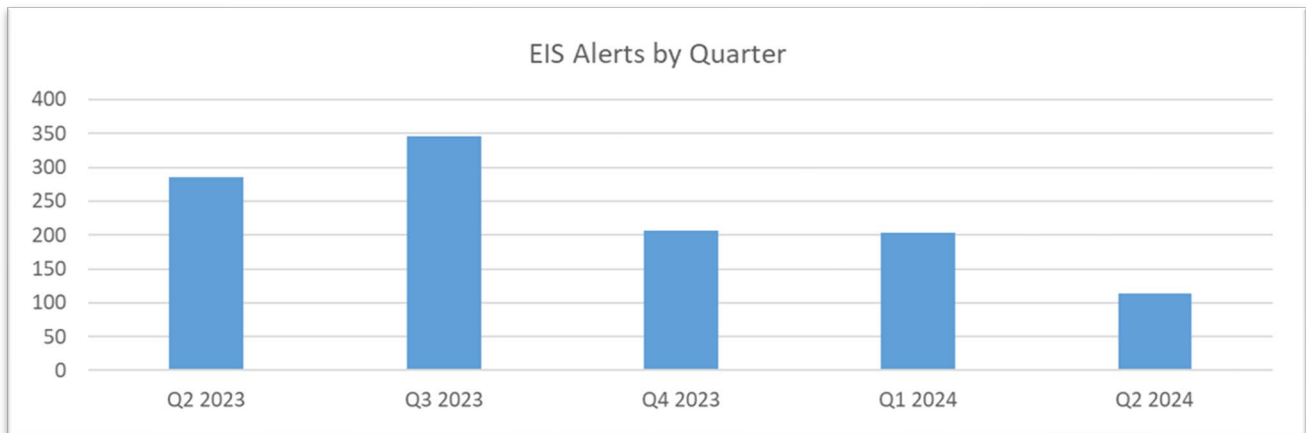
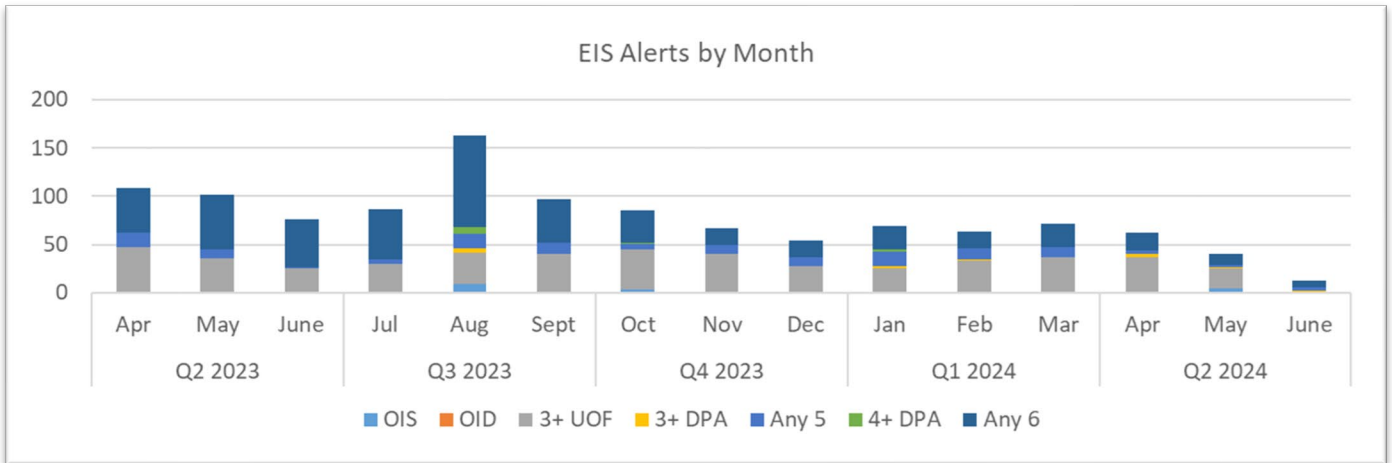
### Criteria of Administrative Closures:

- 1. A member received a recent EIS Alert Evaluation**  
(e.g., All the indicator points that triggered a member's alert have been evaluated by a supervisor in a recent alert.)
- 2. No pattern observed.**  
(e.g., A review of the indicator points of a member's alert shows no pattern of at-risk behavior.)
- 3. Minimal Indicator Points since last evaluation**  
(e.g., A member generated one Use of Force indicator point of "Pointing of a Firearm" or one Tort Claim since their last EIS alert, and the new indicator points do not show a pattern of at-risk behavior.)





EIS Alerts by Month										
		OIS	OID	3+ UOF	3+ DPA	Any 5	4+ DPA	Any 6	Monthly Total	Quarterly Total
Q2 2023	Apr	0	0	47	0	15	0	46	108	285
	May	0	0	35	0	10	0	56	101	
	Jun	0	0	25	0	1	0	50	76	
Q3 2023	Jul	0	1	29	0	4	0	52	86	346
	Aug	9	0	32	5	15	7	95	163	
	Sept	0	0	40	0	12	0	45	97	
Q4 2023	Oct	3	0	42	0	6	1	33	85	206
	Nov	0	0	40	0	10	0	17	67	
	Dec	0	0	27	0	10	0	17	54	
Q1 2024	Jan	0	0	25	2	16	2	24	69	204
	Feb	0	0	33	1	12	0	17	63	
	Mar	0	1	36	0	10	0	25	72	
Q2 2024	Apr	0	0	37	3	4	0	18	62	114
	May	4	0	21	1	3	0	11	40	
	Jun	0	0	1	1	3	0	7	12	





# Interventions

Interventions are initiated after a member's supervisor and the EIS Unit agree that action needs to be taken with a member to prevent further at-risk behavior that may lead to negative outcomes.

Active Interventions	Closed Interventions
----------------------	----------------------

2

1

## Types of Interventions

Counseling by an Immediate Supervisor	<ul style="list-style-type: none"> <li>• Creating a physical and/or electronic calendar to improve time management</li> <li>• Scheduling in-service training offered by the Academy or outside agency</li> <li>• Reviewing DGOs and Department Bulletins with member</li> </ul>
Training	<ul style="list-style-type: none"> <li>• POST Learning Portal</li> <li>• Supervisor responds and monitors member on calls for service</li> <li>• One-on-one session with Instructors at the Academy</li> </ul>
Peer Officer Support Program	<ul style="list-style-type: none"> <li>• Supervisory or self-initiated referrals to Employee Assistance Program (EAP) or Behavioral Science Unit (BSU)</li> </ul>
Reassignment	<ul style="list-style-type: none"> <li>• Reassignment to another station or unit will be used only when absolutely necessary for the welfare of the member and the Department</li> </ul>



# Central Station

## Part 1 Violent Crimes & Part 1 Property Crimes Trailing 12 Mo (July 2023 - June 2024)

Part 1 Violent Crimes	602
Part 1 Property Crimes	6,819
<b>TOTAL</b>	<b>7,421</b>

Central Station observed a 28.7% decrease in the number of alerts from Q1 2024 to Q2 2024.



Captain Ja Han Kim

## Citywide Calls for Service (July 2023 - June 2024)

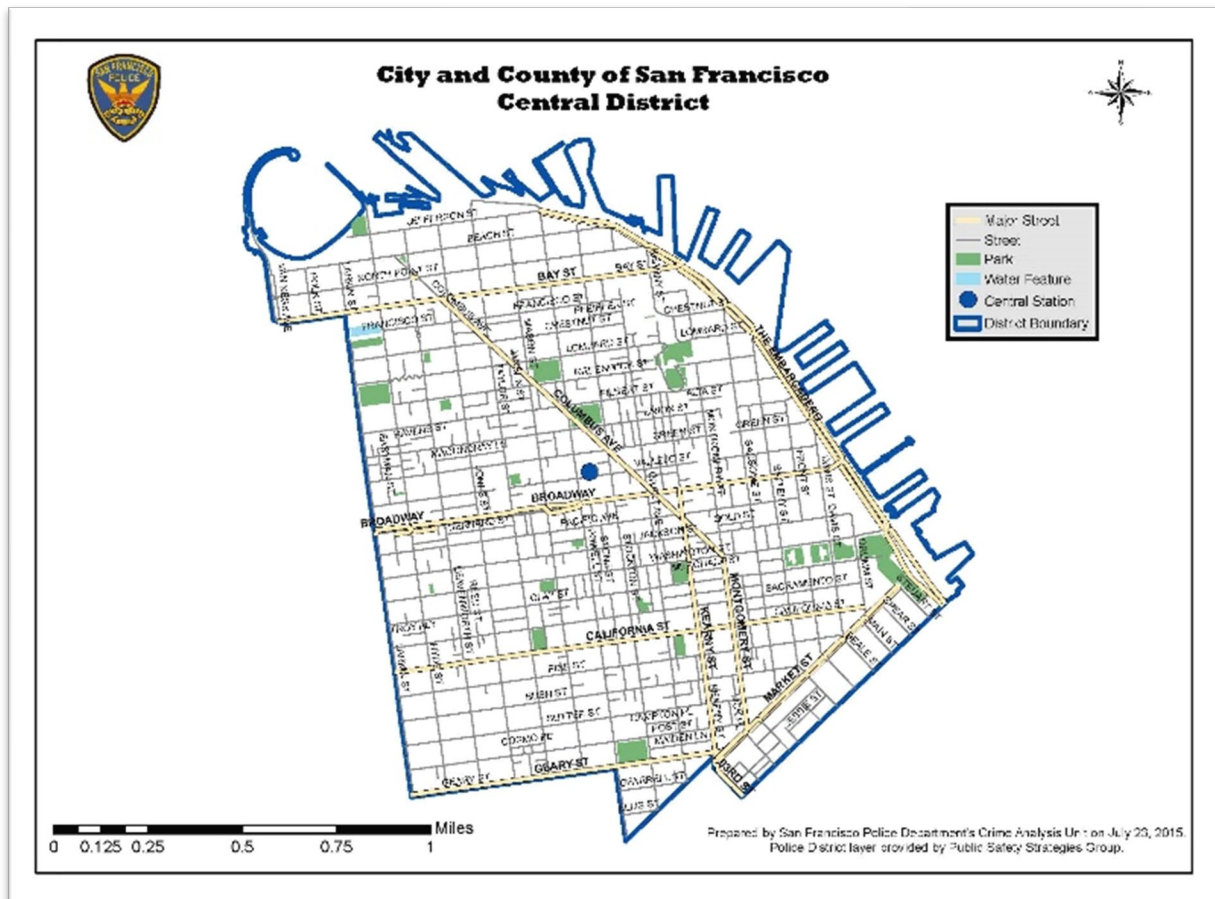
Calls for Service	13.3%
-------------------	-------

## EIS Alerts

	OIS	OID	3+ UOF	3+ DPA	Any 5	4+ DPA	Any 6	TOTAL
Q1 2024	0	0	2	0	1.33	1	9	13.33
Q2 2024	0	0	5	2	1	0	1.5	9.5

## Indicator Points

	OIS	OID	UOF	DPA	IAD	EEO	Civil Suits	Tort Claims	Vehicle Pursuits	On Duty Collision	TOTAL
Q1 2024	0	0	40	11	6	0	0	0	0	0	57
Q2 2024	0	0	27	13	10	0	0	0	0	1	51





# Southern Station

## Part 1 Violent Crimes & Part 1 Property Crimes Trailing 12 Mo (July 2023 - June 2024)

Part 1 Violent Crimes	648
Part 1 Property Crimes	2,808
<b>TOTAL</b>	<b>3,456</b>

Southern Station observed a 2.2% increase in the number of alerts from Q1 2024 to Q2 2024.



Captain Luke Martin

## Citywide Calls for Service (July 2023 - June 2024)

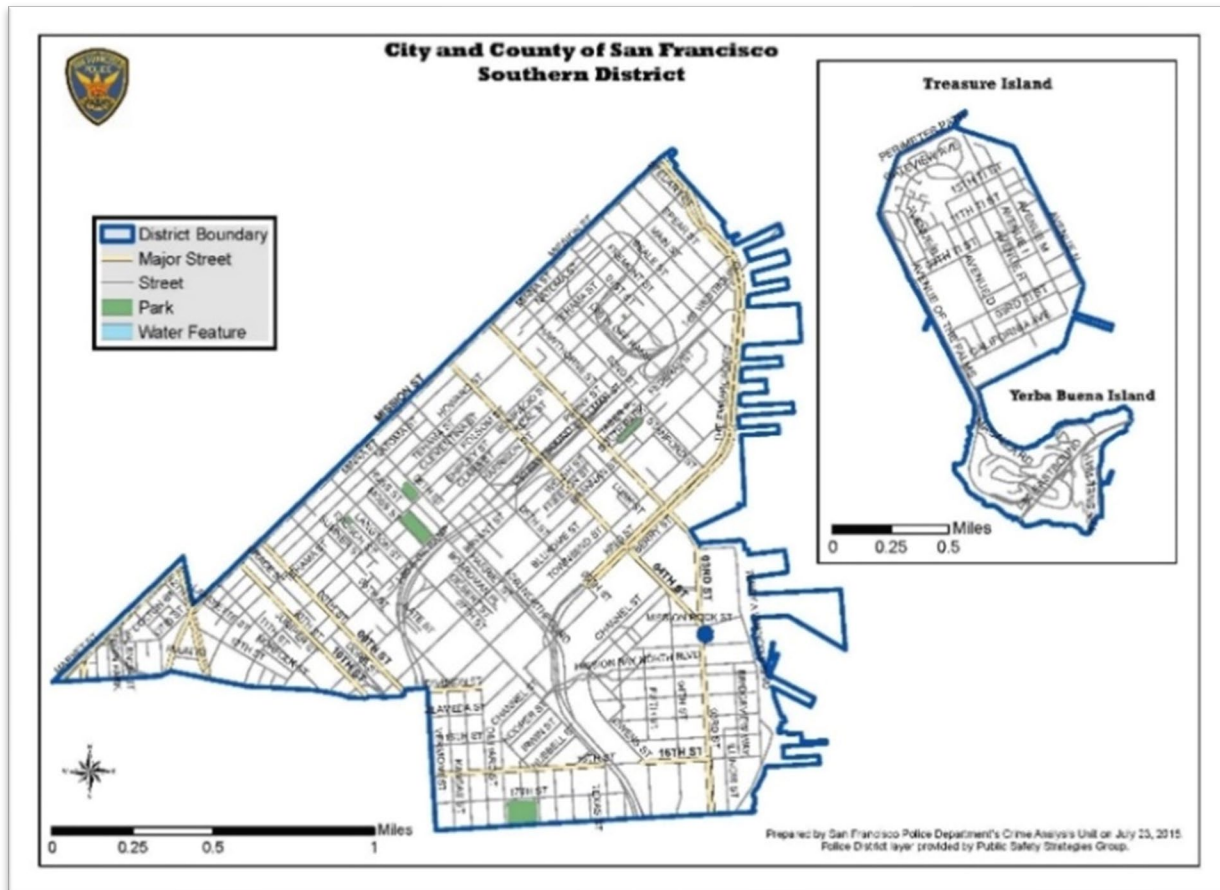
Calls for Service	10.6%
-------------------	-------

## EIS Alerts

	OIS	OID	3+ UOF	3+ DPA	Any 5	4+ DPA	Any 6	TOTAL
Q1 2024	0	0	7	0.5	1	0	7	15.5
Q2 2024	0	0	9.33	0	1	0	5.5	15.83

## Indicator Points

	OIS	OID	UOF	DPA	IAD	EEO	Civil Suits	Tort Claims	Vehicle Pursuits	On Duty Collision	TOTAL
Q1 2024	0	0	49	13	9	0	0	4	0	2	77
Q2 2024	0	0	30	16	7	0	0	0	0	1	54





# Bayview Station

## Part 1 Violent Crimes & Part 1 Property Crimes Trailing 12 Mo (July 2023 - June 2024)

Part 1 Violent Crimes	554
Part 1 Property Crimes	2,553
<b>TOTAL</b>	<b>3,107</b>

Bayview Station observed a 9.4% decrease in the number of alerts from Q1 2024 to Q2 2024.



## Citywide Calls for Service (July 2023 - June 2024)

Calls for Service	9.9%
-------------------	------

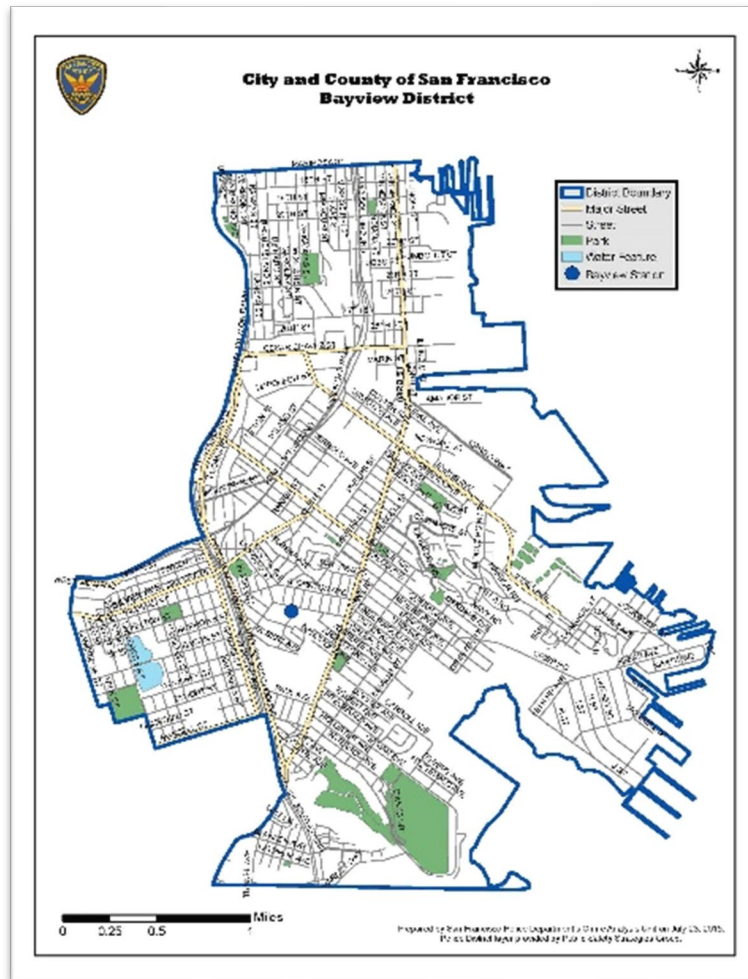
## EIS Alerts

	OIS	OID	3+ UOF	3+ DPA	Any 5	4+ DPA	Any 6	TOTAL
Q1 2024	0	0	2	0.5	4.33	0	2	8.83
Q2 2024	4	0	2	1	0	0	1	8

Captain Michael Koniaris

## Indicator Points

	OIS	OID	UOF	DPA	IAD	EEO	Civil Suits	Tort Claims	Vehicle Pursuits	On Duty Collision	TOTAL
Q1 2024	0	0	24	10	2	6	0	3	0	3	48
Q2 2024	4	0	11	12	7	1	0	1	0	2	38





## Mission Station

### Part 1 Violent Crimes & Part 1 Property Crimes Trailing 12 Mo (July 2023 - June 2024)

Part 1 Violent Crimes	910
Part 1 Property Crimes	4,127
<b>TOTAL</b>	<b>5,037</b>

Mission Station observed a 49.5% decrease in the number of alerts from Q1 2024 to Q2 2024.

### Citywide Calls for Service (July 2023 - June 2024)

Calls for Service	13.6%
-------------------	-------



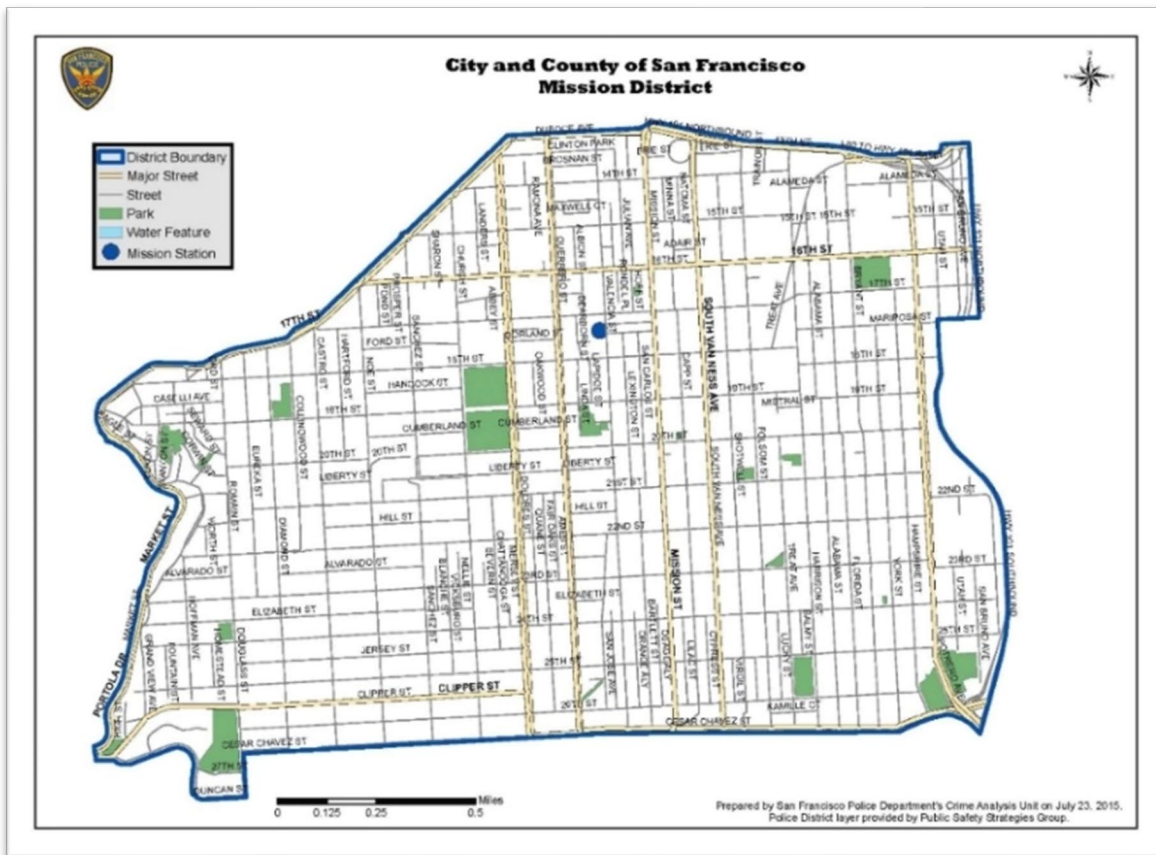
Captain Thomas Harvey

### EIS Alerts

	OIS	OID	3+ UOF	3+ DPA	Any 5	4+ DPA	Any 6	TOTAL
Q1 2024	0	0	31	0.5	6.5	0	11.5	49.5
Q2 2024	0	0	13	0	3	0	9	25

### Indicator Points

	OIS	OID	UOF	DPA	IAD	EEO	Civil Suits	Tort Claims	Vehicle Pursuits	On Duty Collision	TOTAL
Q1 2024	0	0	86	4	6	0	1	1	0	2	100
Q2 2024	0	0	37	12	10	0	0	2	0	4	65





## Northern Station

### Part 1 Violent Crimes & Part 1 Property Crimes Trailing 12 Mo (July 2023 - June 2024)

Part 1 Violent Crimes	553
Part 1 Property Crimes	6,225
<b>TOTAL</b>	<b>6,778</b>

Northern Station observed a 70.3% decrease in the number of alerts from Q1 2024 to Q2 2024.



### Citywide Calls for Service (July 2023 - June 2024)

Calls for Service	11.6%
-------------------	-------

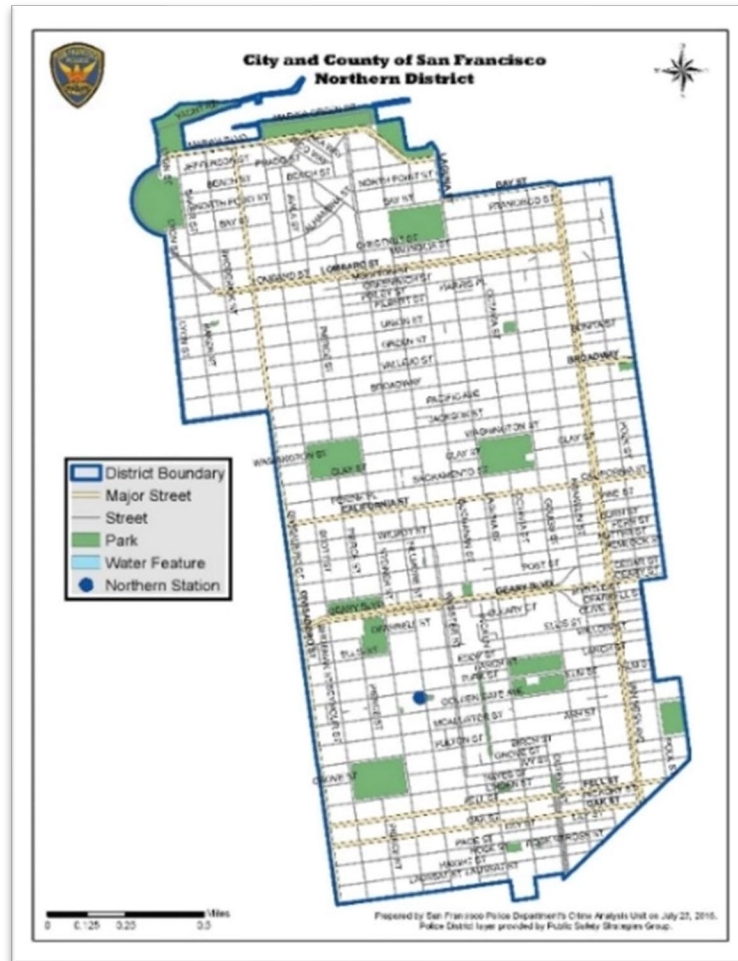
### EIS Alerts

	OIS	OID	3+ UOF	3+ DPA	Any 5	4+ DPA	Any 6	TOTAL
Q1 2024	0	0	8.5	0	6	0	4	18.5
Q2 2024	0	0	2	1	1	0	1.5	5.5

Captain Jason Sawyer

### Indicator Points

	OIS	OID	UOF	DPA	IAD	EEO	Civil Suits	Tort Claims	Vehicle Pursuits	On Duty Collision	TOTAL
Q1 2024	0	0	40	20	6	0	0	0	0	1	67
Q2 2024	0	0	13	5	5	0	0	0	0	1	24





## Park Station

### Part 1 Violent Crimes & Part 1 Property Crimes Trailing 12 Mo (July 2023 - June 2024)

Part 1 Violent Crimes	119
Part 1 Property Crimes	1,942
<b>TOTAL</b>	<b>2,061</b>

Park Station observed a 75.0% decrease in the number of alerts from Q1 2024 to Q2 2024.



### Citywide Calls for Service (July 2023 - June 2024)

Calls for Service	4.4%
-------------------	------

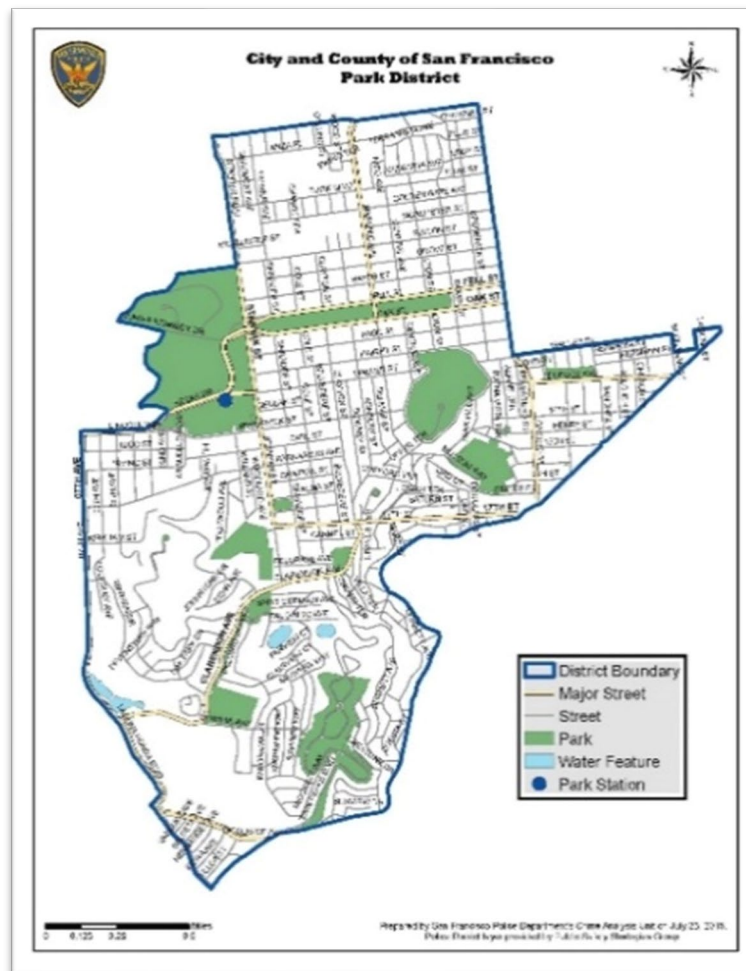
### EIS Alerts

	OIS	OID	3+ UOF	3+ DPA	Any 5	4+ DPA	Any 6	TOTAL
Q1 2024	0	0	1	0	0	0	3	4
Q2 2024	0	0	0	0	0	0	1	1

Captain Jack Hart

### Indicator Points

	OIS	OID	UOF	DPA	IAD	EEO	Civil Suits	Tort Claims	Vehicle Pursuits	On Duty Collision	TOTAL
Q1 2024	0	0	12	6	7	1	0	0	0	0	26
Q2 2024	0	0	2	6	5	0	0	0	0	1	14







# Richmond Station

## Part 1 Violent Crimes & Part 1 Property Crimes Trailing 12 Mo (July 2023 - June 2024)

Part 1 Violent Crimes	177
Part 1 Property Crimes	3,276
<b>TOTAL</b>	<b>3,453</b>

Richmond Station observed an 83.3% decrease in the number of alerts from Q1 2024 to Q2 2024.



Captain Chris Canning

## Citywide Calls for Service (July 2023 - June 2024)

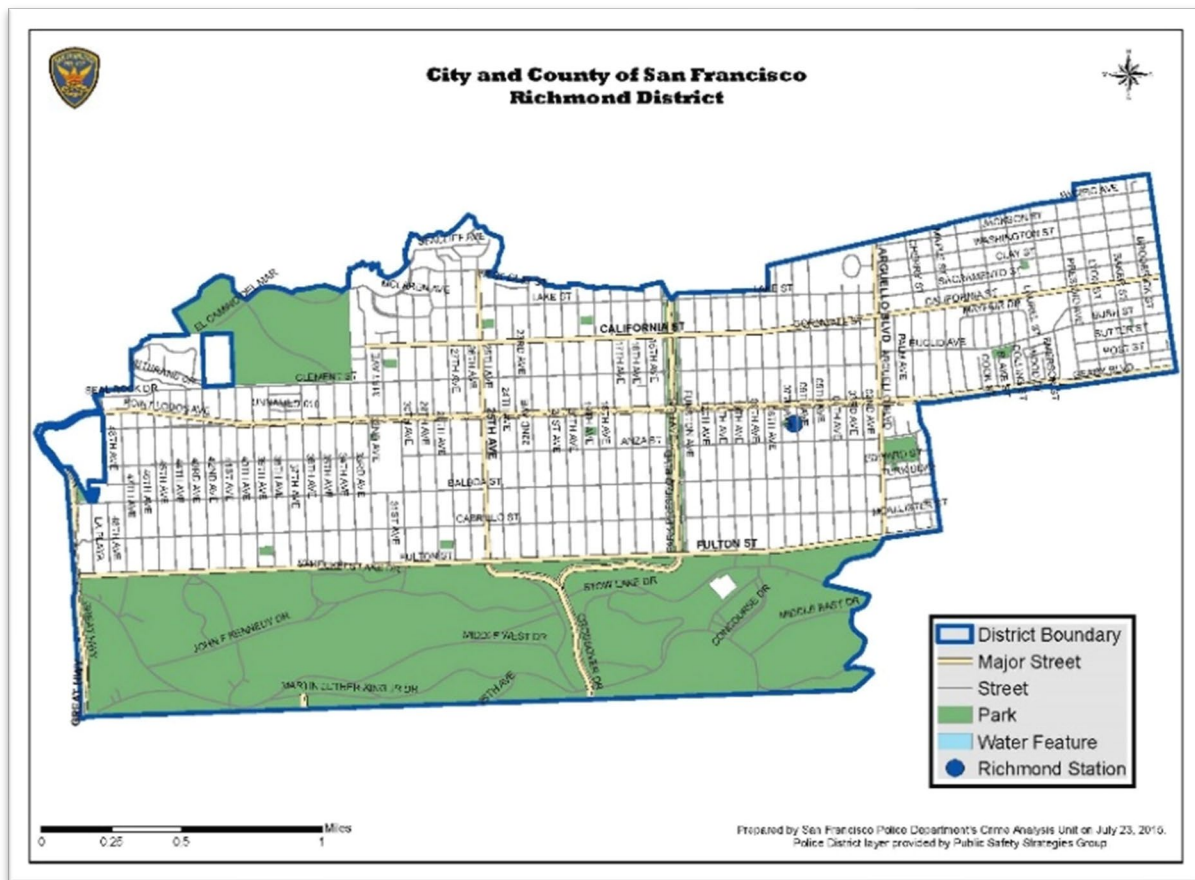
Calls for Service	5.9%
-------------------	------

## EIS Alerts

	OIS	OID	3+ UOF	3+ DPA	Any 5	4+ DPA	Any 6	TOTAL
Q1 2024	0	0	4	0	0	0	2	6
Q2 2024	0	0	1	0	0	0	0	1

## Indicator Points

	OIS	OID	UOF	DPA	IAD	EEO	Civil Suits	Tort Claims	Vehicle Pursuits	On Duty Collision	TOTAL
Q1 2024	0	0	11	7	0	0	0	0	0	0	18
Q2 2024	0	0	8	0	1	0	0	0	0	3	12





# Ingleside Station

## Part 1 Violent Crimes & Part 1 Property Crimes Trailing 12 Mo (July 2023 - June 2024)

Part 1 Violent Crimes	501
Part 1 Property Crimes	3,256
<b>TOTAL</b>	<b>3,757</b>

Ingleside Station observed a 47.0% decrease in the number of alerts from Q1 2024 to Q2 2024.

## Citywide Calls for Service (July 2023 - June 2024)

Calls for Service	9.4%
-------------------	------



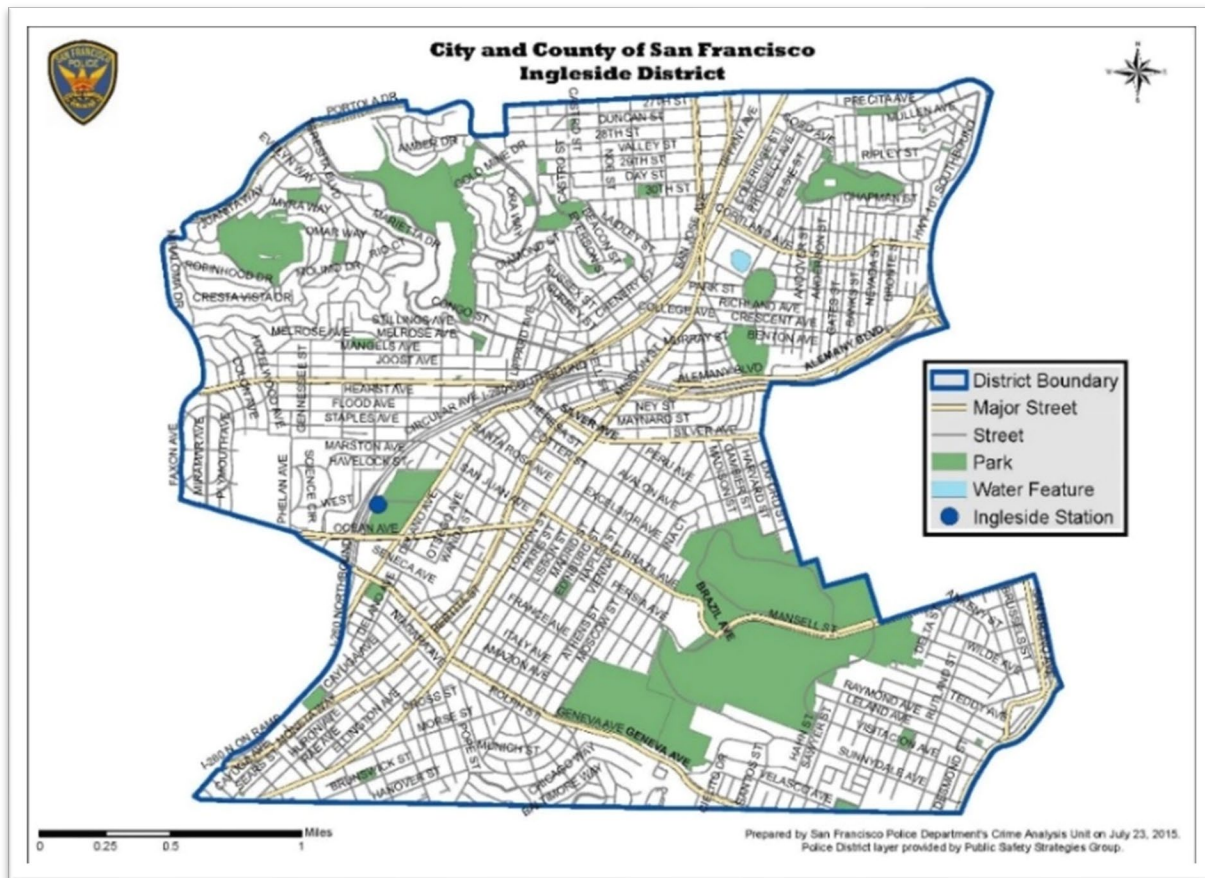
Captain Amy Hurwitz

## EIS Alerts

	OIS	OID	3+ UOF	3+ DPA	Any 5	4+ DPA	Any 6	TOTAL
Q1 2024	0	0	4	0	3.5	0	3.5	11
Q2 2024	0	0	1.33	0	0	0	4.5	5.83

## Indicator Points

	OIS	OID	UOF	DPA	IAD	EEO	Civil Suits	Tort Claims	Vehicle Pursuits	On Duty Collision	TOTAL
Q1 2024	0	0	33	10	2	0	0	1	0	1	47
Q2 2024	0	0	9	5	3	0	0	0	0	1	18





# Taraval Station

## Part 1 Violent Crimes & Part 1 Property Crimes Trailing 12 Mo (July 2023 - June 2024)

Part 1 Violent Crimes	277
Part 1 Property Crimes	3,567
<b>TOTAL</b>	<b>3,844</b>

Taraval Station observed a 47% increase in the number of alerts from Q1 2024 to Q2 2024.



## Citywide Calls for Service (July 2023 - June 2024)

Calls for Service	7.9%
-------------------	------

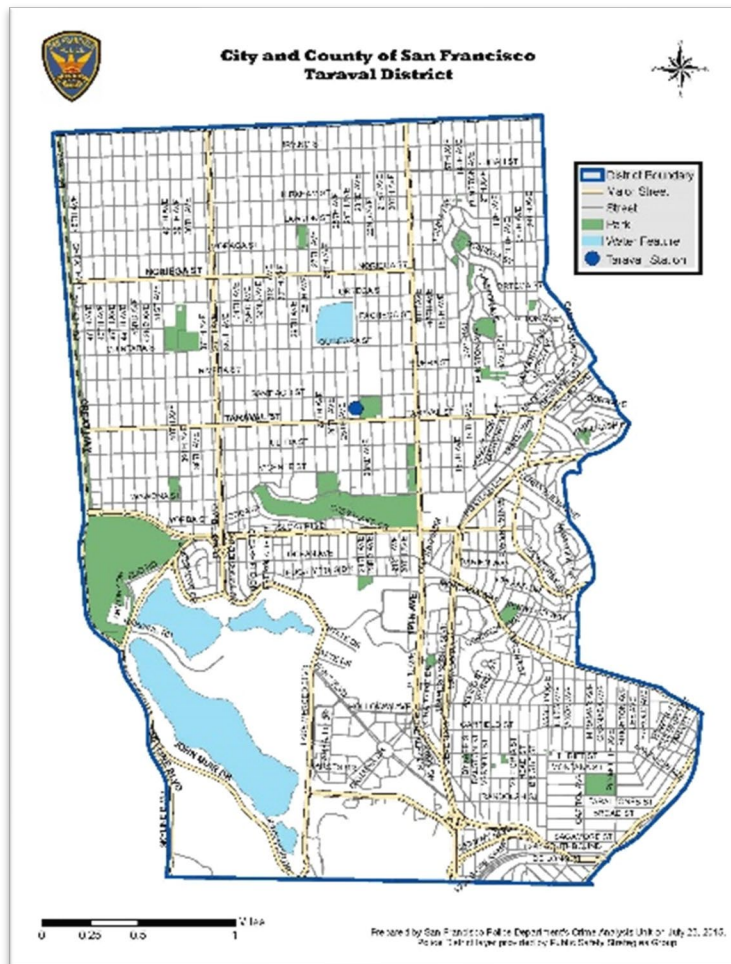
## EIS Alerts

	OIS	OID	3+ UOF	3+ DPA	Any 5	4+ DPA	Any 6	TOTAL
Q1 2024	0	0	2.5	0	0	0	0	2.5
Q2 2024	0	0	2	0	0	0	1.5	3.5

Captain Brien Hoo

## Indicator Points

	OIS	OID	UOF	DPA	IAD	EEO	Civil Suits	Tort Claims	Vehicle Pursuits	On Duty Collision	TOTAL
Q1 2024	0	0	18	7	4	0	0	0	0	0	29
Q2 2024	0	0	8	2	3	0	0	0	0	1	14





## Tenderloin Station

### Part 1 Violent Crimes & Part 1 Property Crimes Trailing 12 Mo (July 2023 - June 2024)

Part 1 Violent Crimes	841
Part 1 Property Crimes	1,571
<b>TOTAL</b>	<b>2,412</b>

Tenderloin Station observed a 39.1% decrease in the number of alerts from Q1 2024 to Q2 2024.



### Citywide Calls for Service (July 2023 - June 2024)

Calls for Service	13.4%
-------------------	-------

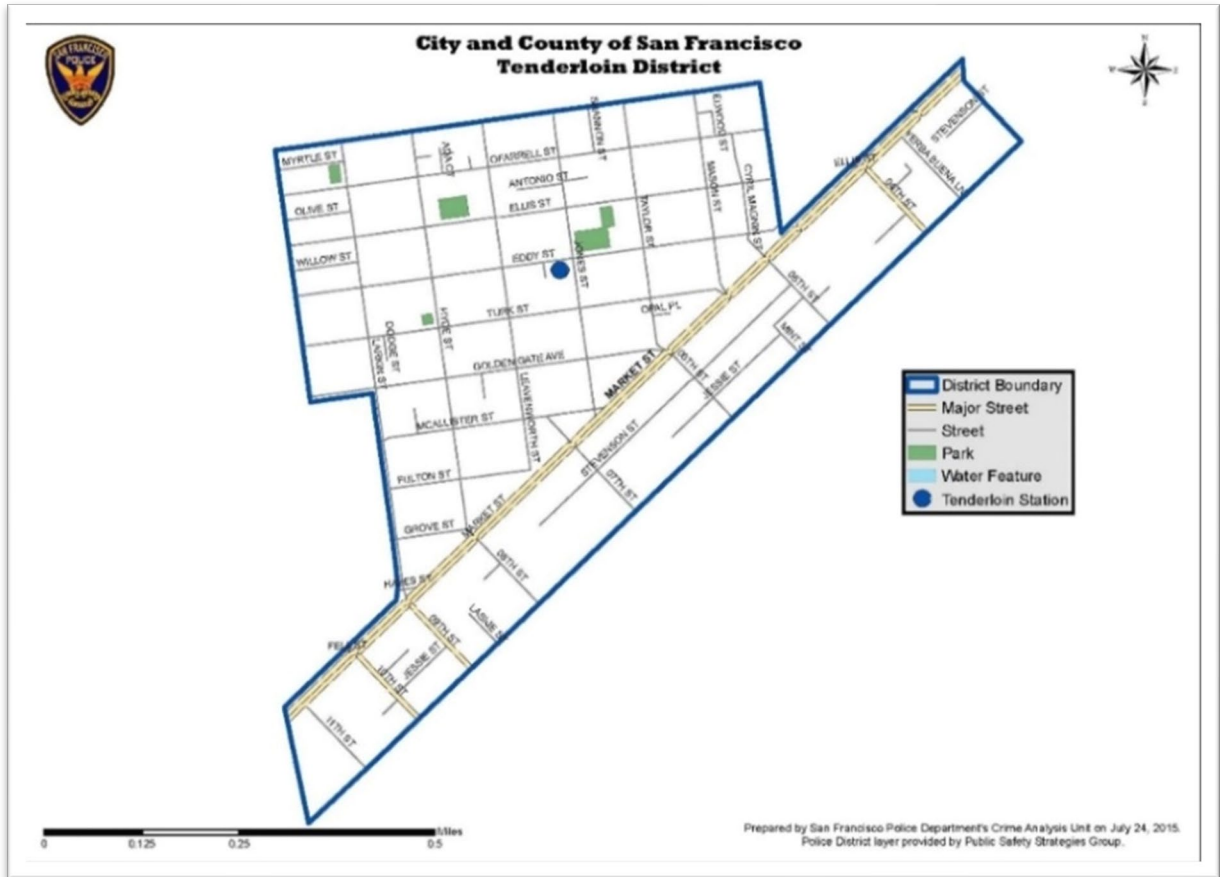
### EIS Alerts

	OIS	OID	3+ UOF	3+ DPA	Any 5	4+ DPA	Any 6	TOTAL
Q1 2024	1	0	32	1.5	8.33	1	12	55.83
Q2 2024	0	0	22	0	4	0	8	34

Captain Sergio Chin

### Indicator Points

	OIS	OID	UOF	DPA	IAD	EEO	Civil Suits	Tort Claims	Vehicle Pursuits	On Duty Collision	TOTAL
Q1 2024	0	0	118	29	6	0	2	4	0	3	162
Q2 2024	0	0	60	25	9	0	0	3	0	2	99





## Airport Bureau



**Captain Liza Johansen**  
**Traffic**



**Captain Carlos Gutierrez**  
**Patrol**



**Captain Timothy Falvey**  
**Administration**

### AFOB

### Airport Field Operations

Airport Field Operations works closely with San Mateo Sheriff's Office, United States Customs and Border Patrol, Federal Bureau of Investigations, United States Secret Service, US Federal Air Marshals and other regional local, state and federal law enforcement agencies.

### EIS Alerts

	OIS	OID	3+ UOF	3+ DPA	Any 5	4+ DPA	Any 6	TOTAL
Q1 2024	0	0	0	0	0	0	0	0
Q2 2024	0	0	0	0	0	0	0	0

### Indicator Points

	OIS	OID	UOF	DPA	IAD	EEO	Civil Suits	Tort Claims	Vehicle Pursuits	On-Duty Collision	TOTAL
Q1 2024	0	0	9	2	0	0	0	0	0	0	11
Q2 2024	0	0	3	3	0	0	0	0	0	0	6

**AIRP****Airport Bureau**

Airport Bureau members perform patrols on foot, bicycle, and Segway; Motorized patrols by car or motorcycle; K-9 patrols and explosives detection; traffic collision investigations; traffic control; security for dignitaries; cargo theft abatement.

**EIS Alerts**

	OIS	OID	3+ UOF	3+ DPA	Any 5	4+ DPA	Any 6	TOTAL
Q1 2024	0	0	0	0	0	0	0	0
Q2 2024	0	0	0	0	0	0	0	0

**Indicator Points**

	OIS	OID	UOF	DPA	IAD	EEO	Civil Suits	Tort Claims	Vehicle Pursuits	On-Duty Collision	TOTAL
Q1 2024	0	0	0	0	1	1	0	0	0	0	2
Q2 2024	0	0	0	0	0	0	0	0	0	0	0

**ADMN****Airport Administration**

The Airport Administration works closely with the San Francisco International Airport Administration, Transportation Security Administration, Federal Aviation Administration, and other regional local, state and federal law enforcement agencies.

**EIS Alerts**

	OIS	OID	3+ UOF	3+ DPA	Any 5	4+ DPA	Any 6	TOTAL
Q1 2024	0	0	0	0	0	0	0	0
Q2 2024	0	0	0	0	0	0	0	0

**Indicator Points**

	OIS	OID	UOF	DPA	IAD	EEO	Civil Suits	Tort Claims	Vehicle Pursuits	On-Duty Collision	TOTAL
Q1 2024	0	0	0	0	0	0	0	0	0	0	0
Q2 2024	0	0	0	0	0	0	0	0	0	0	0



## Specialized Units/Details

### ACAD

### Academy

The Academy develops and trains current in-service members and prepares recruits to become proud officers of the Police Department. The Academy also conducts a Citizen's Academy Course for the members of the community.

#### EIS Alerts

	OIS	OID	3+ UOF	3+ DPA	Any 5	4+ DPA	Any 6	TOTAL
Q1 2024	0	0	0	0	0	0	0	0
Q2 2024	0	0	0	0	0	0	0	0

#### Indicator Points

	OIS	OID	UOF	DPA	IAD	EEO	Civil Suits	Tort Claims	Vehicle Pursuits	On-Duty Collision	TOTAL
Q1 2024	0	0	0	0	0	0	0	0	0	0	0
Q2 2024	0	0	0	2	2	0	0	0	0	0	4

### BURG

### Burglary

The Burglary Unit investigates: Violent, hot prowl burglaries; Burglaries involving a loss in excess of \$15k; a burglary series which includes multiple districts or jurisdictions; high-profile burglaries; burglaries where a firearm is taken; safe burglaries.

#### EIS Alerts

	OIS	OID	3+ UOF	3+ DPA	Any 5	4+ DPA	Any 6	TOTAL
Q1 2024	0	0	0	0	0	0	0	0
Q2 2024	0	0	0	0	0	0	0	0

#### Indicator Points

	OIS	OID	UOF	DPA	IAD	EEO	Civil Suits	Tort Claims	Vehicle Pursuits	On-Duty Collision	TOTAL
Q1 2024	0	0	2	1	0	0	0	0	0	0	3
Q2 2024	0	0	0	0	0	0	0	0	0	0	0

### CED

### Community Engagement Division

Officers assigned to CED proactively engage with the community through relationship building, events, forums, panel discussions, community events, and leading a variety of programs to benefit local youth. This unit also promotes community policing and community engagement in support of District Station activities.

#### EIS Alerts

	OIS	OID	3+ UOF	3+ DPA	Any 5	4+ DPA	Any 6	TOTAL
Q1 2024	0	0	0	0	0	0	0	0
Q2 2024	0	0	0	0	0	0	0	0

#### Indicator Points

	OIS	OID	UOF	DPA	IAD	EEO	Civil Suits	Tort Claims	Vehicle Pursuits	On-Duty Collision	TOTAL
Q1 2024	0	0	0	0	0	1	0	3	0	0	4
Q2 2024	0	0	0	0	1	0	0	0	0	0	1



**CGIC**

**Crime Gun  
Investigative Center**

Duties of an Investigator in this unit include: investigating firearms cases in partnership with the ATF for federal prosecution through the Triggerlock Program, present cases to the US Attorney's Office, testify before Federal grand jury, investigate NIBIN correlations, manage the Department's Gun Violence Restraining Order Program.

**EIS Alerts**

	OIS	OID	3+ UOF	3+ DPA	Any 5	4+ DPA	Any 6	TOTAL
Q1 2024	0	0	0	0	2	0	0.5	2.5
Q2 2024	0	0	0	0	0	0	0	0

**Indicator Points**

	OIS	OID	UOF	DPA	IAD	EEO	Civil Suits	Tort Claims	Vehicle Pursuits	On-Duty Collision	TOTAL
Q1 2024	0	0	3	0	0	0	0	1	0	0	4
Q2 2024	0	0	0	0	0	0	0	0	0	0	0

**CHIE**

**Chief's Office**

This Office provides administrative support to the Chief of Police, while effectively managing Media Relations and Risk Management (Internal Affairs, Legal, Professional Standards, and EEO).

**EIS Alerts**

	OIS	OID	3+ UOF	3+ DPA	Any 5	4+ DPA	Any 6	TOTAL
Q1 2024	0	0	0	0	0	0	0	0
Q2 2024	0	0	0	0	0	0	0	0

**Indicator Points**

	OIS	OID	UOF	DPA	IAD	EEO	Civil Suits	Tort Claims	Vehicle Pursuits	On-Duty Collision	TOTAL
Q1 2024	0	0	0	0	1	0	1	0	0	0	2
Q2 2024	0	0	0	1	0	0	0	0	0	0	1

**CIS**

**Crime Information Services Unit**

This unit is comprised of the following sections:  
 Property Control - Receive, store and maintain all evidence and found property in a secure facility;  
 Permits - Process permit applications yearly and maintain files for permitted businesses;  
 Report Management Section - Report processing, data storage, and report retrieval.

**EIS Alerts**

	OIS	OID	3+ UOF	3+ DPA	Any 5	4+ DPA	Any 6	TOTAL
Q1 2024	0	0	0	0	0	0	0	0
Q2 2024	0	0	0	0	0	0	0	0

**Indicator Points**

	OIS	OID	UOF	DPA	IAD	EEO	Civil Suits	Tort Claims	Vehicle Pursuits	On-Duty Collision	TOTAL
Q1 2024	0	0	0	0	0	2	0	0	0	0	2
Q2 2024	0	0	0	0	0	0	0	0	0	0	0





**CSI Crime Scene Investigations**

A unit of highly trained members who respond to crime scenes and use forensics, technology and science to assist in the investigations and prosecution of criminal cases.

**EIS Alerts**

	OIS	OID	3+ UOF	3+ DPA	Any 5	4+ DPA	Any 6	TOTAL
Q1 2024	0	0	0	0	0	0	0	0
Q2 2024	0	0	0	0	0	0	0	0

**Indicator Points**

	OIS	OID	UOF	DPA	IAD	EEO	Civil Suits	Tort Claims	Vehicle Pursuits	On-Duty Collision	TOTAL
Q1 2024	0	0	0	0	0	0	0	0	0	0	0
Q2 2024	0	0	0	0	1	0	0	0	0	0	1

**CVRT Community Violence Reduction Team**

The goal of CVRT is to reduce gun violence while reducing recidivism and building trust between the department and impacted communities. CVRT will focus on intelligence gathering, analysis and proactive investigations to prevent and reduce shootings. CVRT also collaborates with justice partners, intervention partners and community stakeholders.

**EIS Alerts**

	OIS	OID	3+ UOF	3+ DPA	Any 5	4+ DPA	Any 6	TOTAL
Q1 2024	0	0	0	0	0	0	0	0
Q2 2024	0	0	0	0	0	0	0	0

**Indicator Points**

	OIS	OID	UOF	DPA	IAD	EEO	Civil Suits	Tort Claims	Vehicle Pursuits	On-Duty Collision	TOTAL
Q1 2024	0	0	0	1	0	0	0	0	0	0	1
Q2 2024	0	0	1	0	2	0	0	0	0	0	3

**DOC Department Operations Center**

DOC coordinates large, planned events and is activated for command and control of large, unplanned incidents and critical incidents. DOC also handles notifications to the Command Staff of major or high-profile incidents.

**EIS Alerts**

	OIS	OID	3+ UOF	3+ DPA	Any 5	4+ DPA	Any 6	TOTAL
Q1 2024	0	0	0	0	2	0	0	2
Q2 2024	0	0	0	0	0	0	0	0

**Indicator Points**

	OIS	OID	UOF	DPA	IAD	EEO	Civil Suits	Tort Claims	Vehicle Pursuits	On-Duty Collision	TOTAL
Q1 2024	0	0	0	1	5	3	0	0	0	0	9
Q2 2024	0	0	0	1	2	0	0	0	0	0	3



**FOB Field Operations Bureau**

Oversees District Station personnel and is responsible for the command of patrol operations. FOB is responsible for special deployments based on the needs of the department.

**EIS Alerts**

	OIS	OID	3+ UOF	3+ DPA	Any 5	4+ DPA	Any 6	TOTAL
Q1 2024	0	0	0	0	0	0	1	1
Q2 2024	0	0	0.33	0	0	0	0	0.33

**Indicator Points**

	OIS	OID	UOF	DPA	IAD	EEO	Civil Suits	Tort Claims	Vehicle Pursuits	On-Duty Collision	TOTAL
Q1 2024	0	0	11	4	1	0	0	0	0	0	16
Q2 2024	0	0	5	5	0	0	0	0	0	0	10

**GENE General Work**

This unit is responsible for the investigation of assaults, Estes robberies and felonious crimes against persons.

**EIS Alerts**

	OIS	OID	3+ UOF	3+ DPA	Any 5	4+ DPA	Any 6	TOTAL
Q1 2024	0	0	0	0	0	0	0	0
Q2 2024	0	0	0	0	0	0	0	0

**Indicator Points**

	OIS	OID	UOF	DPA	IAD	EEO	Civil Suits	Tort Claims	Vehicle Pursuits	On-Duty Collision	TOTAL
Q1 2024	0	0	1	2	1	0	0	0	0	0	4
Q2 2024	0	0	1	4	0	0	0	0	0	0	5

**HOMI Homicide**

This unit is responsible for the investigation of homicides and suspicious deaths. Investigators manage crime scenes, follow up on leads and coordinate complex investigations of serious incidents.

**EIS Alerts**

	OIS	OID	3+ UOF	3+ DPA	Any 5	4+ DPA	Any 6	TOTAL
Q1 2024	0	0	0	0	0	0	0	0
Q2 2024	0	0	0	0	0	0	0	0

**Indicator Points**

	OIS	OID	UOF	DPA	IAD	EEO	Civil Suits	Tort Claims	Vehicle Pursuits	On-Duty Collision	TOTAL
Q1 2024	0	0	0	0	0	0	0	0	0	0	0
Q2 2024	0	0	0	0	0	0	0	0	0	1	1

**HSU Homeland Security Unit**

The HSU enhances the Department's efforts to protect our city's critical infrastructure and key resources, prepares for natural and man-made disasters, and supports on-going efforts against terrorism.

**EIS Alerts**

	OIS	OID	3+ UOF	3+ DPA	Any 5	4+ DPA	Any 6	TOTAL
Q1 2024	0	0	0	0	0	0	0.5	0.5
Q2 2024	0	0	0	0	0	0	0	0

**Indicator Points**

	OIS	OID	UOF	DPA	IAD	EEO	Civil Suits	Tort Claims	Vehicle Pursuits	On-Duty Collision	TOTAL
Q1 2024	0	0	1	3	0	0	0	0	0	0	4
Q2 2024	0	0	0	0	0	0	0	1	0	0	1

**IAD Internal Affairs Division**

IAD is tasked with investigations of Department Members (both Sworn and Non-Sworn) who are alleged to have committed administrative violations on and off-duty.

**EIS Alerts**

	OIS	OID	3+ UOF	3+ DPA	Any 5	4+ DPA	Any 6	TOTAL
Q1 2024	0	0	0	0	0	0	0	0
Q2 2024	0	0	0	0	0	0	0	0

**Indicator Points**

	OIS	OID	UOF	DPA	IAD	EEO	Civil Suits	Tort Claims	Vehicle Pursuits	On-Duty Collision	TOTAL
Q1 2024	0	0	0	0	1	0	0	0	0	0	1
Q2 2024	0	0	0	0	0	0	0	0	0	1	1

**INVE Investigations**

The Investigations Division is under the Bureau of Investigations and contains five separate units: General Crimes, Major Crimes, Special Investigations Division, Special Victims Unit, and Strategic Investigations.

**EIS Alerts**

	OIS	OID	3+ UOF	3+ DPA	Any 5	4+ DPA	Any 6	TOTAL
Q1 2024	0	0	0	0	0	0	0	0
Q2 2024	0	0	0	0	0	0	0	0

**Indicator Points**

	OIS	OID	UOF	DPA	IAD	EEO	Civil Suits	Tort Claims	Vehicle Pursuits	On-Duty Collision	TOTAL
Q1 2024	0	0	1	0	3	0	0	0	0	1	5
Q2 2024	0	0	0	0	1	0	0	1	0	0	2



**LEGA**

**Legal Division**

The mission of the Legal Division is to efficiently manage our day-to-day responsibilities pertaining to complying with the various legal mandates imposed upon the Department.

**EIS Alerts**

	OIS	OID	3+ UOF	3+ DPA	Any 5	4+ DPA	Any 6	TOTAL
Q1 2024	0	0	0	0	0	0	0	0
Q2 2024	0	0	0	0	0	0	0	0

**Indicator Points**

	OIS	OID	UOF	DPA	IAD	EEO	Civil Suits	Tort Claims	Vehicle Pursuits	On-Duty Collision	TOTAL
Q1 2024	0	0	1	0	0	0	0	0	0	0	1
Q2 2024	0	0	0	0	0	0	0	0	0	0	0

**MEDI**

**Medical Liaison**

This unit is part of the Staff Services Division and is in charge of managing all members who suffer an injury on duty. The unit monitors the member's progress and shares that information with the Worker's Compensation Adjusters.

**EIS Alerts**

	OIS	OID	3+ UOF	3+ DPA	Any 5	4+ DPA	Any 6	TOTAL
Q1 2024	0	0	0	0	0	0	0.5	0.5
Q2 2024	0	0	0	0	0	0	0	0

**Indicator Points**

	OIS	OID	UOF	DPA	IAD	EEO	Civil Suits	Tort Claims	Vehicle Pursuits	On-Duty Collision	TOTAL
Q4 2023	0	0	0	1	0	0	0	0	0	0	1
Q1 2024	0	0	0	0	0	0	0	0	0	0	0

**MTA**

**Traffic Enforcement**

This unit is comprised of motorcycle officers who specialize in traffic enforcement, traffic control, vehicle escorts and major collision investigations.

**EIS Alerts**

	OIS	OID	3+ UOF	3+ DPA	Any 5	4+ DPA	Any 6	TOTAL
Q1 2024	0	1	0	0	0	0	0	1
Q2 2024	0	0	0	1	0	0	0	1

**Indicator Points**

	OIS	OID	UOF	DPA	IAD	EEO	Civil Suits	Tort Claims	Vehicle Pursuits	On-Duty Collision	TOTAL
Q1 2024	0	1	2	1	2	0	0	0	0	0	6
Q2 2024	0	0	2	4	2	0	0	0	0	0	8

**MUNI****MUNI Division**

This Division handles and investigates cases that include but are not limited to: robberies or assaults that occur on a MUNI vehicle and provides a security presence on SF MTA trains, LRVs and coaches.

**EIS Alerts**

	OIS	OID	3+ UOF	3+ DPA	Any 5	4+ DPA	Any 6	TOTAL
Q1 2024	0	0	0	0	0	0	0	0
Q2 2024	0	0	0	0	0	0	0	0

**Indicator Points**

	OIS	OID	UOF	DPA	IAD	EEO	Civil Suits	Tort Claims	Vehicle Pursuits	On-Duty Collision	TOTAL
Q1 2024	0	0	0	0	0	0	0	0	0	0	0
Q2 2024	0	0	0	2	0	0	0	0	0	1	3

**NIGH****Night Investigations**

This unit conducts proactive enforcement operations, provides technical assistance and serves as a resource to investigative units within the department along with investigating a variety of cases themselves.

**EIS Alerts**

	OIS	OID	3+ UOF	3+ DPA	Any 5	4+ DPA	Any 6	TOTAL
Q1 2024	0	0	0	0	0	0	0	0
Q2 2024	0	0	0	0	0	0	0	0

**Indicator Points**

	OIS	OID	UOF	DPA	IAD	EEO	Civil Suits	Tort Claims	Vehicle Pursuits	On-Duty Collision	TOTAL
Q1 2024	0	0	1	0	0	0	0	0	0	0	1
Q2 2024	0	0	0	2	1	0	0	0	0	0	3

**RISK****Risk Management Office**

The Risk Management Office (RMO) consists of the Internal Affairs Division, Investigative Services Detail, the Legal Division, the EEO Unit in the SFPD, the BWC Unit, SB1421 Unit and the Early Intervention System. RMO investigates cases that involve officer misconduct and officer-involved shootings.

**EIS Alerts**

	OIS	OID	3+ UOF	3+ DPA	Any 5	4+ DPA	Any 6	TOTAL
Q1 2024	0	0	0	0	0	0	0	0
Q2 2024	0	0	0	0	0	0	0	0

**Indicator Points**

	OIS	OID	UOF	DPA	IAD	EEO	Civil Suits	Tort Claims	Vehicle Pursuits	On-Duty Collision	TOTAL
Q1 2024	0	0	0	1	0	0	0	0	0	0	1
Q2 2024	0	0	0	0	0	0	0	0	0	0	0

**SID Special Investigations Division**

This division is comprised of the following units that utilize special training and skills to accomplish tasks that include complex, sensitive and confidential criminal investigations: Arson, Bomb Investigations and Dignitary Protection.

**EIS Alerts**

	OIS	OID	3+ UOF	3+ DPA	Any 5	4+ DPA	Any 6	TOTAL
Q1 2024	0	0	0	0	0	0	1	1
Q2 2024	0	0	0	0	0	0	0	0

**Indicator Points**

	OIS	OID	UOF	DPA	IAD	EEO	Civil Suits	Tort Claims	Vehicle Pursuits	On-Duty Collision	TOTAL
Q1 2024	0	0	3	1	0	0	0	0	0	0	4
Q2 2024	0	0	0	0	0	0	0	1	0	0	1

**SIU Strategic Investigations Unit**

Night Investigations Unit (NIU) is part of the restructuring within the Investigations Bureau. NIU's duties and responsibilities will be assumed by the newly created Strategic Investigations Unit (SIU).

**EIS Alerts**

	OIS	OID	3+ UOF	3+ DPA	Any 5	4+ DPA	Any 6	TOTAL
Q1 2024	0	0	0	0	0	0	0.5	0.5
Q2 2024	0	0	0	0	0	0	0	0

**Indicator Points**

	OIS	OID	UOF	DPA	IAD	EEO	Civil Suits	Tort Claims	Vehicle Pursuits	On-Duty Collision	TOTAL
Q1 2024	0	0	0	0	0	0	0	0	0	0	0
Q2 2024	0	0	0	1	0	0	0	0	0	0	1

**STAF Staff Services**

This Division is comprised of six units: Personnel, Payroll, Medical Liaison, Background Investigations, Police Physician and ADA Coordinator.

**EIS Alerts**

	OIS	OID	3+ UOF	3+ DPA	Any 5	4+ DPA	Any 6	TOTAL
Q1 2024	0	0	0	0	0	0	0	0
Q2 2024	0	0	0	0	0	0	0	0

**Indicator Points**

	OIS	OID	UOF	DPA	IAD	EEO	Civil Suits	Tort Claims	Vehicle Pursuits	On-Duty Collision	TOTAL
Q1 2024	0	0	0	0	2	0	0	0	0	0	2
Q2 2024	0	0	0	2	0	0	0	0	0	0	2

**SVU Special Victims Unit**

Special Victims Unit investigates the following crimes: Child Abuse, Domestic Violence, Elder Abuse, Financial Crimes, Human Trafficking, Internet Crimes Against Children, Stalking & the Sex Offender Unit.

**EIS Alerts**

	OIS	OID	3+ UOF	3+ DPA	Any 5	4+ DPA	Any 6	TOTAL
Q1 2024	0	0	0	0	0	0	0	0
Q2 2024	0	0	0	0	0	0	0	0

**Indicator Points**

	OIS	OID	UOF	DPA	IAD	EEO	Civil Suits	Tort Claims	Vehicle Pursuits	On-Duty Collision	TOTAL
Q1 2024	0	0	0	5	0	0	0	0	0	0	5
Q2 2024	0	0	0	3	1	0	0	0	0	0	4

**TACT Tactical/SWAT**

Tactical/SWAT is a unit made up of members who are highly trained and specialize in weapons and tactics. They are utilized during critical incidents where there is a potential of violence, assist with the execution of search and arrest warrants and other high-risk calls for service. This unit also includes our Honda (motorcycles), Explosive Ordinance Disposal, and K-9 units.

**EIS Alerts**

	OIS	OID	3+ UOF	3+ DPA	Any 5	4+ DPA	Any 6	TOTAL
Q1 2024	0	0	0	0	3	0	7	10
Q2 2024	0	0	1	0	0	0	2	3

**Indicator Points**

	OIS	OID	UOF	DPA	IAD	EEO	Civil Suits	Tort Claims	Vehicle Pursuits	On-Duty Collision	TOTAL
Q1 2024	0	0	18	0	0	0	1	0	0	0	19
Q2 2024	0	0	9	1	1	0	0	0	0	1	12

**UNKNOWN Unknown**

Incident dates are unknown or predate a member's employment with SFPD when an incident occurs. The unknown incident dates may be caused by a clerical error or the data was simply not collected.

**EIS Alerts**

	OIS	OID	3+ UOF	3+ DPA	Any 5	4+ DPA	Any 6	TOTAL
Q1 2024	0	0	0	0	0	0	0	0
Q2 2024	0	0	0	0	0	0	0	0.5

**Indicator Points**

	OIS	OID	UOF	DPA	IAD	EEO	Civil Suits	Tort Claims	Vehicle Pursuits	On-Duty Collision	TOTAL
Q1 2024	0	0	0	2	0	0	0	0	0	0	2
Q2 2024	0	0	0	2	2	1	0	0	0	0	5

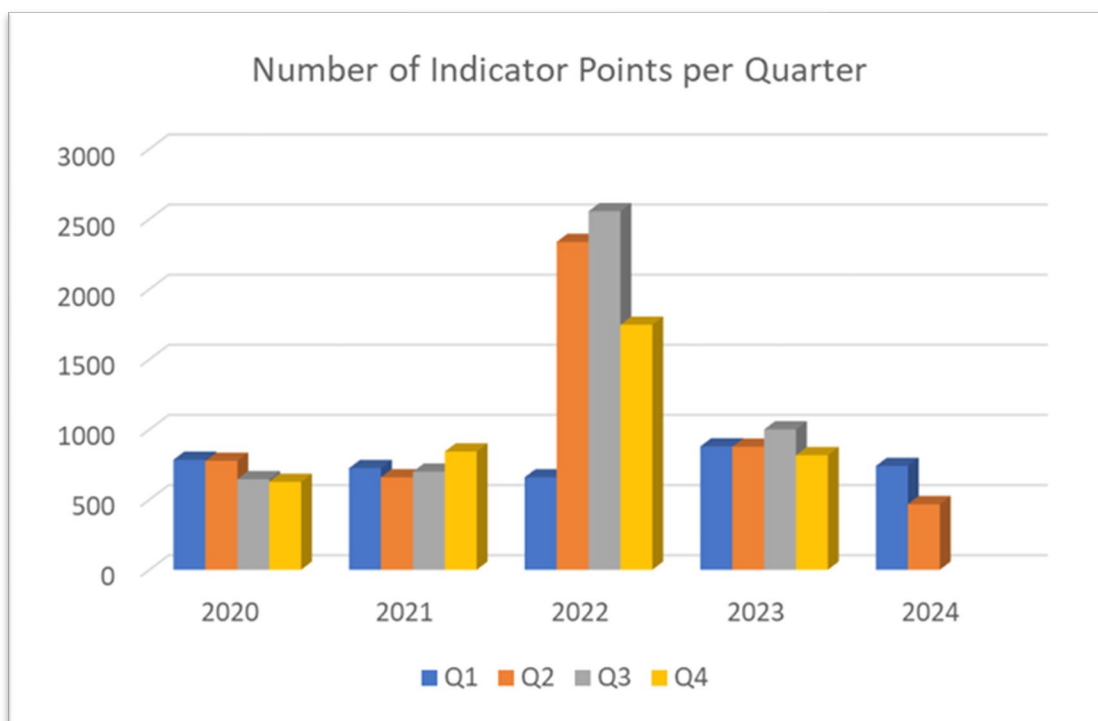


## Comprehensive Data

Number of Indicator Points per Quarter					
Year	Q1	Q2	Q3	Q4	Total
2020	784	776	645	627	2,832
2021	724	659	699	843	2,925
2022	659	2,337	2,556	1,746	7,298
2023	879	877	1,000	816	3,572
2024	740	467			1,207

Indicator Points decreased by 36.9% from Q1 2024 to Q2 2024.

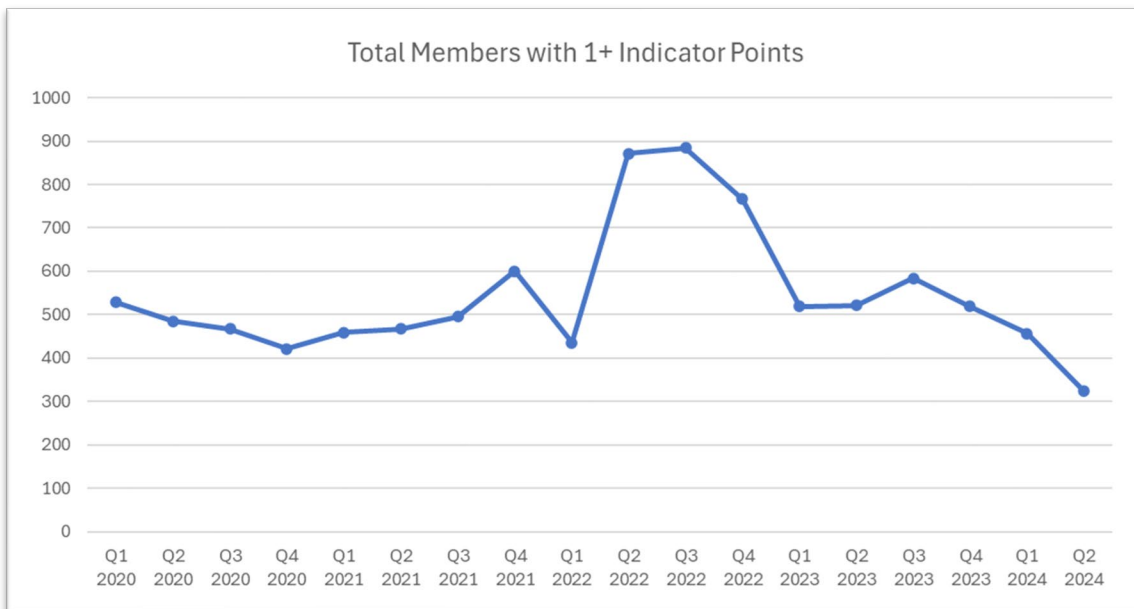
Number of Active Sworn Members		
Year	Quarter	Sworn Members
2020	1	2,296
	2	2,269
	3	2,250
	4	2,233
2021	1	2,211
	2	2,180
	3	2,119
	4	2,104
2022	1	2,047
	2	1,987
	3	1,959
	4	1,942
2023	1	1,909
	2	1,906
	3	1,880
	4	1,867
2024	1	1,863
	2	1,869
	3	
	4	







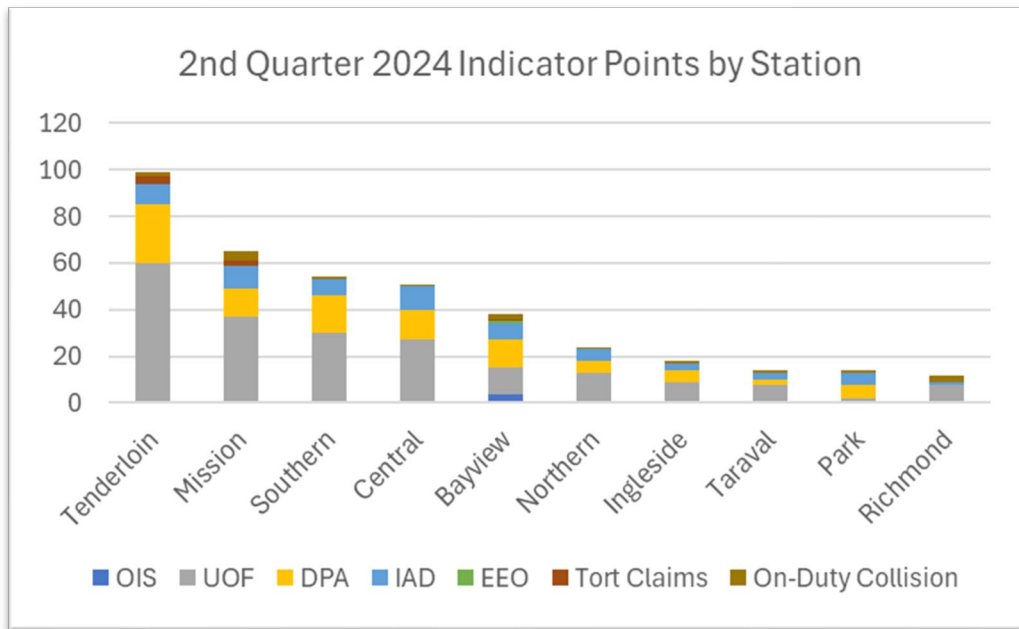
Indicator Points per Member												
Year	Quarter	0	1	2	3	4	5	6	7	8	9+	Total Members with 1+ Indicator Points
2020	1	1767	367	105	38	12	3	0	3	0	1	529
	2	1784	320	106	30	16	7	2	1	0	3	485
	3	1783	342	77	36	6	2	3	0	0	1	467
	4	1812	295	84	26	9	4	2	0	0	1	421
2021	1	1752	300	103	38	11	3	2	0	1	1	459
	2	1713	342	83	29	9	1	2	0	0	1	467
	3	1623	363	83	34	12	4	0	0	0	0	496
	4	1504	444	105	29	14	5	2	0	0	1	600
2022	1	1612	300	79	38	11	3	2	0	2	0	435
	2	1116	346	170	133	83	43	39	23	15	19	871
	3	1075	316	178	134	94	52	46	18	18	28	884
	4	1176	320	189	117	67	40	19	7	4	3	766
2023	1	1390	313	119	50	22	6	5	3	0	1	519
	2	1384	320	116	51	21	6	5	0	2	1	522
	3	1296	365	114	53	32	10	5	3	1	1	584
	4	1348	347	105	38	17	5	3	2	1	1	519
2024	1	1406	286	107	32	20	9	2	1	0	0	457
	2	1544	235	62	18	3	1	5	1	0	0	325
	3	0	0	0	0	0	0	0	0	0	0	0
	4	0	0	0	0	0	0	0	0	0	0	0





### 2<sup>nd</sup> Quarter 2024 Indicator Points by Station

	OIS	OID	UOF	DPA	IAD	EEO	Civil Suits	Tort Claims	Vehicle Pursuits	On-Duty Collision	Total
<b>Tenderloin</b>	0	0	60	25	9	0	0	3	0	2	<b>99</b>
<b>Mission</b>	0	0	37	12	10	0	0	2	0	4	<b>65</b>
<b>Southern</b>	0	0	30	16	7	0	0	0	0	1	<b>54</b>
<b>Central</b>	0	0	27	13	10	0	0	0	0	1	<b>51</b>
<b>Bayview</b>	4	0	11	12	7	1	0	1	0	2	<b>38</b>
<b>Northern</b>	0	0	13	5	5	0	0	0	0	1	<b>24</b>
<b>Ingleside</b>	0	0	9	5	3	0	0	0	0	1	<b>18</b>
<b>Taraval</b>	0	0	8	2	3	0	0	0	0	1	<b>14</b>
<b>Park</b>	0	0	2	6	5	0	0	0	0	1	<b>14</b>
<b>Richmond</b>	0	0	8	0	1	0	0	0	0	3	<b>12</b>
<b>Total</b>	<b>4</b>	<b>0</b>	<b>205</b>	<b>96</b>	<b>60</b>	<b>1</b>	<b>0</b>	<b>6</b>	<b>0</b>	<b>17</b>	<b>389</b>





### 2<sup>nd</sup> Quarter 2024 Indicator Points by Unit

	OIS	OID	UOF	DPA	IAD	EEO	Civil Suits	Tort Claims	Vehicle Pursuits	On-Duty Collision	Total
TACT	0	0	9	1	1	0	0	0	0	1	12
FOB	0	0	5	5	0	0	0	0	0	0	10
MTA	0	0	2	4	2	0	0	0	0	0	8
AFOB	0	0	3	3	0	0	0	0	0	0	6
UNK	0	0	0	2	2	1	0	0	0	0	5
GENE	0	0	1	4	0	0	0	0	0	0	5
SVU	0	0	0	3	1	0	0	0	0	0	4
ACAD	0	0	0	2	2	0	0	0	0	0	4
DOC	0	0	0	1	2	0	0	0	0	0	3
NIGH	0	0	0	2	1	0	0	0	0	0	3
CVRT	0	0	1	0	2	0	0	0	0	0	3
MUNI	0	0	0	2	0	0	0	0	0	1	3
INVE	0	0	0	0	1	0	0	1	0	0	2
STAF	0	0	0	2	0	0	0	0	0	0	2
SIU	0	0	0	1	0	0	0	0	0	0	1
HOMI	0	0	0	0	0	0	0	0	0	1	1
IAD	0	0	0	0	0	0	0	0	0	1	1
CHIE	0	0	0	1	0	0	0	0	0	0	1
CED	0	0	0	0	1	0	0	0	0	0	1
CSI	0	0	0	0	1	0	0	0	0	0	1
SID	0	0	0	0	0	0	0	1	0	0	1
HSU	0	0	0	0	0	0	0	1	0	0	1
<b>Total</b>	<b>0</b>	<b>0</b>	<b>21</b>	<b>33</b>	<b>16</b>	<b>1</b>	<b>0</b>	<b>3</b>	<b>0</b>	<b>4</b>	<b>78</b>

