

Bayview Station Newsletter



Inside This Issue

Captain's Message	1
Community Meeting	2
Officer of the Month	3
Definition of Suspicious activity	4
Definition of Community Policing	5
Crime Definition	6
Community Engagement	7
Weekly Recap	8
Safety Tips - Crime	9-20
Safety Tips - SFMTA	21-23
Crime Data Maps	24-27
Incidents of Interest	28
Monthly Comparison of Crime	29-30
Summaries of Supreme Courts Case Laws	31
Press Releases	32
In the Community	33-43
ADs w/ Police Partners	44-45
Community Feedback	46-47
CPAB Info	48
Vision and Values	49-50
Contacts	51

Captain's Message

Issue 231

October 26, 2023

Good morning Bayview Community,

Although Halloween is next Tuesday, there are sure to be a mixed bag of events in our district and throughout the City leading up to the actual holiday. Whether you are commuting to an event, or trick or treating in the neighborhood, please exercise caution. Many partygoers may be dressed in dark clothing/costumes which are more difficult to see at night. While trick or treating, flashlights and reflective clothing are highly recommended.

Festivities scheduled to take place in the Bayview this weekend can be found in this newsletter on pages 34-37.

Please feel free to contact me at David.S.Maron@sfgov.org anytime with your thoughts, comments, or concerns.

Thank you,

Captain David Maron #1929



Captain David Maron
 Commanding Officer
 Bayview Station

Next Community Meeting:

**November 7
5:00pm**

ZOOM

See page 2 for info

Chief Scott's Message

[http://sanfranciscopolice.org/
chief-police](http://sanfranciscopolice.org/chief-police)

Community Meeting

Bayview Community Meeting on November 7, 2023 at 5pm

The Bayview Station Community Meeting will be held via Zoom.

For registration information please email community@sfsafe.org

The Captain will dedicate a portion of the meeting to discuss
DGO 5.01 Use of Force and
DGO 8.11 Investigation of Officer Involved Shootings and Discharges.



How to Join SFPD's Virtual Community Meetings

Participating in the SFPD's Community Meetings is one of the best ways San Francisco community members can engage in community policing, interact with local SFPD station leadership, and stay updated on crime trends and police activities.



RSVP to community@sfsafe.org

Start off by RSVP-ing to any SFPD Virtual Community Meeting by emailing community@sfsafe.org. Be sure to state which station you are attending or the date/time and captain's name (info included on flyer).



Complete the Registration Form

After sending the email to RSVP, SF SAFE will send you a brief registration form requesting your name, email, phone number, and questions for the captain. When filling out the form, please be sure to answer them completely and correctly. If you don't have any questions, feel free to put "none" or "N/A" so the form will go through.



Be Sure to Click "Submit"

Once the registration form is properly completed, click "**submit**" for the form to go through. A "*thank you for submitting the form*" page should appear so you know your registration was processed.



Receive Zoom Link

A few days before the Community Meeting, you will receive the Zoom link for the meeting via email, as well as a separate email confirming that the Zoom link has been sent. Please check your junk/spam mail and other folders to ensure the Zoom link doesn't end up there.

Officer of the Month

Officer Mayorga



Officer Mayorga completed his Field Training at Mission Station, was assigned to Bayview Station for his probation period, and requested to stay at Bayview Station for his permanent assignment.

Outside of work, Officer Mayorga enjoys traveling, attending Niner games, and participating in Spartan Races.

Definition of Suspicious Activity

Suspicious activity is any observed behavior that could indicate a crime-related incident has been committed, or about to be committed. Unusual items or situations: A vehicle is parked in an odd location, a package/luggage is unattended, a window/door is open that is usually closed, or other out-of-the-ordinary situations occur.

Examples of Suspicious Activity:

- ♦ An individual peering into vehicles, to try, and locate any valuables left unattended.
- ♦ An individual trying door handles to vehicles, and/or residences to gain access to the vehicle and/ or residence.
- ♦ An individual checking front doors of residences to locate any unattended packages, or individuals following delivery trucks to see



**See something.
Say something.**

Definition of Community Policing

Community policing, or community-oriented policing, is a strategy of policing that focuses on the police building ties and working closely with members of the communities.

- Homeless Outreach and Outreach to Drug Users: Bayview Station officers coordinate with city agencies to provide outreach and assistance to rehabilitate those who are dependent on illegal drugs and outreach to homeless individuals to connect them with resources and support.
- Foot Patrols: Bayview Station has beat officers assigned to the San Bruno Avenue, 18th Street, 20th Street and 3rd Street corridors.
- Monthly Police Community Relations Meetings: Community Meetings are held continuously. Officers also attend meetings with merchants groups, business groups, development authorities and others. Concerns are voiced and addressed through problem solving.
- Email Updates: Bayview Station sends out newsletter updates to residents in the district that alerts residents of crime trends, upcoming community events, crime prevention tips, and information on how to contact officers at the district station.



Crime Definition

Robbery – Robbery is the taking of property from another by using force or by using fear.

Assault – An assault is an unlawful attempt, coupled with the present ability, to commit a violent injury on another person.

Battery – (**Misdemeanor battery**) is any willful and unlawful touching of another. (**Felony battery**) is the use of force or violence upon the person of another that causes serious bodily injury.

Assault – is when a person swings their arm and **battery** is when that arm makes contact with another person.

Aggravated Assault – Assault upon another person with a deadly weapon or instrument other than a firearm or by any means of force likely to produce great bodily injury.

Burglary – The intent upon entry into a property to commit grand theft, petty theft, or any felony.

Community Engagement

Community Engagement Division (CED)

Throughout the year, SFPD officers based at 1245 3rd Street, are assigned full-time to proactively engage with the community through relationship building, events, forums, panel discussions, participation in community events, working with community leaders and leading a variety of special programs to benefit local youth. In addition, this unit promotes community policing and community engagement in support of District Station activities.

CED officers participate in programs like backpack journeys with middle-school students, homework assistance, turkey giveaways at Thanksgiving, tree and toy giveaways during the Holiday Season and they also attend neighborhood events.

The CED works closely with all ten SFPD districts by collaborating with a designated liaison allowing each station to keep CED informed of upcoming community events and concerns. The CED is committed to its continued work with community leaders in order to build on reciprocity and shared understandings of the concerns within the diverse communities represented in San Francisco. As a department we are dedicated to understanding the various concerns and needs specific to each group.

In addition, CED collaborates on community events with organizations including Mothers Against Drunk Drivers, the Make-a-Wish Foundation, Special Olympics of Northern California and others.

Here are a few other programs in which the Community Engagement Division participates:

The [Wilderness Adventure Program](#), in which officers accompany youth on backpacking, kayaking and other outdoor adventures.

The [Police Activities League](#), which sponsors a variety of programs for youth, including fishing trips, football, and martial arts.

The [Reserve Police Officer Program](#), which prepares volunteers to assist city police.

Want to view the Community Policing Strategic Plan?

Click [here](#) to view a PDF version of it.

Weekly Recap

October 16, 2023 – October 22, 2023

Calls for Service	521
Incident Reports	120
Felony Arrests	7
Misdemeanor Arrests	2
Firearms Seized	1
Robberies	6
Residential / Non-Residential Burglaries	4
Auto Burglaries	8

List of Part 1 and Part ii crimes

October 16, 2023 – October 22, 2023

ASSAULTS/Attempted ASSAULTS:	
Firearm	3
Hands, Fists, Feet, Etc.	0
Knife or Cutting Instrument	2
Other Dangerous Weapon	5

BURGLARIES/Attempted BURGLARIES:	
Attempted Forcible Entry	1
Forcible Entry	3
Unlawful Entry - No force	0

ROBBERIES/Attempted ROBBERIES:	
Firearm	1
Knife or Cutting Instrument	0
Other Dangerous Weapon	0
Strong-arm (No Weapon)	5

CRIME PREVENTION / SAFETY TIPS

Burglary Awareness Crime Prevention Video

The San Francisco Police Department would like to remind the public to stay safe and help protect yourself from vehicle and home burglaries. Below are some simple steps you can take to help prevent your home or vehicle from being burglarized.

- Remove garage door opener from your vehicle if parked outside your garage
- Lock the door from your garage leading inside your home
- “Block the cord” – garage door openers have an emergency release cord that, when pulled, disconnects the door from the mechanism thereby making it easy for burglars to enter your garage

For more information on how to protect yourself, your family and your home from burglaries please click on the following link and watch our safety video: <https://vimeo.com/477012071>



CRIME PREVENTION / SAFETY TIPS



PACKAGE THEFT PREVENTION GUIDE

One rarely falls in love without being as much attracted to what is interestingly wrong with someone as what is objectively healthy

☛ WON'T BE HOME?

Use the "Hold Package" option at USPS.com to have packages held at location post office for pick up. You can also arrange for neighborhoods to pick up any packages that might be delivered.

☛ CUSTOMIZE DELIVERIES

Customize deliveries by adding specific delivery instructions using USPS.com and your tracking number. You can also schedule packages to arrive when you are home or reroute packages.

☛ USE SPECIAL SERVICES

Use USPS special services like *Signature Confirmation* or *Registered Mail* to add a layer of security.

☛ DELIVER TO SECURE LOCATIONS

Send packages to secure locations such as Amazon Lockers, FedEx and UPS locations, P.O. Boxes, and local post office.

☛ REQUEST NONDESCRIPT PACKAGING

When completing your online order, opt for packaging that conceals the item or select the 'gift' option to ensure package arrives in a plain box especially when ordering from a high-end store.

☛ USE MODERN ALTERNATIVES

Take advantage of contemporary options like smart lockers, lockboxes, cameras, motion detection lighting, alarms like Package Guard, and services like Doorman.

☛ NETWORK WITH NEIGHBORS

Neighborhood groups on social media or community apps can provide a system for reporting suspicious activity. This is also a good way to keep your deliveries and neighborhood secure.

☛ PORCH AREA VISIBILITY

Keep the porch area clear and visible. The more likely a would-be thief is to be seen, the more likely they are to choose another target.



CRIME PREVENTION / SAFETY TIPS



PREVENT GARAGE DOOR BREAK-INS

Garages can sometimes be the most vulnerable area of the home and they are often the entry point most targeted by thieves because of the easy access to the home. Here are some tips to help secure your garage and protect it from theft.



ALWAYS CLOSE YOUR GARAGE DOOR

This may seem obvious, but just drive through any residential neighborhood and you'll likely see a few wide-open garage doors. This is an invitation to burglars and at the very least, you're allowing passersby to easily view the contents of your garage.



INSTALL MOTION-SENSITIVE LIGHTS

Homes and garages with poor exterior lighting become more appealing targets for burglars. Ensure all entry points are well-lit. Constant lighting supplemented by motion sensitive lighting is best.



REINFORCE THE GLASS ON THE GARAGE DOOR

Add vinyl adhesive to reinforce garage windows. You can also opt for a frosted or translucent glass design to allow sunlight in while obscuring contents inside.



DON'T LEAVE GARAGE DOOR REMOTE IN YOUR CAR

A garage door remote is basically another key into your home and thieves won't hesitate to use it if they find it. Opt to use a remote on a keychain.



INSTALL AN INTERIOR MANUAL GARAGE DOOR LOCK

When leaving on a vacation or for extended periods of time, disconnect automatic door motor and install a manual lock.



TIE EMERGENCY RELEASE CORD

Tying your emergency release cord into a small ball will make it more difficult to reach by thieves who manage to break the garage windows.



INSTALL SURVEILLANCE CAMERAS

There should be at least 1 exterior mounted camera facing the street and registered with the D.A.'s office.



SECURE ANY VALUABLES

Keep all tools in cabinet systems with locks and be sure to hang and lock any bicycles. As much as possible, try to avoid keeping valuable items in the garage or inside vehicles.



HAVE A QUALITY, FUNCTIONING GARAGE DOOR

Garage doors should be as secure, sturdy, and well-built as your front door and should remain in good condition and tight fitting. Deadbolts should also be added to the garage-to-house door.



INSTALL INTERIOR MAIL SLOT HOOD COVER

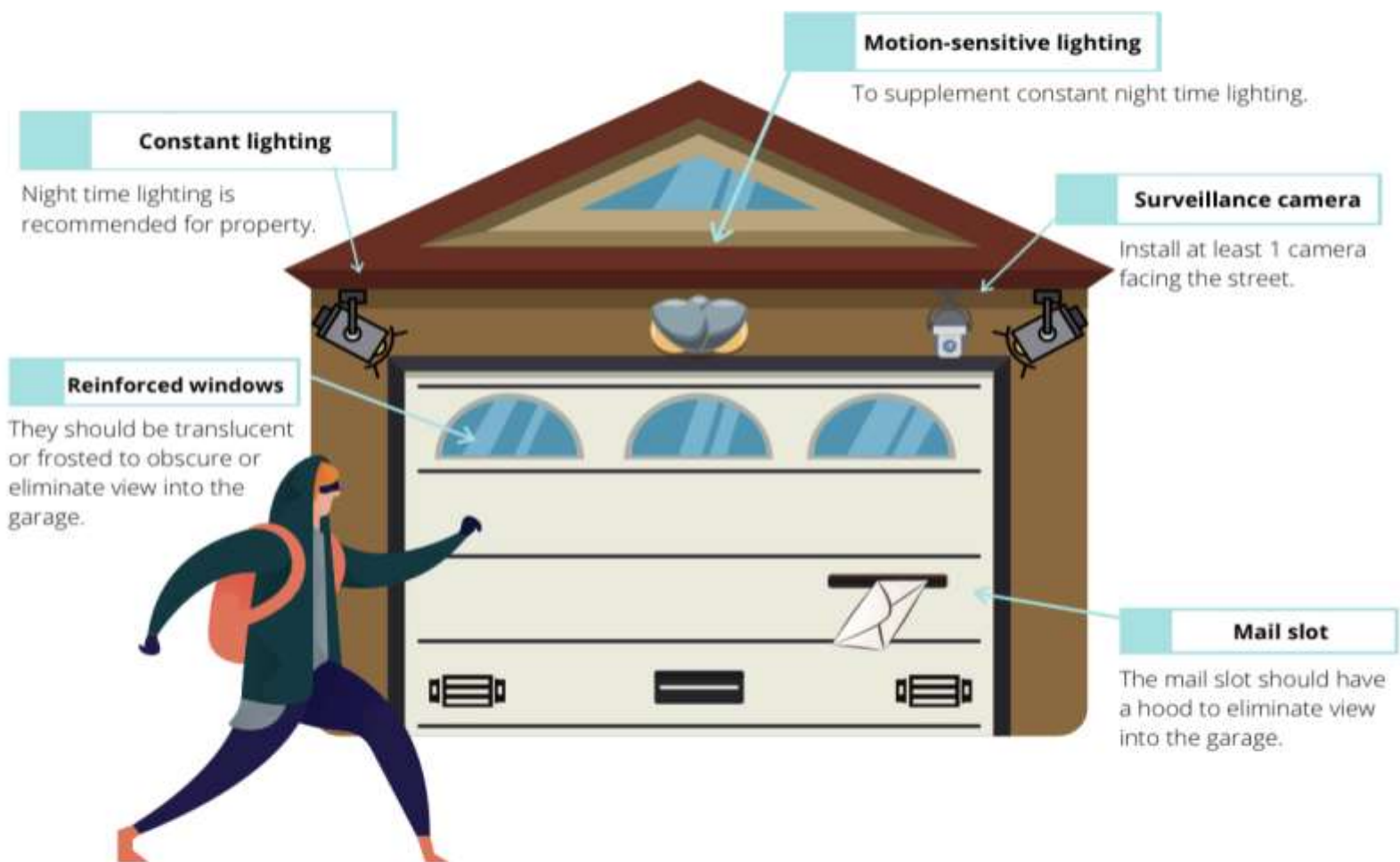
If the garage door is equipped with a mail slot, a hood cover will prevent any view into the garage and its contents, eliminating enticement to enter.

CRIME PREVENTION / SAFETY TIPS



PREVENT GARAGE DOOR BREAK-INS

ANATOMY OF A SAFE GARAGE



Your home is only as safe as its weakest entry point.

Your garage is an important part of your home and securing your garage is one of the most essential steps to securing your entire home. It is always recommended to regularly check and update your home's security system and safety measures.

CRIME PREVENTION / SAFETY TIPS

Park Smart!



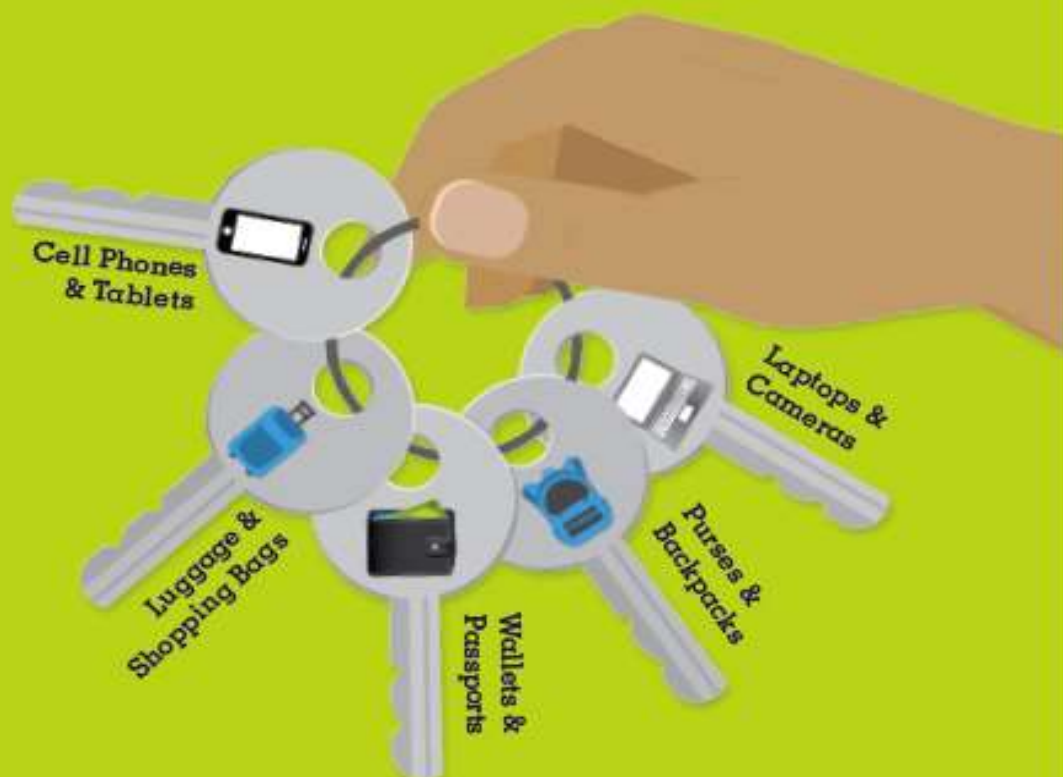
THE KEYS TO
PARKED CAR
SAFETY ARE IN
YOUR HANDS!

If you love it, don't leave it.

DON'T TEMPT A CAR THIEF!

Car thieves only need seconds to break into your car. So Park Smart, and especially keep your trunk clear.

**Take everything
with you.**



Park Smart!



Safe Habits to Adopt:



Turn off the ignition

Never leave your car running unattended



Keep your vehicle & tires in good condition

to prevent breakdowns—stranding you in a dark or unfamiliar place



Lock your doors

when you get in your car



See something, say something

If you see a motorist in distress, call 9-1-1 versus stopping to help



Clear your trunk

and take your valuables with you every time you leave your car



If you are being followed,

drive to the nearest police or fire station—a populated area is a good default



CRIME PREVENTION / SAFETY TIPS



IN CASE OF EMERGENCY

Program your phone with these safety numbers

911 - Emergency*

SF Dispatch Direct (415) 553-8090
 SFPD Non-Emergency 415-553-0123
 To make a report to the City 311

*In San Francisco, when you dial 911 on a cellular phone near a highway, the call is connected to the California Highway Patrol (CHP) dispatch center.

SAFE, a crime prevention education 501(c)3 non-profit, helps residents, police and community groups work together to create vibrant neighborhoods.

Everyone who lives, works and visits San Francisco has the right to be safe. SAFE provides educational services that empower San Franciscans with techniques to prevent crime.

To make a tax-deductible donation or learn more, visit us online at: www.sfsafe.org



650 Bryant Street, Room 135
 San Francisco, CA 94103
 415-553-1884 | info@sfsafe.org



Sponsored in cooperation with the San Francisco Police Department



Personal Safety Guide



Empowering Communities to Create a Safer San Francisco
www.sfsafe.org



SAFE wants you to feel secure as you move through your life in and around the City. Use the tips inside to keep safety in your thoughts. Then share your knowledge with your friends and family.

Safety for All Situations

- Always be alert and aware of your surroundings.
- Trust your intuition! If something feels weird, trust your gut and change the situation.
- Keep valuables and electronics out of sight.
- Safety in numbers—walk with others, on populated streets.
- Know your resources. Use this guide to get started.



1

Walking

- Walk with purpose
- Keep your purse or bag close to your body
- Hide valuables
- Always stay aware of your surroundings
- Take care using cell phones in public, they are commonly targeted by thieves

2

Parking

- Don't leave packages or bags visible in a parked car
- Put packages in the trunk before you arrive at your destination
- Check signage to make sure your car is parked legally
- Avoid large bushes and dense shrubbery

3

Social Media

- Limit location sharing
- Tighten privacy settings
- Be cautious of "friending" strangers
- Don't share details like address, vacation dates, DOB with people you just met
- What goes online will stay online, so be cautious what you share



4

Taxi and Ridesharing

- Confirm "San Francisco Taxicab" seal
- Check for taxi mediation on the dashboard, note ID number
- Confirm driver identity
- Choose the back seat
- Cash is never required in a rideshare
- Report incidents to SFPD
- Taxi complaints: call 311

5

Public Transportation

- Plan your route ahead of time using www.511.org or www.sfmta.org
- Find arrival times using Nextbus.com
- Have money or Clipper card ready
- Stay awake and alert
- Hold bags in your lap or under your arm
- Thieves may "snatch and grab" by a door when you approach a stop
- Report any incidents to the driver
- After 6:30 pm, Muni bus drivers can make "safe in between stops"—ask your driver



For bike safety and other topics, visit www.sfsafe.org

Stay alert

Safety in numbers

Trust your intuition

Know your resources

CRIME PREVENTION / SAFETY TIPS

WHY CREATE A SAFE NEIGHBORHOOD WATCH GROUP?

- You don't feel safe
- You don't know all your neighbors
- The streets in your neighborhood are dirty
- The streetlights don't work
- You want to create a stronger community

GETTING STARTED

- Recruit a few friends on your block
- Contact SAFE to assist you
- Create a planning committee & meet with a SAFE representative

HOW IT WORKS

- Problem-solve with police and other agencies
- Create communication plan- phone, text, or email
- Create a neighborhood emergency preparedness plan
- Designate one Block Captain & two Block Co-Captains



WHAT DOES A NEIGHBORHOOD WATCH GROUP DO?

- Meet regularly at least 4 times a year**
- Meetings
- Gatherings
- Block Parties
- Community Gardens

- Invite guest speakers to meetings**
- SFPD
- Mayor's Office
- 911 Call Center
- District Supervisors

- Take classes together**
- NERT
- ALERT
- CPR/ First Aid
- Self-Defense

- Organize days to**
- Reclaim walls covered with graffiti
- Clean up the local park
- Volunteer for a local charity

To start your own Neighborhood Watch Group, contact SAFE at

(415) 673-SAFE or (415) 553-1984
info@sfsafe.org

Addressing Crime

**If there is an Emergency Call
911 immediately!!**

如果有緊急情況，請立即撥打911



San Francisco Police Department
Both in Cantonese, Mandarin and English

**Anonymous Tip-Line
415-558-5588**

If you are a victim, witness, or possess information regarding a serious crime, please call SFPD right away using this special direct line. Your Identity WILL NOT be revealed!

舊金山警察局 粵語，普通話和英語

匿名電話專線

415-558-5588

如果你目睹案發經過或有任何線索提供，請盡快聯繫三藩市警察專線，你的個人資料將會保密。

1245 3RD STREET SF, CA 94158

email: SFPDCLU@SFGOV.ORG

www.sanfranciscopolice.org

Supported by

The Asian Pacific Islander Public Affairs • San Francisco Chapter

CRIME PREVENTION / SAFETY TIPS



CRIME PREVENTION TIPS FOR ROBBERY



- Be aware of your surroundings.
If you think you are being followed, get to a crowded area.
- Trust your instincts.
If you sense trouble, get away as soon as possible.
- Remain alert and observe the people around you. Know who is walking behind and in front of you. Things to watch for include suspicious persons, people just loitering around or inside vehicles.
- Walk in well-lit areas. If possible, do not walk alone.
- Do not carry large amounts of money.
- Carry keys in your hand.



SanFranciscoPolice.Org



sfsafe.org

Bayview Police Station 201 Williams Avenue, SF 94124
415.671.2300 SFPDBayviewStation@sfgov.org



CRIME PREVENTION TIPS FOR BURGLARY



- Never leave your home doors unlocked or open.
- When you leave, close and lock your windows. Many burglars enter homes and apartments through open windows. Windows on or near fire escapes should remain locked.
- Don't "buzz" strangers in. Don't permit unexpected utility workers, deliverymen, or strangers into your home. Ask them for their I.D. and phone number to their office. Call 911 if you are not sure of their identity.
- Give your home or apartment an "occupied look." Lights or a radio on automatic times may help deter burglars. Bright motion activated lights are a good deterrent as well.
- Install security cameras or burglar alarms. Most are DIY with easy installation and are assessable with an app on your smart phone.
- If you park your car inside your garage, lock the car doors.
Burglars will steal garage door openers and come back when you are not home.
- Trim shrubs and branches away from doors and windows for better visibility.



SanFranciscoPolice.Org



sfsafe.org

Bayview Police Station 201 Williams Avenue, SF 94124
415.671.2300 SFPDBayviewStation@sfgov.org

CRIME PREVENTION / SAFETY TIPS



CRIME PREVENTION TIPS FOR AUTO BURGLARY



- Do not leave valuable items visible in your car.
- Do not park in isolated or visually obstructed areas. Park in well-lit, heavily populated areas.
- Avoid parking next to occupied vehicles.
- Do not use the console or glove box as mobile lock boxes. These are obvious to thieves too.
- Use secondary devices such as steering locks and/or activate your security system if you have one.
- Trust your instincts.
If something does not feel right, find another place to park.
- Do not leave garage door openers in parked vehicles.
- Do not think your dark tinted windows will hide your valuables. Thieves often use flashlights to see through tint.



SanFranciscoPolice.Org

Bayview Police Station 201 Williams Avenue, SF 94124
415.671.2300 SFPDBayviewStation@sfgov.org

sfsafe.org



TRAFFIC SAFETY



As part of the City's "Vision Zero" goal to end traffic fatalities by 2024, the San Francisco Police Department has committed to "Focus on the Five". Collision data from the SFPD and SFMTA have determined the following violations to be the primary collision factors in most injury accidents:

- Yield While Turning
- Stop Sign
- Speeding
- Red Light
- Pedestrian Right of Way

As we live, work and play in the City by the Bay, we want to feel safe as we move around. Please help us reach this goal by giving your full attention to the road without any distractions.

Bayview Police Station 201 Williams Avenue, SF
94124 415.671.2300 SFPDBayviewStation@sfgov.org

SAFETY TIPS

Vison Zero SFMTA



SHARING THE ROAD WITH CYCLISTS

When it comes to safely sharing the road with cyclists, it's paramount for drivers to learn how to coexist.

➔ Share the Road

When out and about, drivers need to be ever-mindful of sharing the road with cyclists.

➔ Stay Off the Horn

Sudden honking might startle a cyclist and can cause them to swerve into traffic or off the road.

➔ Follow the 3 Foot Rule

Maintain a distance of 36 inches from cyclists whenever passing them. If possible, keep an even wider berth if there's bad weather or if in a higher speed limit zone.

➔ Mind Your Blind Spots

Drivers should double-check their mirrors when changing lanes, making turns, and especially before opening their car door after parking.

➔ Be Cautious with Kids

Kids can be unpredictable since their motor skills and decision-making faculties aren't fully developed. Be on alert when driving near schools and residential areas.

➔ Be Patient

Don't tailgate a cyclist. When you need to pass one, patiently wait until it's safe to do so.



Visit www.sfsafe.org for more safety tips!

If you have any questions, please email safebikesf@sfsafe.org

DRIVE LIKE:

Your Friend is in the Crosswalk.



Yielding saves lives.

sfmta.com/benicelooktwice

311 Free language assistance / 免費諮詢 / Ayuda gratis con el idioma / Servicios gratuitos
 nepesquevas / trợ giúp thông tin miễn phí / Assistance linguistique gratuite / 無料案内サービス /
 Librería telefónica para asistencia lingüística / 免費諮詢服務 / 무료 안내 서비스 /
 Librería telefónica para asistencia lingüística / 免費諮詢服務 / 무료 안내 서비스

BE NICE 
LOOK TWICE



SAFETY TIPS

Safe Streets



Steps to Take After a Traffic Crash

For victims and loved ones of victims

Whether you or someone you know was the victim of a traffic crash, there can be a lot to navigate depending on the circumstances and severity. This checklist is here to guide you.

1 Seek medical care immediately

Even if your injuries did not result in emergency treatment, this step is important. In the immediate aftermath of a crash, adrenaline can mask pain and make it hard to assess injuries. Symptoms can manifest days, weeks, or even months after a crash. A health professional can help you to identify and address injuries that may not be obvious. This step will also enable you to preserve records of your injuries and the costs you incur in order to collect damages.

If you can't see your regular doctor, find an urgent care clinic. SF General Hospital has urgent care clinics around the city; view a directory at sfhealthnetwork.org/urgent-care or call **628-206-8000**.

2 Follow up with the police

Once a crash has been reported, evidence collection is key. Follow up with the police department to get a police report and ensure all witnesses are interviewed, nearby security camera footage is viewed/retained, and photos are taken. Call the San Francisco Police Department's Traffic Collision Investigation Unit **415-678-3600** 24 hours a day.

3 Get legal help

If you are severely injured or your loved one has been severely injured or killed, you should consult with an attorney as soon as possible. Lawyers provide consultations free of charge, and are usually paid on a "contingency" basis, meaning they only get paid if they collect money for you. Given that a lawyer might help with the investigation, we recommend you contact a lawyer as soon as possible.

You likely want a lawyer who has significant, related successful experience with your type of case. Walk San Francisco has a list of pedestrian-friendly lawyers in the San Francisco Bay Area at walksf.org/lawyers. (Attorneys on this list support Walk SF and Families for Safe Streets by sponsoring our programs and events. We do not endorse any particular attorney.)

4 Contact Victim Services

This office provides round-the-clock information and help to victims including legal guidance, crisis counseling, and assistance with medical expenses, attorney's fees, and funeral arrangements. You can reach the San Francisco District Attorney's Office at **628-652-4100** or victimservices@sfgov.org. In-language services are available.

5 Use hospital support services

Hospitals provide many support services including patient advocates, social workers, and clergy. These people can help you to understand hospital regulations, insurance requirements, and paperwork, and help you to advocate for specific care and services.

In addition, patient support staff can help you to plan for post-hospital care, and connect you with counseling, visiting nurse services, physical therapy, and more. Departments to reach out to generally include: Patient Relations, Social Work, and Pastoral Services.

In addition, patient support staff can help you to plan for post-hospital care, and connect you with counseling, visiting nurse services, physical therapy, and more. Departments to reach out to generally include: Patient Relations, Social Work, and Pastoral Services.

SAFETY TIPS

Safe Streets

6 Get emotional support

The aftermath of losing a loved one or being seriously injured, for many people, can bring confusion, anxiety, and feelings of hopelessness. It's important to get the support you need, by reaching out to community-based clinics, support groups, and individual counselors who can provide grief and trauma support. Medicaid and Medicare offer counseling services and community based clinics, and many private insurance plans will offer support services on a sliding scale.

Good starting places are SF General Spiritual Care at sojournchaplaincy.org/get-care/ and SF General Spiritual Care at ucsfhealth.org/education/bereavement-services-and-information.

As San Francisco Bay Area Families for Safe Streets, we are also here for you. View an extensive list of online and Bay Area-specific emotional support resources at walksf.org/fss. Feel free to reach out anytime to familiesforsafestreets@walksf.org.

7 Do you feel that the location of the crash is dangerous?

Unfortunately, many streets and intersections aren't as safe as they should be, especially for people walking and biking. The way a street is designed can make it much more or less likely for a crash to occur. It's important for the elected official who represents the area where the crash occurred to know about the crash. Reach out to Families for Safe Streets for guidance on this at familiesforsafestreets@walksf.org.

About San Francisco Bay Area Families for Safe Streets



We are a supportive community of people affected by traffic crashes.

San Francisco Bay Area Families for Safe Streets brings together people affected by traffic crashes, providing emotional support, guidance, and ways to channel grief into action to make our streets safer.

Families for Safe Streets is here for you.

Contact Aly Geller, San Francisco Bay Area Families for Safe Streets Coordinator, anytime at aly@walksf.org or **415.527.0080**.

Learn more at walksf.org/FSS and:

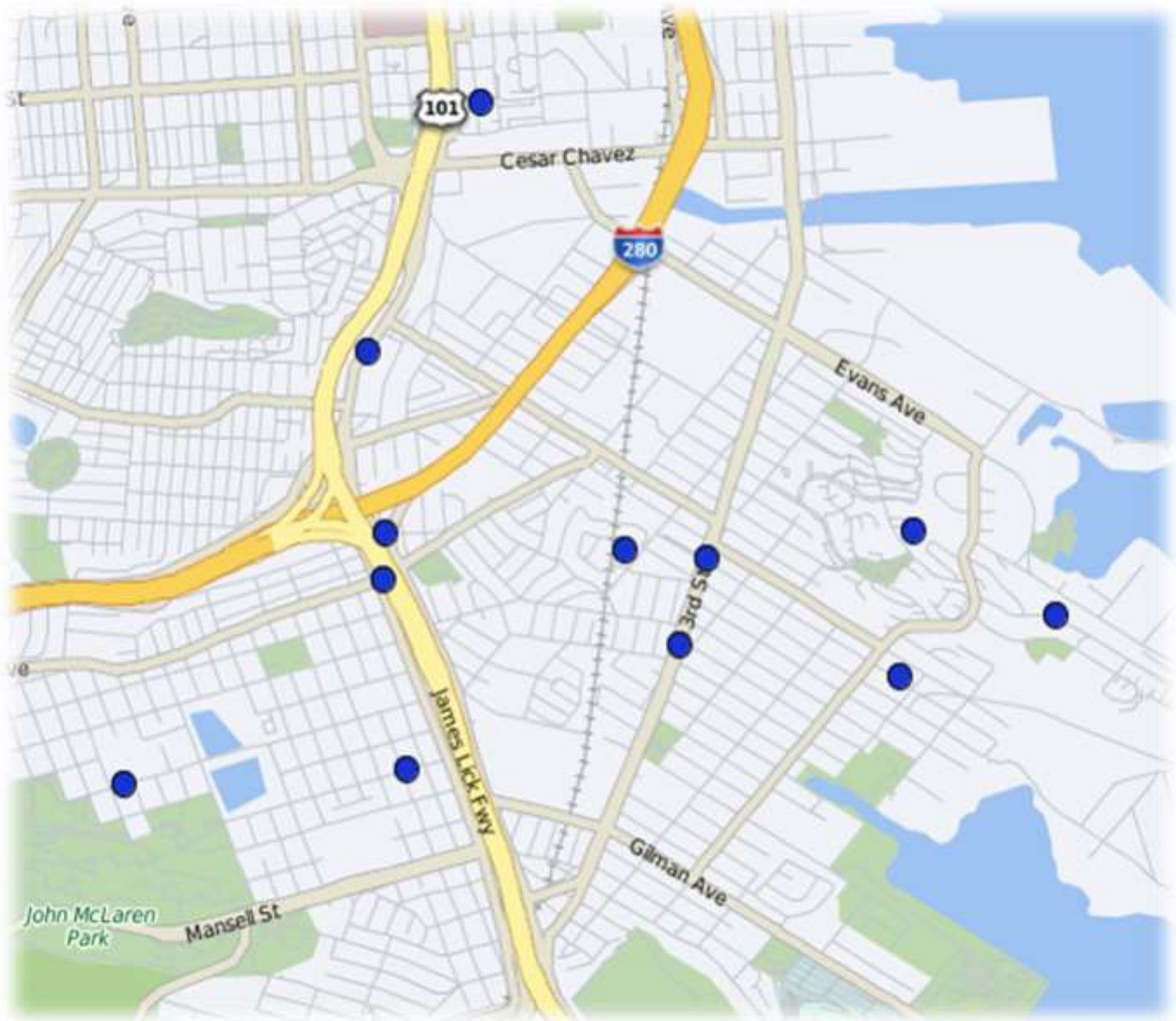
- Sign up for our monthly newsletter.
- Find support resources specific to people who have experienced a crash, whether personally or a loved one.
- Register for an upcoming support gathering or information session.
- Read the stories of others who have experienced a crash.

San Francisco Bay Area Families for Safe Streets is proud to be part of a national Families for Safe Streets movement. San Francisco Bay Area Families for Safe Streets receives support and guidance from Walk San Francisco



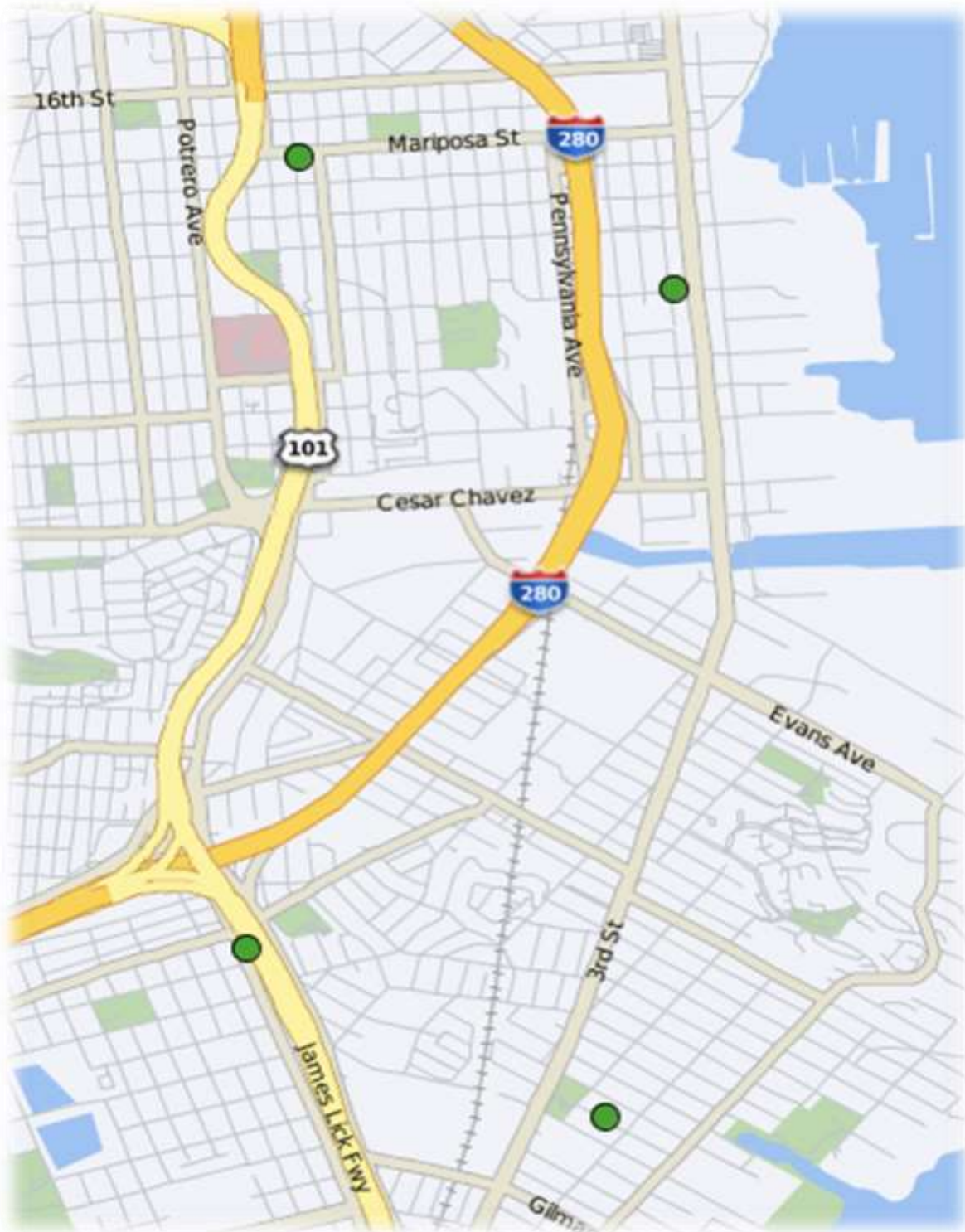
CRIME DATA MAP

ASSAULTS / Attempted ASSUALTS October 16, 2023 – October 22, 2023



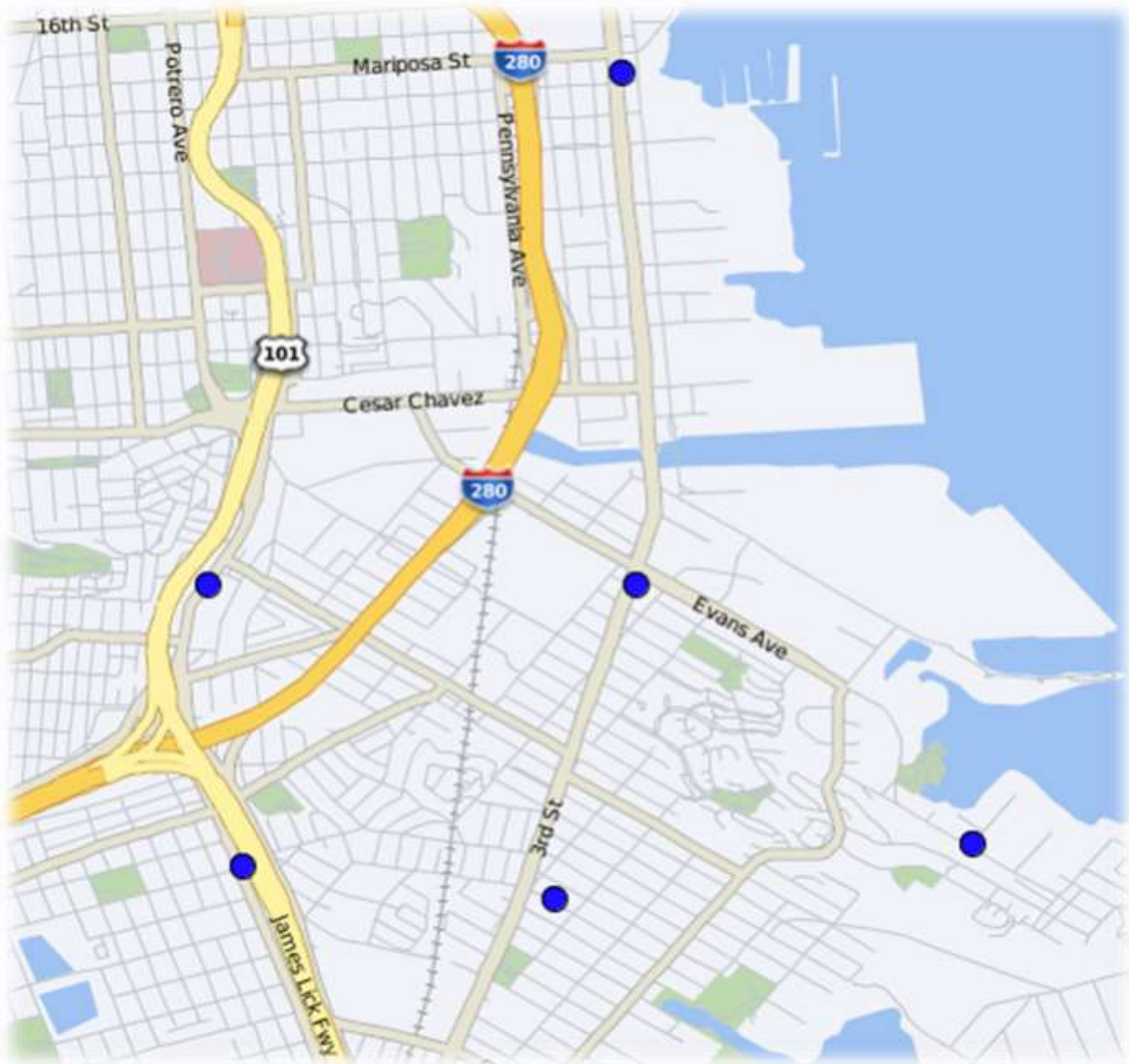
CRIME DATA MAP

BURGLARIES / Attempted BURGLARIES **October 16, 2023 – October 22, 2023**

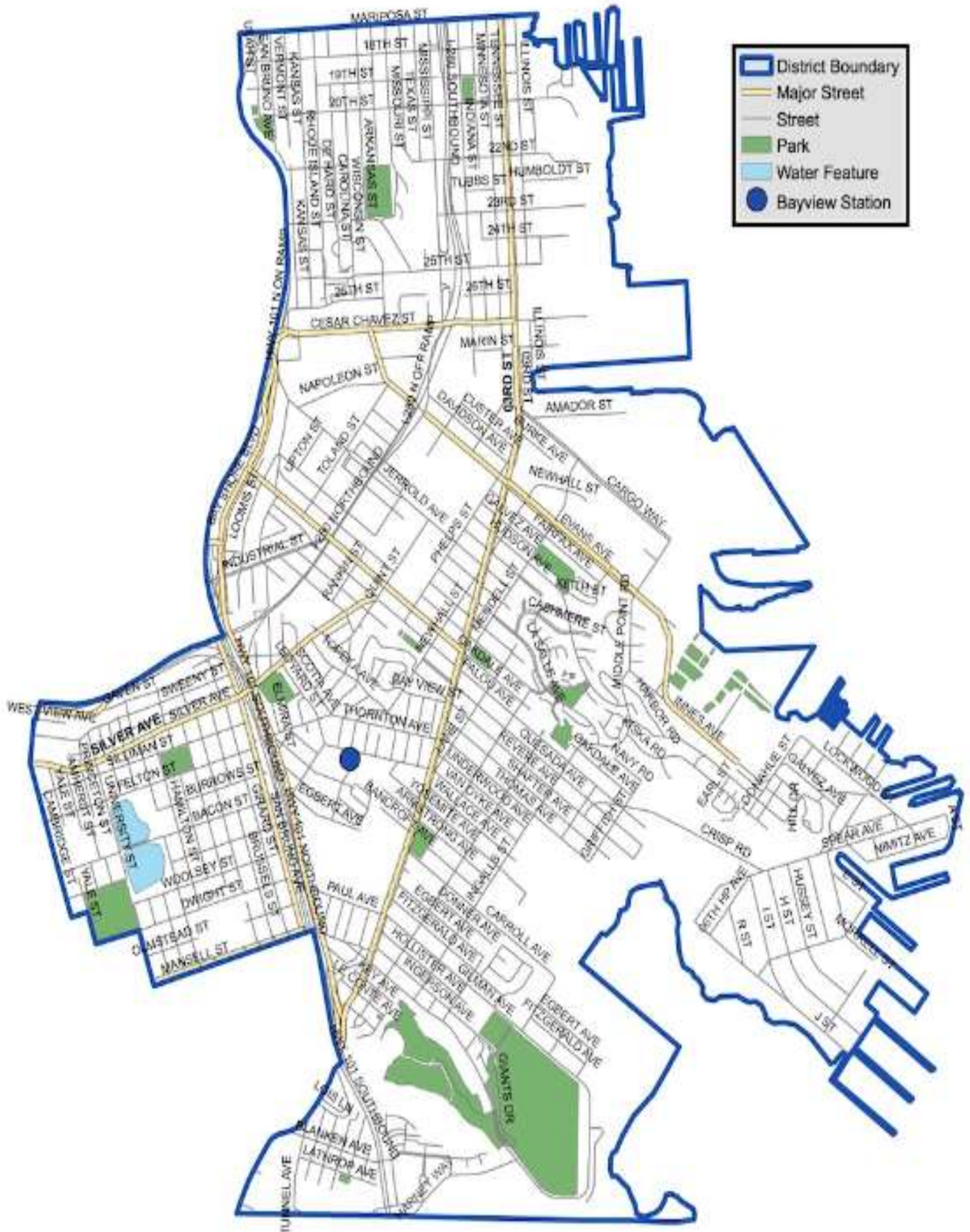


CRIME DATA MAP

ROBBERIES / Attempted ROBBERIES October 16, 2023 – October 22, 2023



DISTRICT MAP



Incidents of Interest

October 16, 2023 – October 22, 2023

Robbery with Force 230743769

October 16th at 4:15pm - San Bruno Avenue / Felton Street

Victim was walking when Suspects 1-2 approached Victim and knocked him to the ground. Victim was punched multiple times in the face by Suspects 1-2. Suspects 1-2 stole items from Victim and fled on foot. Victim refused medical assessment. . No arrest made.

Aggravated Assault 230752033

October 19th at 11:24pm - Augusta Street / Bayshore Blvd

Victim and Suspect got into an argument. Suspect punched Victim once in the chest, then cut Victim's hand with an unknown sharp object. Suspect fled on foot. Victim refused medical assessment. No arrest made.

Aggravated Assault/ Shots Fired 230753229

October 20th at 12:15pm - 3rd Street / Quesada Avenue

Victim was in a vehicle collision involving his vehicle and an vehicle driven by Suspect. Suspect fled after the collision. Victim located Suspect's vehicle and took photos of damage. Suspect pointed a firearm at Victim. Victim fled in vehicle. While fleeing, Victim heard a pop and later discovered his vehicle had been damaged by one (1) bullet. Victim was not injured. No arrest made.

Shots Fired 230754528

October 21st at 1:26am - 900 Block of Gilman Avenue

Officers responded to a ShotSpotter activation. Officers located and seized thirty-eight (38) spent shell casings, and one (1) bullet fragment. Officers discovered two (2) D1 and D2 vehicles damaged by gunfire. No GSW victims, witnesses, or suspect information. No arrest made.

Robbery with Gun 230757174

October 22nd at 2:05pm - 800 Block of Innes Avenue

Victim was making a delivery and parked his vehicle. Suspects 1-3 approached Victim. Suspect 1 pointed a pistol at Victim and demanded items from Victim's vehicle. Suspects 1-3 stole items from Victim. Suspects 1-3 fled on foot. No arrest made.

Monthly Comparison of Crimes

Month of September 2023

ASSAULTS	
Firearm	14
Hands, Fists, Feet, Etc.	3
Knife or Cutting Instrument	4
Other Dangerous Weapon	14

BURGLARIES	
Attempted Forcible Entry	5
Forcible Entry	20
Unlawful Entry - No force	7

ROBBERY	
Firearm	4
Knife or Cutting Instrument	2
Other Dangerous Weapon	9
Strong-arm (No Weapon)	21

Monthly Comparison of Crimes

Month of August 2023

BURGLARIES	
Attempted Forcible Entry	2
Forcible Entry	14
Unlawful Entry - No force	8

ROBBERY	
Firearm	5
Knife or Cutting Instrument	2
Other Dangerous Weapon	1
Strong-arm (No Weapon)	15

ASSAULTS	
Firearm	7
Hands, Fists, Feet, Etc.	4
Knife or Cutting Instrument	2
Other Dangerous Weapon	10

Summaries of Supreme Courts Case Laws

Kansas v. Glover (2020) 140 S.Ct. 1183.

A Kansas deputy sheriff ran a license plate check on a truck and discovered that the registered owner had a revoked driver's license. The deputy assumed the registered owner was driving the vehicle and pulled it over. The registered owner, Glover, was in fact driving and charged with being a habitual offender. Thereafter, Glover moved to suppress the evidence, claiming that the deputy lacked reasonable suspicion to detain him.

The United States Supreme Court held that, "when the officer lacks information negating an inference that the owner is the driver of the vehicle, the stop is reasonable." The Court noted that the Fourth Amendment permits an officer to detain an individual when that officer has a "particularized and objective basis for suspecting the particular person stopped of criminal activity." Officers must be permitted to make commonsense judgements and inferences regarding human behavior. The Court found that prior to pulling the vehicle over, the deputy observed an individual operating the vehicle, he knew the registered owner had a revoked license, and the model of the vehicle matched what he observed. From these facts the deputy drew the commonsense inference that the driver was the registered owner and the Court found that provided more than reasonable suspicion to initiate the traffic stop.

People v. Henderson (2020) 9 Cal.5th 1013

Henderson was convicted of first degree murder with special circumstances, the personal use of a deadly weapon, and sentenced to death which triggered an automatic appeal to the California Supreme Court. Following his arrest, and during a custodial interrogation, Henderson initially waived his Miranda rights. When asked if he was present at the scene of the crime, Henderson stated, "Uhm, there's some things that I, uhm, want uh ..." He was again asked if he was present and Henderson continued, "[want] uh, want to speak to an attorney first, because I, I take responsibility for me, but there's other people that..."

Under established Miranda law, officers must terminate a custodial interrogation of a suspect when that individual invokes their right to counsel or to be silent. That being said, "various cases have held that a suspect's use of equivocal words or phrases does not constitute a clear request for counsel." A suspect must unambiguously assert his right to counsel or to remain silent. Courts objectively look to whether the suspect expressed their desire for counsel with sufficient clarity "that a reasonable police officer in the circumstances would understand the statement to be a request for an attorney." Courts have found the following statements to be equivocal and not an invocation: "maybe I should talk to a lawyer;" "[i]f you can bring me a lawyer;" "I think it'd probably be a good idea for me to get an attorney." In this case the court found that by stat-

Department Press Releases

(Bayview District)



NO NEWS IS GOOD NEWS.

IN THE COMMUNITY

Southeast Community Center

FARMERS MARKET

Enjoy Garden Fresh Goodness!

Every Thursday

June 1, 2023 through November 30, 2023

3PM - 7:30PM

Fresh produce, baked goods and more
Cash, Debit cards, EBT accepted

1550 Evans Ave. San Francisco

Partnered by SECC & Dragonspunk



sfpuc.org/SECC

SAVE THE DATE

SAN FRANCISCO SAFE'S

3RD ANNUAL COMMUNITY

HALLOWEEN

CANDY EXPLOSION!

OCT. 28, 2023

NOW HUNTERS POINT: 155 JENNINGS STREET IN.SF @ 11:00AM - 4:00PM

SAFE



SAFETY
AWARENESS
FOR
EVERYONE

FREE ADMISSION

FOOD | CARNIVAL GAMES | JUMPERS
PUMPKIN PATCH | MUSIC | FACE PAINTING
COSTUME CONTEST | AND SO MUCH MORE!



ALL AGES ARE WELCOME! | BRING THE ENTIRE FAMILY!

PROUDLY
SPONSORED
BY:



FOR MORE INFORMATION CONTACT STARR:
COMMUNITY@SFSAFE.ORG

THE PARK MARKET

AT CRANE COVE

11 AM-5 PM

SUNDAY, AUGUST 6TH
SUMMER MERCANTILE

SATURDAY, SEPTEMBER 2
SECONDHAND SATURDAY

SATURDAY, OCTOBER 28
TRICK OR TREAT MARKET

SUNDAY, NOVEMBER 19
HOLIDAY MERCANTILE

FREE!



SF
Parks
Alliance



FOOD | LIVE MUSIC | CRAFTS | VINTAGE

SANFRANCISCOPARKSALLIANCE.ORG/PARKMARKET

DISTRICT 10 PRIDE'S

fourth annual

Begin@:

**19th St and
Illinois St
Grane Cove Park**

PRIDE

End@:

**2022 Lane St
Gratta wines**

RIDE



**Saturday
October 28, '23**

**meet: 11:00 am
ride: 12:00 pm**

12:30-4pm after party

**MUSIC, food,
costume contest,
cash prizes,
and raffle**



IN THE COMMUNITY

ONLY LOUD x JESSIES SWEETS x SIPNSPILL

4th Annual Presents

HALLOWEEN TAKEOVER

SATURDAY OCTOBER 28TH 2023

**INDIA BASIN SHORELINE PARK
SAN FRANCISCO, CA 94124**

12PM-6PM

VENDORS FEE \$30

DM ASAP TO CONFIRM YOUR SPOT

**FOOD VENDORS • DRINKS • SWEETS
• CLOTHING • MERCH • PRODUCTS • & MUCH
MORE !!**

IN THE COMMUNITY

SOUNDS OF THE STREET

CONCERT SERIES & WORKSHOPS

AT INDIA BASIN SHORELINE PARK

SELECT SATURDAYS, 12-4PM

SEP 30 • JAZZ, BLUES, & SOUL

LADY BIANCA &
STEPHANIE WOODFORD

NOV 4 • R&B, SOUL & SWING

DR. DAVID HARDIMAN & HIS
12-PIECE BIG BAND

**OCT 7 • SCRATCH DJ & DANCE
PARTY**

FELINE FINESSE DANCE CO. &
DJ SHORTKUT

NOV 11 • SINGER/SONGWRITER

AUSTIN DEAN ASHFORD,
BOMANI X, & BISI O.

OCT 21 • SPOKEN WORD

TONGO EISEN-MARTIN PRESENTS
LOCAL POETS

NOV 18 • SPECIAL FINAL SHOW

THE CURTIS FAMILY C-NOTES

IN COLLABORATION WITH



IN THE COMMUNITY



Location: 6301 3rd St., San Francisco, CA 94124

Hours: 9 a.m. to 5 p.m., Monday through Friday (Closed from 12:30 to 1:30 p.m. for lunch)

The Bayview Clinic offers Family Medicine, Dental Care, Pediatrics, Mental Health Services and more.

We accept Medi-Cal, Medi-Cal Dental and some private insurance plans. A sliding fee scale based on income is also available.

Meet Our Team!



Anita Juvvadi, MD
Chief Medical Officer
and Pediatrician



Charlyne Mason-Dozier, DDS
Chief Dental Officer



Alma C. Sanchez, MD, MPH
Family Physician



Brian Kuennemeier, PsyD
Clinical Psychologist



Learn more by visiting us online at:
marincityclinic.org/bayview-hunters-point

IN THE COMMUNITY



JOIN THE SFPD

ENTRY LEVEL POLICE OFFICER

\$109,928 - \$164,164*

Incentives

- 6.25% Night shift differential pay
 - 5% Speciality pay for Bomb Squad, K9, SWAT
 - Longevity pay after 5 years of service
 - Bilingual pay (various languages)
 - Paid Vacation and sick leave
 - Annual sick leave buyout
 - 80 hours of discretionary time annually
 - Up to 120 hours of holiday pay at holiday rate
 - 3 hours minimum court pay at overtime rate
 - Countless overtime opportunities (Warriors games, Giants games, concerts, events, etc.)
 - Uniform pay and equipment provided
 - Education compensation
 - Excellent medical, dental, and vision benefits for officers and dependents
 - Over 80 specialized units (Marine Unit, SWAT, Horses, K-9, Bomb Squad, CSI, Community Engagement, Hondas, Motorcycles, Homeland Security, Hostage Negotiations, etc.)
 - Spectacular waterfront views
 - Work in an internationally known city
- *Top step officer salary at time of projected eligibility*

WE ARE HIRING

Be Part of San Francisco's Finest!

San Francisco is a world-class police force. From Fisherman's Wharf to Golden Gate Park and from Nob Hill to the Tenderloin, whether we're on foot patrol, horseback, or in squad cars, investigating felonies, responding to emergencies, or leading classes on public safety, we're working to help keep our community safe.

For more info about Benefits, Specialty Pay, and Incentive Pay, or how to join, please visit



JoinSFPD.com

#BeTheChange

JoinSFPD@SFGov.org | 415.837.7270

@SFPD
@JoinSFPD
@SFPDRecruitment

IN THE COMMUNITY

SAN FRANCISCO POLICE DEPARTMENT

Chief's LGBTQ+ Community Advisory Forum



The LGBTQ+ Forum is comprised of a broad diversity of LGBTQ+ members from around the city who meet regularly to discuss community needs and concerns, and to help influence SFPD procedure and policy.

Participation in the Forum is open to anyone within the LGBTQ+ community who lives, works, or attends school in San Francisco.

CONTACT US FOR MORE INFORMATION

LGBTQ.Forum@sfgov.org

"Working together to create a safer and stronger community for all"

SFPD PARTNERS – SFPAL



San Francisco Police
Activities League



LAW ENFORCEMENT CADETS

- Gain leadership and career skills
- Character development
- Community Service
- Internship at SFPD stations/Bureaus

4-Week summer training

Minimum qualifications:

- 14 - 20 years old
- Reside or attend school in San Francisco
- Enrolled in high school/college
- Have and maintain a 2.0 GPA
- Pass SFPD criminal history background check

Would you like to learn more about the
program or SFPAL?

Please visit our website @sfpal.org or contact
our office (415) 401-4666



SFPD PARTNERS – SFPAL

San Francisco Police Activities League



We offer the following programs to SF youth:

- Fishing
- Flag Football
- SFPAL 49ers Football & Cheer
- Jiu-jitsu
- CrossFit
- Law Enforcement Cadets
- Virtual Chess
- Virtual Art

Building Community through Youth Sports and Healthy Activities



For More information or registration visit our website @ sfpal.org



SFPAL
PO Box 31114
San Francisco, CA 94131

SFPD PARTNERS – A.L.E.R.T.

SAN FRANCISCO POLICE DEPARTMENT

AUXILIARY LAW ENFORCEMENT RESPONSE TEAM



A.L.E.R.T. VOLUNTEERS



Are you someone who is interested in disaster preparedness and want to help out your community while working hand in hand with Law Enforcement? If so, then the SFPD Volunteer Program, ALERT, is for you!

The San Francisco Police Department's Volunteer Program, ALERT, is a volunteer citizen disaster preparedness and community engagement program. The ALERT program trains members of the public to assist Law Enforcement in essential tasks after a major disaster, and in other identified non-disaster activities. Such tasks may include; traffic control, working with other city agencies and community outreach. Volunteers must be 16 years of age, live, work or attend school in San Francisco.

How to Become an ALERT Volunteer

- ✓ Contact ALERT Program Coordinator to express your interest at: sfpdalert@sfgov.org or call 415-558-5545
- ✓ Pass the DOJ/FBI Background clearance (required every 4 years while you remain an active ALERT Member)
- ✓ Sign up and complete a two day "new member" training and one day Filed Training



SFPD PARTNERS – N.E.R.T.

SFPD NERT



SAN FRANCISCO NEIGHBORHOOD EMERGENCY RESPONSE TEAM

The San Francisco Neighborhood Emergency Response Team (NERT) is free training from the San Francisco Fire Department in how to help yourself and your neighbors prepare for and respond to a disaster by working together. The 20-hour training includes personal preparedness, light search and rescue, disaster medicine, shutting off your utilities, and how to participate as a member of a neighborhood response team. NERT also offers continuing training for graduates, and activities that support building robust neighborhood teams.

For more information, visit the NERT website at

<http://sf-fire.org/NEIGHBORHOOD-EMERGENCY-RESPONSE-TEAM-NERT>

or contact Captain Erica Arteseros at 415-970-2022 or sffdnert@sfgov.org.

Community Feedback

The SFPD wants to hear from YOU

We are committed to excellence in law enforcement and are dedicated to the people, traditions and diversity of our City. Our mission is to provide service with understanding, response with compassion, performance with integrity and law enforcement with vision.

We welcome your comments. Let us know how we're doing, what we could be doing better and your thoughts on how your police department can work more closely with the community we proudly serve.

Visit us at [sanfranciscopolice.org/feedback](https://www.sanfranciscopolice.org/feedback).

Your feedback will help SFPD better serve our City. Comments will be reviewed by our Community Engagement Unit and forwarded to the relevant unit, department office or neighborhood station for review and follow up, if appropriate.

<https://www.sanfranciscopolice.org/community/community-surveys>



Everyone appreciates a compliment!
There are several ways you can offer a compliment to our officers and civilian workers for a job well done. Please visit:

<http://sanfranciscopolice.org/police-commendation-complaint>

Help SFPD solve homicide cold cases

<https://www.sanfranciscopolice.org/stay-safe/ongoing-investigations/homicides-and-cold-cases>

Other SFPD tip line

[Narcotics Tip Line | San Francisco Police Department](#)

Narcotics Tip Line 1-800-272-2548



Community Feedback

Community Surveys

The San Francisco Police Department is committed to excellence in law enforcement and is dedicated to the people, traditions and diversity of our City. Our mission is to provide service with understanding, response with compassion, performance with integrity and law enforcement with vision.

As part of our ongoing outreach to engage with the community and measure our success, the Department has created a community survey link to obtain valuable community feedback for our community events and programs, which will assist the Department in the development of our strategies to meet the needs of the community. If you have recently attended or participated in an event or program hosted by the Department (such as Coffee with a Cop, National Night Out, ALERT program, Youth Summer program, Community Academy or Town Hall Meeting), and have feedback regarding the event or program you attended, please take some time to fill out our community survey.

The Department has also developed a Foot Beat/Bike Patrol survey to gather valuable community feedback on the effectiveness of the Foot Beat/Bicycle Patrol, as it relates to community policing and crime strategies and an Implicit Bias survey to measure progress in the Department's commitment to impartial policing and procedural justice. Please take the time to fill out the Foot Beat/Bicycle and Implicit Bias surveys. If you have already filled out a survey, thank you! Your response will help SFPD better serve our City and continue to support our community through Safety with Respect.

Community Events Survey

If you recently attended or participated in an event or program hosted by the Department such as Coffee with a Cop, National Night Out, or ALERT program, please take some time to fill out our community events survey.

Foot & Bike Patrol Survey

If you interacted with foot beat or bike patrol officers, please take some time to fill out our foot and bike patrol survey. Your response will help SFPD determine community policing and crime strategies.

Implicit Bias Survey

If you recently interacted with our officers, please take some time to fill out our implicit bias survey which will measure progress in the Department's commitment to impartial policing and procedural justice.

[TAKE OUR COMMUNITY EVENTS SURVEY](#)

[TAKE OUR FOOT & BIKE PATROL SURVEY](#)

[TAKE OUR IMPLICIT BIAS SURVEY](#)

Community Police Advisory Board

October 2023

Community Police Advisory Board (CPAB) “CPABs” are community-oriented police advisory boards for each police district.

Each CPAB, led by the District Captain for that police district, is comprised of approximately 10 to 15 committed volunteer community members and a representative from the Community Engagement Division of the SFPD. District Captains may choose more members if they wish to accomplish specific tasks. Each district’s Board members live and/or work in the communities within that district, where a community may be either a neighborhood with specific needs or a specific demographic. Each member thus represents the diversity of their community. In addition to the district CPABs, there will also be a City-wide CPAB Steering Committee facilitated by SF Safety Awareness For Everyone (SAFE). Two representatives from each Community Police Advisory Board shall be selected to participate in this Committee, with the purpose of sharing information across districts.

Bayview’s CPAB meeting members provided Captain Maron their perspective on relevant priority issues in the community.

Department Vision and Values



Bias-Free Policing

Everyone deserves to be treated fairly.

SFPD officers undergo Implicit Bias & Procedural Justice training. Our goal is ensure fair, impartial community policing.

We're dedicated to providing *Safety With Respect for All.*



Learn about our ongoing efforts to eliminate bias and increase accountability at [sanfranciscopolice.org/bias-free](https://www.sanfranciscopolice.org/bias-free).

A guiding principle of the San Francisco Police Department is its commitment to treating all people with dignity, fairness, and respect. It is crucial for our members to carry out their duties in a manner free from bias and eliminate any perception of policing that appears biased. Biased policing is unsafe, unjust, and ineffective. It also alienates the public, fosters distrust of police, and undermines legitimate law enforcement efforts.

The SFPD is dedicated to ensuring our officers and professional staff provide unbiased, quality service to the diverse communities we work for.

Our goal is to provide fair and positive interactions between San Francisco officers and the people we are proud to serve.

<https://www.sanfranciscopolice.org/your-sfpd/policies/bias-free-policing>



無偏見警務

每個人都應該得到公平的對待。

SFPD 官員接受不偏不倚的程序及正義培訓。我們的目標是確保公平公正的警務。

我們致力提供所有安全及尊重。



想了解更多地消除偏見並增加問責制，請上網到我們的網站 [sanfranciscopolice.org/bias-free](https://www.sanfranciscopolice.org/bias-free)。



Policía sin Sesgos

Todos merecemos ser tratados con justicia.

Los oficiales de SFPD se someten a entrenamiento de imparcialidad y justicia procesal. Nuestro objetivo es garantizar policía comunitaria justa y imparcial.

Estamos dedicados a brindar seguridad con respeto para todos.



Conozca nuestros esfuerzos para eliminar el sesgo y elevar la responsabilidad en: [sanfranciscopolice.org/bias-free](https://www.sanfranciscopolice.org/bias-free).

Department Vision and Values



San Francisco Police Chief Greg Suhr today launched a “Not On My Watch” (NOMW) campaign aimed at rooting out potential bigotry and intolerance among San Francisco police officers by promoting diversity in recruitment, bias training, community involvement and a first-of-its-kind pledge that department officers have been making.

The campaign includes a website, www.NotOnMyWatchSFPD.org, to help demonstrate how the department is working proactively to reduce bias among officers and in the community with a range of programs and initiatives. In launching the campaign, SFPD released a video of community members and police officers discussing the importance of the Not On My Watch pledge, which is just one of several NOMW initiatives.

San Francisco police officers are voluntarily taking the Not On My Watch pledge. The Not On My Watch pledge states: I, [Full Name], pledge to serve the people of San Francisco faithfully and honestly without prejudice.

I will not tolerate hate or bigotry in our community or from my fellow officers.
 I will confront intolerance and report any such conduct without question or pause.
 I will maintain the integrity of the San Francisco Police Department and safeguard the trust of the people of San Francisco.
 I will treat members of the community as I would hope to be treated myself.
 I will pursue justice with compassion and respect the dignity of others.
 For those who would suggest there is any place for the stain of intolerance, I pledge, Not on My Watch.

[SFPD Chief Greg Suhr discusses Not On My Watch campaign](#) from [San Francisco Police](#) on [Vimeo](#).

“We are about more than just policing,” said Chief Suhr. “We are working every day to reflect the diverse and multi-faceted communities we are privileged to serve. The stain of intolerance is not acceptable in San Francisco. I call on police departments across the country to join us in taking this stand and commit to the Not On My Watch pledge.”

SFPD has undertaken several additional initiatives to combat discrimination within the department. All San Francisco Police Academy recruits are now required to participate in implicit-bias training, and all officers will receive implicit-bias training and procedural justice training by the end of the year. Chief Suhr has established an African American Community Advisory Forum to open and enhance channels of communication and improve the department’s practices. SFPD is also aggressively recruiting police officers from a variety of cultural backgrounds to ensure that the department is a diverse organization that reflects the city’s demographic makeup. “The Police Department must look like San Francisco,” said Chief Suhr.

For more information on the Not on My Watch initiative, please visit www.NotOnMyWatchSFPD.org.

Contact Numbers and Email s

EMERGENCY	911
Non-Emergency	415-553-0123
Cell Phone 911 (MUST know your location)	415-553-8090
Anonymous Tip-Line	415-575-4444
Text a Tip	847411 (Tip 411)
Bayview Station	415-671-2300 sfpdbayviewstation@sfgov.org
Bayview Website	<u>SFPD Bayview Station Website</u>
Captain David Maron	415-671-2300 david.s.maron@sfgov.org
Bayview Events	415-671-2313 Officer Ramirez BayviewStation.PermitOfficer@sfgov.org
Bayview Permits / Code Enforcement	415-671-2313 Officer Ramirez BayviewStation.PermitOfficer@sfgov.org
SF Homeless Outreach: HSOC	311 / www.sf311.org
Graffiti Abatement	415-850-6951
SF Services Center	311 / www.sf311.org
Department of Parking & Traffic	415-553-1943
Department Public Works	311
SF SAFE	415-416-6435
Deputy District Attorney	628-652-4100
Deputy City Attorney	415-554-4700
D9 Supervisor Hilary Ronen	415-554-5144
D10 Supervisor Shamann Walton	415-554-7670