



Taraval Station Newsletter

September 15, 2023



Inside this issue:

- 1 - Newsletter
- 2 - Notable Incidents
- 5 - Photos From Irving St. Night Market
- 6 - Store Front Vandalism Relief Grant
- 7 - Public Works Graffiti Removal
- 8 - Chief's LGBTQ+ Community Advisory Forum
- 9 - Park Smart
- 10 - Self Help for the Elderly's Senior Escort Service
- 11 - September Crime Data Comparison from 2022 to 2023
- 12 - Crime Map (Sep 01, 2023 - Sep 15, 2023)
- 15 - Crime Prevention Tips for Burglary / Robbery
- 17 - SF Safe Personal Safety
- 19 - Crime Definitions
- 20 - Preventing Garage Door Break Ins
- 22 - Package Theft Prevention Guide
- 23 - Domestic Violence and Elder Abuse Referral
- 24 - SF Safe Camera Program / Register your Camera with the District Attorney's Office
- 25 - SFDA's Office - Victim Service Division
- 26 - Police Commission Disciplinary Actions Report & SFPD Published Reports
- 27 - Bias-Free Policing / Not on My Watch Campaign
- 28 - Department General Order on Citizen Complaints, Bias-Free Policy and Juvenile "Know Your Rights"
- 29 - How to Make a Commendation or Complaint /
- 30 - Requesting Police Report Copy
- 31 - Community Boards
- 32 - Definition of Suspicious Activity & Community Policing
- 33 - What To Do During an Emergency
- 35 - Make the Right Call SF
- 36 - Community Surveys
- 37 - Taraval Station Phone List



Hello Community Members and Merchants,

It was great seeing so many people attend the Irving St. Night Market. It was amazing to see the restaurants on Irving St. with so many people waiting for tables with lines out the door. We hope to see many more of these events around the Taraval District.

Captain Hoo had his first CPAB (Community Police Advisory Board) meeting. The CPAB is composed of volunteers who live and/or work in the Taraval District. A CPAB member's role is to advise the Captain about public safety, crime and quality of life issues that affect their community. CPABs meet on a monthly basis with the Captain. If anyone is interested in becoming a CPAB member, please email Officer Lew at benny.lew@sfgov.org.

Taraval officers made a few great arrests. In one of the incidents, our plain clothes team saw two suspects who broke into a laundromat trying to steal the coins from the coin box. One of the suspects attempted to flee from the officers, but he was detained. The officers also recovered a stolen gun. The two suspects were arrested. - Case# 230659097. Our plain clothes officers were in the area when they observed a suspect kicking at a merchant's glass window and glass door. The suspect shattered the glass and started walking away. Officers arrested the suspect. – Case# 230661951

Our upcoming plan of action is working with The Healthy Streets Operation Center (HSOC) on the RVs that are parked in the area, traffic enforcement, and addressing crimes and quality of life issues on West Portal.

Reminder to join us this Thursday 9/21 for our Community Meeting at 6pm. Taraval Station Community Room

- Taraval Station



Captain Brien Hoo
Commanding Officer
Taraval Station



Next Community Meeting:

A/Captain Raymond Cruz
- Thursday, September 21, 2023
6:00 PM
In Person @ Taraval Station
Community Room

Thank you for subscribing to our Newsletter.
Please follow us on:
Twitter:
[@SFPDTaraval](https://twitter.com/SFPDTaraval)
Website: <http://>



Notable Arrest for August 2023

Daily Crime Report :: Fri – September 01, 2023

Burglary – Case# 230624476

9:12 am

100 Stonecrest Dr

The reportee, a contractor, stated that they had arrived to work on a building under construction when they discovered the suspect inside. Responding officers located the suspect and after further investigation, the suspect was arrested.

Daily Crime Report :: Sat – September 02, 2023

Warrant Arrest – Case# 230628252

4:31 pm

700 Dorado Ter

Officers responded to an unrelated incident and located an air BB gun during the investigation. A computer check revealed an arrest warrant. The suspect was arrested.

Daily Crime Report :: Mon – September 04, 2023

Theft – Case# 230632930

4:38 pm

Grafton Ave & Granada Ave

The victim stated that they were trying to answer a phone call while on a MUNI when three juvenile suspects snatched the victim's cell phone. Responding officers investigated the incident and cited one of the suspects.

Daily Crime Report :: Thu – September 07, 2023

Trespassing – Case# 230641248

4:31 pm

3200 20th Ave

Officers responded to a report of a suspect who was refusing to leave Stonestown property after being requested by Security. Responding officers arrived at the location and instructed the suspect to leave the property, which the suspect also refused. The suspect was arrested and cited.

Burglary – Resisting Arrest – Case# 230639986

9:22 am

1800 29th Ave

Officers responded to a report of a burglary in progress. Responding officers arrived on scene and located the suspect, who was holding on to the victim's property. The officers identified themselves and detained the suspect, despite the suspect immediately refusing the officers' lawful commands and attempting to flee from them. After further investigation, the suspect was arrested.

Daily Crime Report :: Fri – September 08, 2023

Robbery – Case# 230645024

8:22 pm

1200 10th Ave

The victims stated that they had been walking when they passed four suspects lighting fireworks. The suspects then started following the victims and one of the suspects then took the victim's backpack and pushed the victim in the eye. Responding officers detained two suspects, an adult and a juvenile. After further investigation, the adult suspect was arrested and the juvenile suspect was sent to the Juvenile Justice Center.



Battery – Case# 230645256

11:05 pm

00 Acevedo Ave

The victim stated that they had stepped out of their building to confront three motorcyclists that had been revving their engines outside the victim's house. The suspect responded by hitting the victim's face with their face before all three motorcyclists rode away. SF State Police detained the motorcycles and further investigation, the suspect was cited.

Assault – Case# 230642951

8:41 am

400 Vidal Dr

The victims, maintenance workers, reported that they had been working and driving a forklift when the suspect approached and started hitting the forklift and causing damage to the vehicle. The suspect then attempted to hit the victims. Responding officers located the suspect and after further investigation, the suspect was arrested.

Daily Crime Report :: Sun – September 10, 2023

Graffiti – Case# 230647810

12:55 am

1300 9th Ave

Officers responded to a report of an incident of graffiti. Officers arrived and detained two suspects, one with paint splatter on their hands, matching the description given by dispatch. The witness confirmed the suspects detained were the ones that were observed painting the graffiti. One adult suspect was arrested and one juvenile suspect was cited.

Daily Crime Report :: Tue – September 12, 2023

Traffic Violation – No Driver's License – Case# 230655233

9:38 pm

19th Ave & Vicente St

Officers were on patrol and observed a vehicle entering an intersection despite a red light. The officers conducted a traffic stop and a computer check revealed that the driver did not have a driver's license. The driver was cited.

Daily Crime Report :: Thu – September 14, 2023

Burglary – Case# 230659097

3:52 am

1000 Irving St

Taraval Station Street Crime Unit observed two suspects inside a laundromat cutting open a change machine. The officers detained the suspects, despite one suspect attempting to immediately flee from the officers. A search of the suspects' vehicle located a loaded firearm that had been stolen. Both suspects were arrested.

Trespassing – Case# 230660975

2:37 pm

3100 20th Ave

Officers responded to a report of a known suspect, that had been advised for trespassing and escorted off the property yesterday, was back at the location. Responding officers located the suspect, who continued to be belligerent and verbally threatening, and cited the suspect.



Traffic Violation – Case# 230661597

11:05 pm

19th Ave & Winston Dr

Officers were on patrol and observed a vehicle that was traveling suspiciously slowly and conducted a computer check which revealed that the vehicle's registration had been expired since 2021. The officers then conducted a traffic stop and a computer check revealed that the driver's license had been suspended. The driver was cited.

Daily Crime Report :: Fri – September 15, 2023

Vandalism – Case# 230661951

5:43 am

1800 Irving St

Plain clothes officers were on patrol in the area and observed the suspect pouring a cup of coffee onto a commercial building's wall before kicking the building's window until it shattered. The suspect then attempted to walk away from the building but was later arrested.

Brandishing a Weapon – Case# 230664563

10:51 pm

200 Lee Ave

Officers arrived on scene and detained the parties involved. Party One stated that Party Two had brandished a firearm and punched Party Two. Party Two stated that they had been punched by Party One and responded by brandishing the firearm. After further investigation, both parties were cited.

Brandishing a Weapon – Resisting Arrest – Case# 230664228

7:02 pm

2300 18th Ave

The victim stated that they had asked the suspect, who was taking up two spaces, to move. The suspect became angry and yelled at the victim. The victim returned to their vehicle and called the police but the suspect followed and brandished a knife at the victim. Responding officers arrived at the location and the suspect attempted to leave the area. The officers detained the suspect and after further investigation, the suspect was arrested.

To see what is going on daily go to <https://www.taraval.org> then click on the “Daily Crime Reports”.

Note: Not all reports are posted



TARAVAL STATION



Irving St. Night Market





OFFICE OF ECONOMIC AND WORKFORCE DEVELOPMENT

STOREFRONT VANDALISM RELIEF GRANT



Get a grant of up to \$2,000 for vandalism related costs. Make sure you gather all required information and documents before you apply. Check out our website for more information.

Check if your business is eligible

- Have a storefront
- Have less than \$8M in gross revenue
- Have been damaged in the last 12 months
- Provide proof of damage

<https://oewd.org/storefront-vandalism-relief-grant>



DiJaida Durden, Deputy Director | Operations

dijaida.durden@sfdpw.org | T. 415.695.2003 | 2323 Cesar Chavez St. San Francisco, CA 94124

PROPERTY ENTRY AUTHORIZATION FOR GRAFFITI ABATEMENT

Please complete this form to authorize that SF PW Graffiti Unit, Contractor, volunteers with the Department of Public Works' Graffiti Watch anti-graffiti program, may remove graffiti on your property.

I certify that I am the owner or the owner's authorized agent of the property described below, and that this property contains unauthorized graffiti:

_____ (Address of Property) (Graffiti location on property)

I hereby authorize **SF Public Works and associate** to enter upon my property described above for the purpose of performing graffiti removal.

I understand that **SF Public Works and the City and County of San Francisco** will not be liable for any property damage or injuries resulting from entry upon and use of the property. By signing this authorization, I agree to waive any claim for property damage or for any bodily injury that I have or may have against **SF Public Works and the City and County of San Francisco** and/or the City and County of San Francisco, resulting from the activities undertaken by the volunteer pursuant to this authorization. In addition, I agree to indemnify, hold harmless and defend **SF Public Works and the City and County of San Francisco** and/or the City and County of San Francisco, and all of its officers, agents, and employees from and against any and all liabilities, damages, judgments, actions, costs, claims and expenses on account of personal injury or death or damage to or loss of property arising out of or resulting from any act or omission, negligence, fault, or violation of law or ordinance, including, but not limited to, any claim or cause of action arising under either the California Art Preservation Act (California Civil Code Sections 987 et seq.) or the Federal Visual Artists Rights Act of 1990 (17 U.S.C. §§101 et seq.), arising as a result of actions taken on the property by pursuant to this authorization.

PRINT NAME: _____ Circle One: Owner Agent

Signature: _____

Date: _____

Daytime telephone: _____

E-mail: _____

This form is to be completed by the property owner or authorized agent and returned to the Deputy Director for Operations, Attn. DiJaida Durden, 2323 Cesar Chavez Street, San Francisco, CA 94124 or fax to (415) 695-2175. For further info call (415) 695-2111.



SAN FRANCISCO POLICE DEPARTMENT

Chief's LGBTQ+ Community Advisory Forum



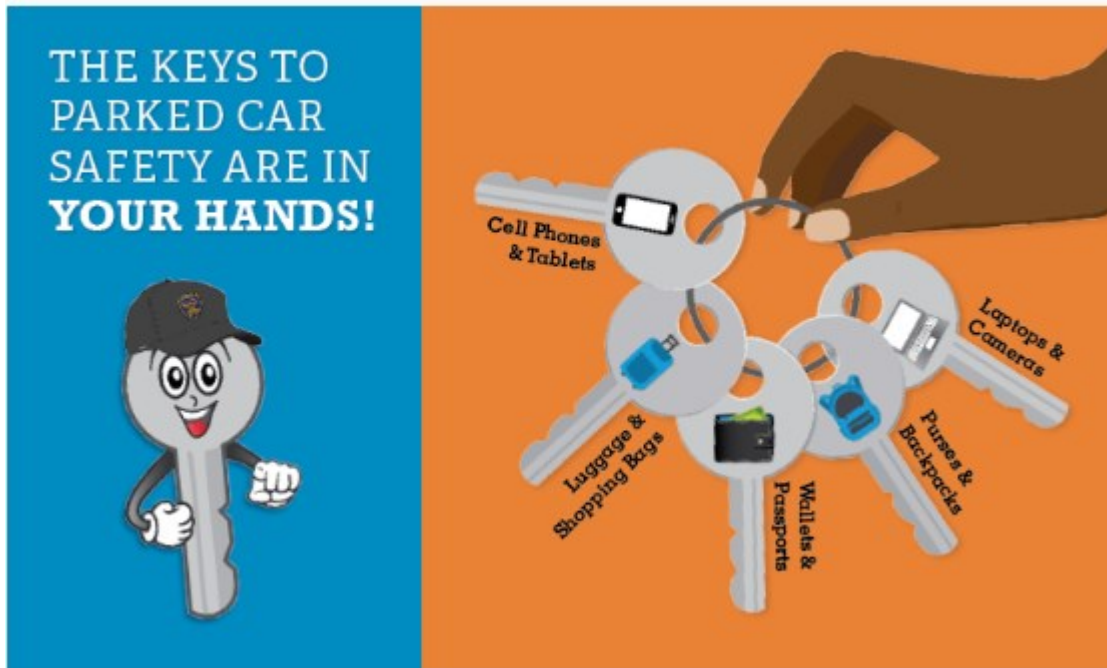
The LGBTQ+ Forum is comprised of a broad diversity of LGBTQ+ members from around the city who meet regularly to discuss community needs and concerns, and to help influence SFPD procedure and policy.

Participation in the Forum is open to anyone within the LGBTQ+ community who lives, works, or attends school in San Francisco.

CONTACT US FOR MORE INFORMATION

LGBTQ.Forum@sfgov.org

"Working together to create a safer and stronger community for all"



Park Smart

With auto break-ins a persistent issue in San Francisco, it's important that residents and visitors keep their belongings safe when parking throughout the city. Here's a rundown of easy-to-follow "Park Smart" tips and safe habits to adopt that should prove useful.

If you love it, don't leave it. Don't tempt a thief by leaving valuables in your parked car such as cell phones and tablets; luggage and shopping bags; wallets and passports; purses and backpacks; and laptops and cameras.

Turn off the ignition. Never leave your car running unattended.

Keep your vehicle and tires in good condition. This helps prevent breakdowns which could strand you in a dark or unfamiliar place.

Lock your doors when you get in your car.

If you see something, say something. If you see a motorist in distress, call 9-1-1 versus stopping to help.

Clear your trunk and take your valuables with you every time you leave your car.

If you are being followed, drive to the nearest police or fire station; a populated area is a good default



Self-Help for the Elderly's Senior Escort Services 安老自助處長者護伴服務



This program is to provide escort services for AAPI seniors to activities to ensure safety on the streets in San Francisco. **Activities include visits to:**

- Medical appointments
- Banks
- Vaccination sites
- Pop up testing sites
- Senior centers
- Grocery shopping
- Laundromat

該計劃為亞太裔長者提供護伴服務，以確保在三藩市的亞太裔長者出行時的安全。
出行活動包括:

- 醫務所
- 銀行
- 疫苗接種地點
- 臨時測試新型冠狀病毒地點
- 長者活動中心
- 雜貨店
- 洗衣店

This program serving the community is funded by the City of San Francisco's Department of Disability and Aging Services. 該為社區服務的計劃是由三藩市殘障人士及長者服務部資助。

Inquiries and requests, please contact 查詢請致電:

安老自助處 - 社會服務部 415-533-4714	三藩市殘障人士及長者服務部 415-355-6700
---	---



www.selfhelpelderly.org
601 Jackson Street, Basement, San Francisco, CA 94133

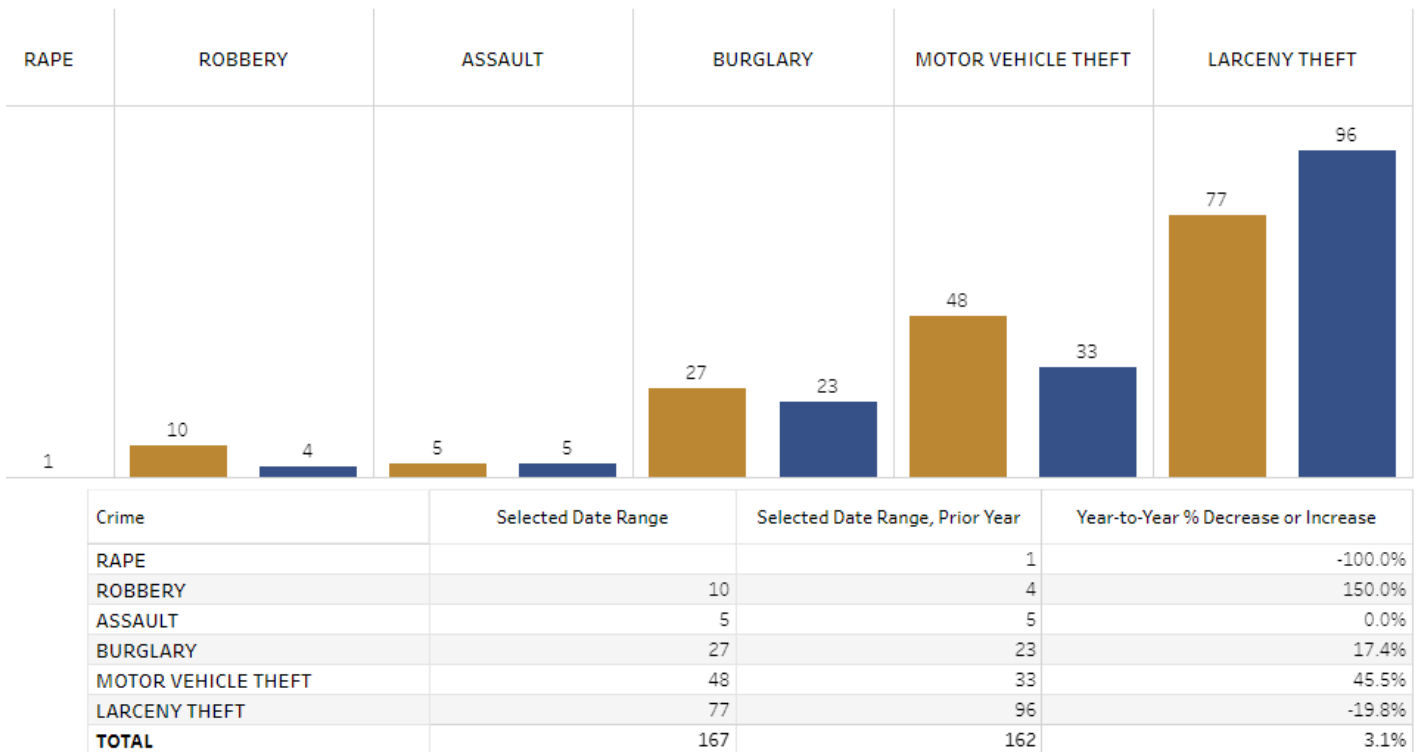




TARAVAL STATION



Taraval
9/1/2023 - 9/15/2023



Crime Dashboard 9/20/23

Info from <https://www.sanfranciscopolice.org/>

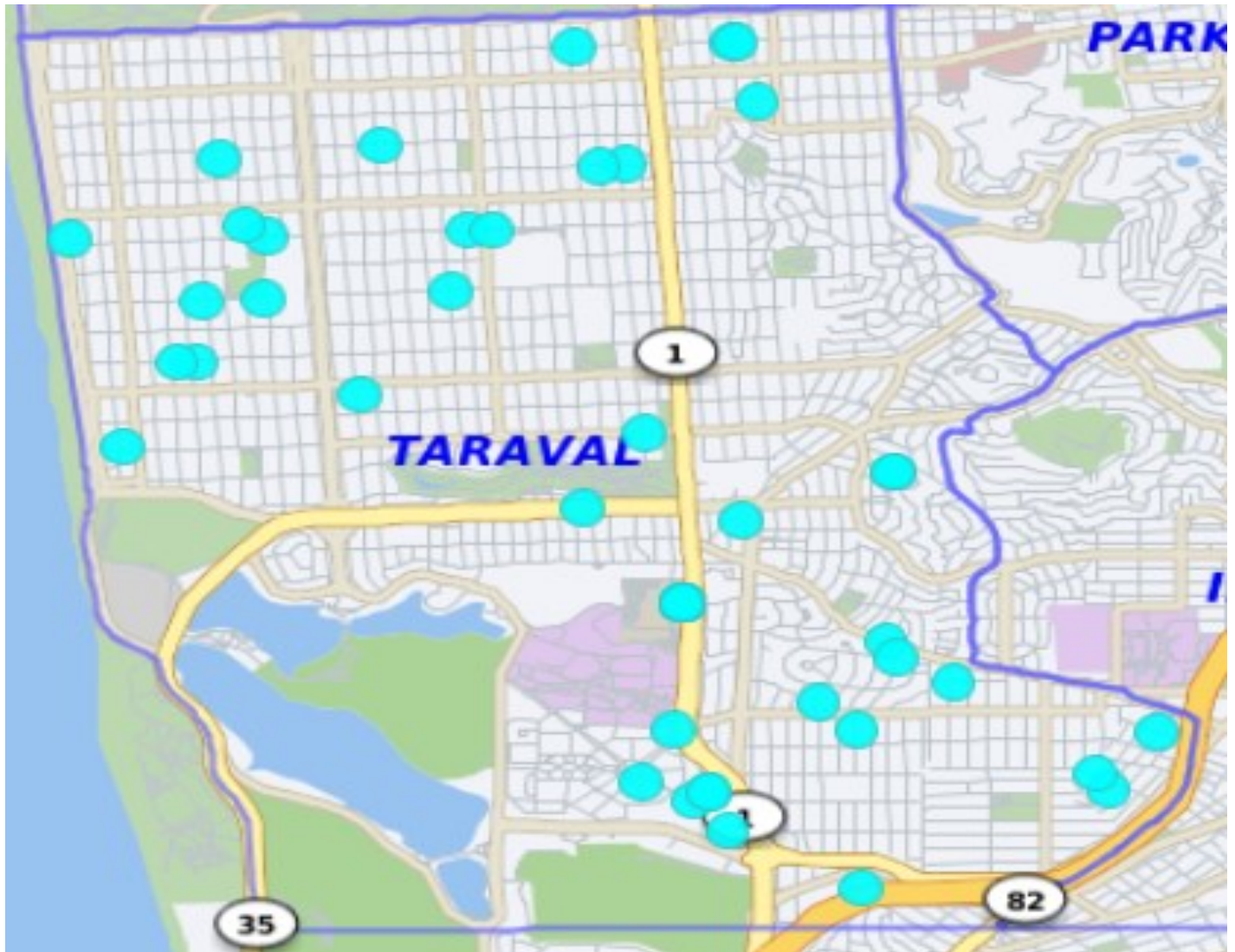


TARAVAL STATION



Auto Burglaries 09/01/23 – 09/15/23

Auto Burglaries	54
-----------------	----



If the dots does not add up to the number, there may be multiple incidents with the same address.

*Note: The map accurately reflects the information available at the time of preparation. Numbers may or may not change as more information becomes available. *Production date 09/20/23 - 0700 hrs*

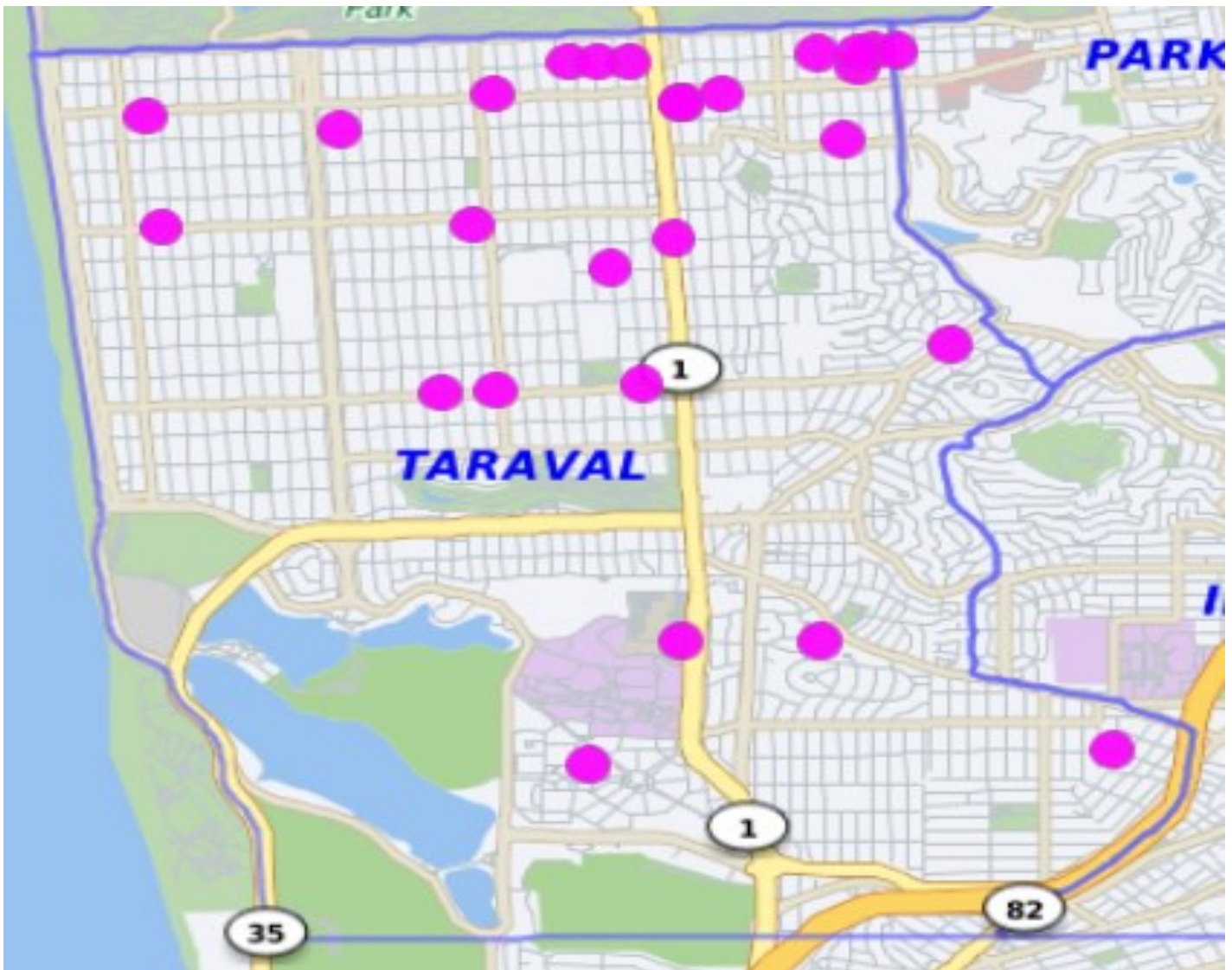


TARAVAL STATION



Commercial and Residential Burglaries 09/01/23 – 09/15/23

BURGLARY	Attempted Forcible Entry	4
	Forcible Entry	17
	Unlawful Entry - No force	6
		27



If the dots does not add up to the number, there may be multiple incidents with the same address.

*Note: The map accurately reflects the information available at the time of preparation. Numbers may or may not change as more information becomes available. *Production date 09/20/23 - 0700 hrs*

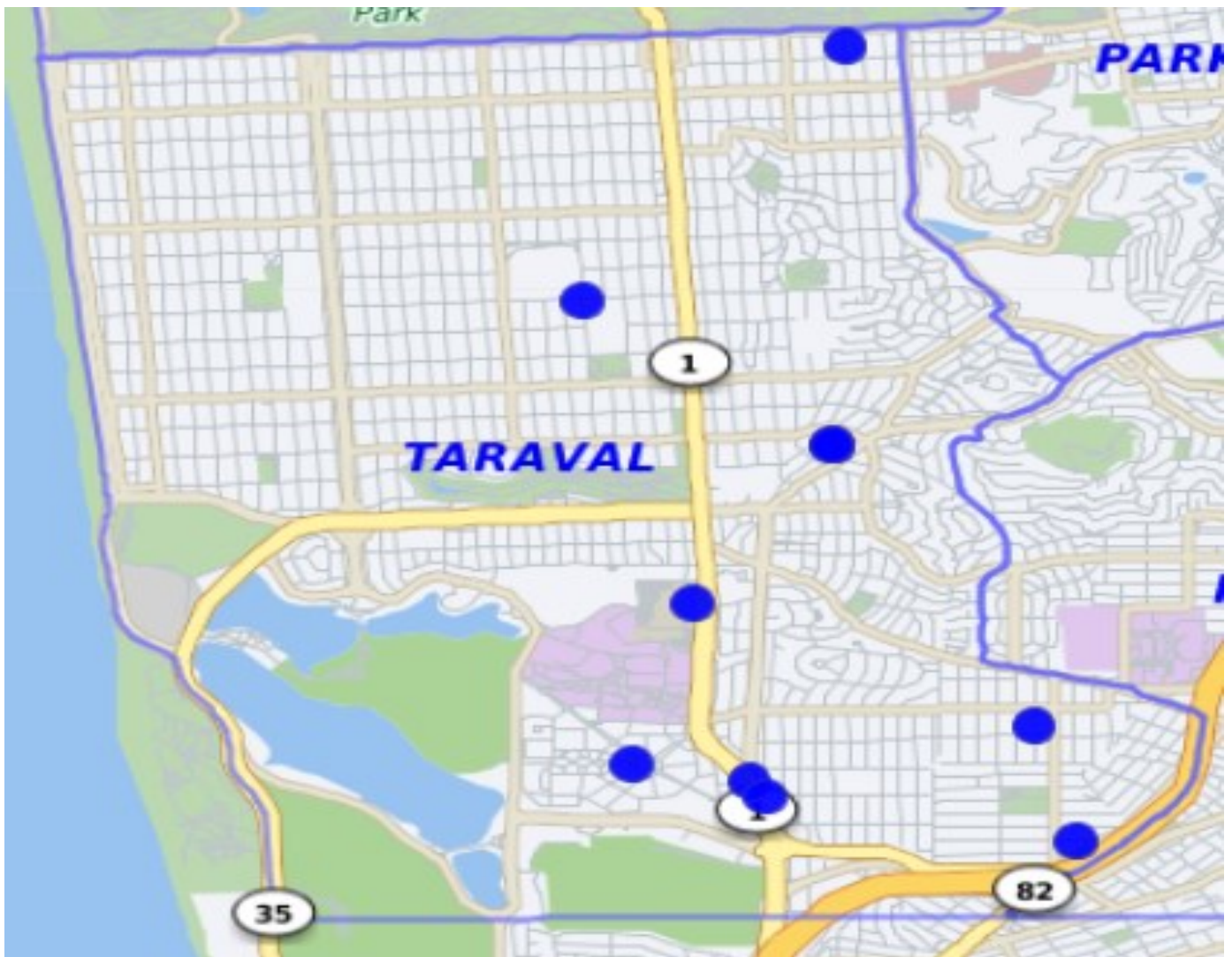


TARAVAL STATION



Robbery 09/01/23 – 09/15/23

ROBBERY	Firearm	4
	Knife or Cutting Instrument	0
	Other Dangerous Weapon	0
	Strongarm (no weapon)	6
		10



If the dots does not add up to the number, there may be multiple incidents with the same address.

*Note: The map accurately reflects the information available at the time of preparation. Numbers may or may not change as more information becomes available. *Production date 009/20/23 - 0700 hrs*



CRIME PREVENTION TIPS FOR BURGLARY



Emergency
Phone 9-1-1

Non-Emergency
Phone 415-553-0123

City Service Center
Phone 3-1-1

- Never leave your home doors unlocked or open. Use dead bolt locks, they are a great deterrent to burglars.
- When you leave, close and lock your windows. Many burglars enter homes and apartments through open windows. Windows on or near fire escapes should remain locked.
- Don't "buzz" strangers in. Don't permit unexpected utility workers, deliverymen, or strangers into your home. Ask them for their I.D. and phone number to their office. Call 911 if you are not sure of their identity. Call the police to report suspicious activity.
- Give your home or apartment an "occupied look." Lights or a radio on automatic times may help deter burglars. Bright motion activated lights are a good deterrent as well.
- Install security cameras or burglar alarms. Most are DIY with easy installation and are assessable with an app on your smart phone.
- If you park your car inside your garage, lock the car doors. Burglars will steal garage door openers and come back when you are not home.
- Trim shrubs and branches away from doors and windows for better visibility.



CRIME PREVENTION TIPS FOR ROBBERY



Emergency
Phone 9-1-1

Non-Emergency
Phone 415-553-0123

City Service Center
Phone 3-1-1

- Trust your instincts. If you sense trouble, get away as soon as possible.
- Show confidence. Walk at a steady pace, keep your head up and avoid carrying lots of packages...It can make you look defenseless.
- Don't look like an easy target. Robbers want someone who will provide the least resistance. If you look like you know where you are going, walk with your head up and eyes alert, you will most likely be left alone.
- Be observant.
- Remain alert and observe the people around you. Know who is walking behind and in front of you. Things to watch for include suspicious persons, people just loitering around or vehicles.
- Be aware of your surroundings. If you think you are being followed, go to a crowded area.
- Walk in well-lit areas. If possible, do not walk alone.
- Do not carry large amounts of money.
- Carry keys in your hand.



三藩市警察局要閣下協助防止入屋行竊 盜竊有危害居家安全

1. 回家時盡快入屋。
2. 經常鎖門。雙重鎖有阻竊賊入屋。
3. 出外要關窗。竊賊多數爬窗入屋。將近防火梯的窗門上鎖。若安裝鐵閘，必須獲得消防局核准。
4. 確定認識訪客後才開門。如有陌生人徘徊住所附近，立即撥打 911 報警。
5. 兩或三家庭式的房屋，前門入口處必須經常上鎖。負責安裝的鎖匠必須是有執照的。
6. 不可讓未有約定的送貨人入屋。如有必要，要求對方出示證件，以及打電話到辦處求證。如有問題撥打911。
7. 公寓住客應要求管理處主意安全措施，例如充足的光線，優質鎖，閉路電視。
8. 防盜警鐘設備有阻嚇作用。
9. 露台與露台之間雖然隔離，但仍須要上鎖。
10. 如果冷氣機進地面，防火梯也要考慮提防被撞或推門。
11. 所有屋入窗門，土庫，地下，防火梯，廁所及廚房都要有安全裝備。
12. 大廈應該登記 [防止外人入內]，否則要送官究治。
13. 頂樓住客應注意屋頂門關閉，但不能上鎖，以防緊急逃生。
14. 聯絡三藩市防止罪案資源中心。參加鄰居守望會，互相守望，汽車登記刻蝕等。

如閣下能遵守以下安全貼士
大可減少被竊機會



TARAVAL STATION



IN CASE OF EMERGENCY

Program your phone with these safety numbers

911 - Emergency*

SF Dispatch Direct (415) 553-8090

SFPD Non-Emergency 415-553-0123

To make a report to the City 311

*In San Francisco, when you dial 911 on a cellular phone near a highway, the call is connected to the California Highway Patrol (CHP) dispatch center.

SAFE, a crime prevention education 501(c)3 non-profit, helps residents, police and community groups work together to create vibrant neighborhoods.

Everyone who lives, works and visits San Francisco has the right to be safe. SAFE provides educational services that empower San Franciscans with techniques to prevent crime.

To make a tax-deductible donation or learn more, visit us online at: www.sfsafe.org

Personal Safety Guide



Empowering Communities to Create a Safer San Francisco
www.sfsafe.org

SAFE wants you to feel secure as you move through your life in and around the City. Use the tips inside to keep safety in your thoughts. Then share your knowledge with your friends and family.

Safety for All Situations

- Always be alert and aware of your surroundings.
- Trust your intuition! If something feels weird, trust your gut and change the situation.
- Keep valuables and electronics out of sight.
- Safety in numbers—walk with others, on populated streets.
- Know your resources. Use this guide to get started.



850 Bryant Street, Room 135
San Francisco, CA 94103
415-553-1984 | info@sfsafe.org



Sponsored in cooperation with the San Francisco Police Department



1

Walking

- Walk with purpose
- Keep your purse or bag close to your body
- Hide valuables
- Always stay aware of your surroundings
- Take care using cell phones in public, they are commonly targeted by thieves

2


Parking

- Don't leave packages or bags visible in a parked car
- Put packages in the trunk before you arrive at your destination
- Check signage to make sure your car is parked legally
- Avoid large bushes and dense shrubbery

3

Social Media

- Limit location sharing
- Tighten privacy settings
- Be cautious of "friending" strangers
- Don't share details like address, vacation dates, DOB with people you just met
- What goes online will stay online, so be cautious what you share



4

Taxi and Ridesharing

- Confirm "San Francisco Taxicab" seal
- Check for taxi medallion on the dashboard, note ID number
- Confirm driver identity
- Choose the back seat
- Cash is never required in a rideshare
- Report incidents to SFPD
- Taxi complaints: call 311

5

Public Transportation

- Plan your route ahead of time using www.511.org or www.sfmta.org
- Find arrival times using Nextbus.com
- Have money or Clipper card ready
- Stay awake and alert
- Hold bags in your lap or under your arm
- Thieves may "snatch and grab" by a door when you approach a stop
- Report any incidents to the driver
- After 6:30 pm, Muni bus drivers can make "safe in between stops"—ask your driver



For bike safety and other topics, visit www.sfsafe.org

Stay alert

Safety in numbers

Trust your intuition

Know your resources



TARAVAL STATION



緊急情況時

將以下安全號碼設定在您的電話上

911 – 緊急情況*

三藩市警察局 415-553-8090

三藩市警察局 (非緊急情況) 415-553-0123

向市府舉報 311

*在三藩市，當您在高速公路附近用手機撥打911時，這通電話就會被接到加州公路巡警局(CHP)調派中心。

三藩市防止罪案資源中心是一個預防罪案的教育501(c)3非營利組織，協助居民、警方和社區團體共同合作，創造充滿活力的鄰里。

在三藩市居住、工作以及來訪的每一個人都有人身安全的權利。三藩市防止罪案資源中心提供教育服務，培養三藩市市民各項防範犯罪的技能。

如要向本組織進行可抵稅的捐款或希望進一步了解本組織，請造訪我們的網站www.sfsafe.org



850 Bryant Street, Room 135
San Francisco, CA 94103
415-553-1984 | info@sfsafe.org



三藩市警察局聯合贊助



個人安全



加強社區力量，創造一個更安全的三藩市

www.sfsafe.org



三藩市防止罪案資源中心 (SF SAFE) 希望您在三藩市不論是生活或行動，都有安全感。請善加利用內文中的提示，隨時記得注意安全，然後將您知道的和親朋好友分享。

讓本市隨時隨地都能保持安全

- 隨時保持警覺，注意周遭情況。
- 相信自己的直覺！如果覺得情況有異，相信自己的直覺，作出應對。
- 妥善收好貴重物品和電子產品，切勿外露。
- 人多安全——和其他人同行，走在人多的街道。
- 了解資源在哪裡：將這份指南做為入門資源。



1

走路

- 有目的似的行走
- 將錢包或手袋保持在靠近身體的位置
- 藏好貴重物品
- 隨時注意周遭情況
- 在公共場所使用手機要提高警覺，竊賊往往以這些人為下手目標

2


停車

- 不要將包裹或手袋留在停放的車子裡看得到的地方
- 抵達您的目的地之前，先將包裹放進後行李箱內。
- 查看交通標誌，確定您的車子合法停放
- 避免停在大灌木叢和茂密灌木處

3

社交媒體

- 不要隨意分享所在位置
- 加強隱私權設定
- 將陌生人「加入好友」要小心
- 切勿把地址、渡假時間、生日等詳細資訊告訴您剛認識的人
- 傳到網上的內容會留在網路上，因此對於您要分享的內容務必小心



4

計程車/共乘

- 確認有“San Francisco Taxicab” (三藩市計程車) 徵標
- 檢查儀表板上的計程車牌照，檢查ID號碼
- 確認駕駛者身份
- 選擇坐在後排座位
- 搭共乘車從來不需要現金
- 向三藩市警局舉報不法事件
- 投訴計程車：致電311

5

公共交通工具

- 事先規劃路線，使用Nextbus.com查詢到達時間
- 備妥車資或路路通 (Clipper) 卡
- 保持清醒和警覺
- 將袋子放在腿上或夾在手臂下
- 當您到站準備下車時，竊賊可能會在車門邊「出手搶奪」您的物品
- 向司機報告任何不法事件
- 晚上6:30之後，Muni公車司機可以在「停靠站之間安全停靠」一請詢問Muni司機



有關自行車安全與其他主題，請瀏覽 www.sfsafe.org

保持警覺

人多安全

相信直覺

了解資源



Crime Definitions

Robbery – The taking or attempting to take anything of value from the care, custody, or control of a person or persons by force or threat of force or violence and/or by putting the victim in fear

Assault – An assault is an unlawful attempt, coupled with the present ability, to commit a violent injury on another person.

Battery - (Misdemeanor battery) is any willful and unlawful touching of another. (Felony battery) is the use of force or violence upon the person of another that causes serious bodily injury.

***Assault** is when a person swings their arm and **battery** is when that arm makes contact with another person.

Aggravated Assault – An unlawful attack by one person upon another for the purpose of inflicting severe or aggravated bodily injury. This type of assault usually is accompanied by the use of a weapon or by means likely to produce death or great bodily harm. Simple assaults are excluded.

Burglary – The unlawful entry of a structure to commit a felony or a theft. Attempted forcible entry is included.

Grand Theft – Grand theft is theft committed when the value of the money, labor, or property taken exceeds \$950.

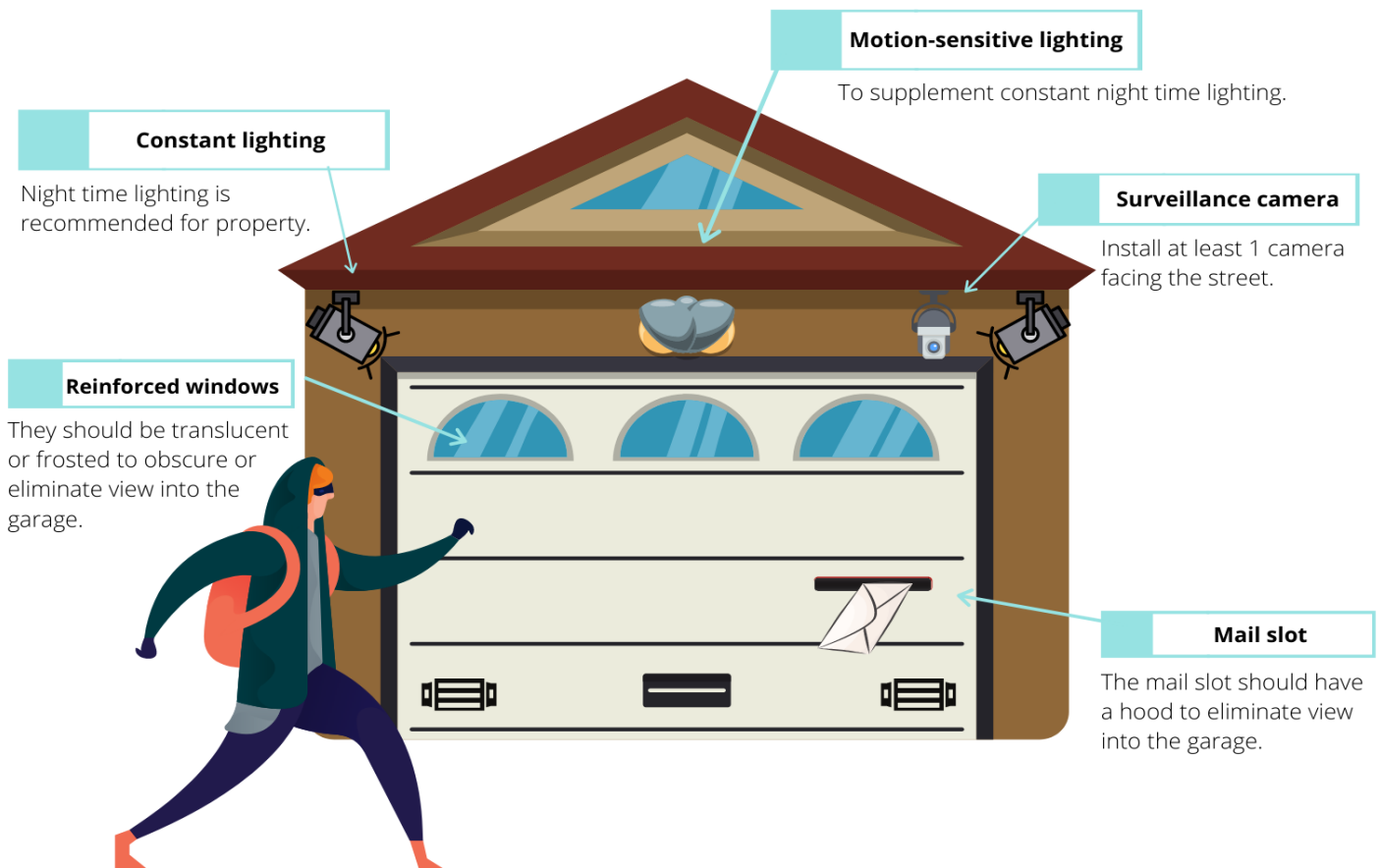
Petty Theft – Theft where the value of the property taken is less than \$950.





PREVENT GARAGE DOOR BREAK-INS

ANATOMY OF A SAFE GARAGE



Your home is only as safe as its weakest entry point.

Your garage is an important part of your home and securing your garage is one of the most essential steps to securing your entire home. It is always recommended to regularly check and update your home's security system and safety measures.

For more information, please contact SF SAFE at (415) 553-1984 or visit sfSAFE.org.



PREVENT GARAGE DOOR BREAK-INS



Garages can sometimes be the most vulnerable area of the home and they are often the entry point most targeted by thieves because of the easy access to the home. Here are some tips to help secure your garage and protect it from theft.



ALWAYS CLOSE YOUR GARAGE DOOR

This may seem obvious, but just drive through any residential neighborhood and you'll likely see a few wide-open garage doors. This is an invitation to burglars and at the very least, you're allowing passersby to easily view the contents of your garage.



INSTALL MOTION-SENSITIVE LIGHTS

Homes and garages with poor exterior lighting become more appealing targets for burglars. Ensure all entry points are well-lit. Constant lighting supplemented by motion sensitive lighting is best.



REINFORCE THE GLASS ON THE GARAGE DOOR

Add vinyl adhesive to reinforce garage windows. You can also opt for a frosted or translucent glass design to allow sunlight in while obscuring contents inside.



DON'T LEAVE GARAGE DOOR REMOTE IN YOUR CAR

A garage door remote is basically another key into your home and thieves won't hesitate to use it if they find it. Opt to use a remote on a keychain.



INSTALL AN INTERIOR MANUAL GARAGE DOOR LOCK

When leaving on a vacation or for extended periods of time, disconnect automatic door motor and install a manual lock.



TIE EMERGENCY RELEASE CORD

Tying your emergency release cord into a small ball will make it more difficult to reach by thieves who manage to break the garage windows.



INSTALL SURVEILLANCE CAMERAS

There should be at least 1 exterior mounted camera facing the street and registered with the D.A.'s office.



SECURE ANY VALUABLES

Keep all tools in cabinet systems with locks and be sure to hang and lock any bicycles. As much as possible, try to avoid keeping valuable items in the garage or inside vehicles.



HAVE A QUALITY, FUNCTIONING GARAGE DOOR

Garage doors should be as secure, sturdy, and well-built as your front door and should remain in good condition and tight fitting. Deadbolts should also be added to the garage-to-house door.



INSTALL INTERIOR MAIL SLOT HOOD COVER

If the garage door is equipped with a mail slot, a hood cover will prevent any view into the garage and its contents, eliminating enticement to enter.

For additional information, please contact SF SAFE at (415) 553-1984 or visit sfsafe.org



With the Covid-19 restrictions lifting in phases and many of us are starting to venture out again, here are some Package Theft Prevention Guide from SFSafe to help prevent your packages from being stolen.



PACKAGE THEFT PREVENTION GUIDE



WON'T BE HOME?

Use the "Hold Package" option at USPS.com to have packages held at location post office for pick up. You can also arrange for neighborhoods to pick up any packages that might be delivered.



USE SPECIAL SERVICES

Use USPS special services like *Signature Confirmation* or *Registered Mail* to add a layer of security.



REQUEST NONDESCRIPT PACKAGING

When completing your online order, opt for packaging that conceals the item or select the 'gift' option to ensure package arrives in a plain box especially when ordering from a high-end store.



NETWORK WITH NEIGHBORS

Neighborhood groups on social media or community apps can provide a system for reporting suspicious activity. This is also a good way to keep your deliveries and neighborhood secure.



PORCH AREA VISIBILITY

Keep the porch area clear and visible. The more likely a would-be thief is to be seen, the more likely they are to choose another target.



CUSTOMIZE DELIVERIES

Customize deliveries by adding specific delivery instructions using USPS.com and your tracking number. You can also schedule packages to arrive when you are home or reroute packages.



DELIVER TO SECURE LOCATIONS

Send packages to secure locations such as Amazon Lockers, FedEx and UPS locations, P.O. Boxes, and local post office.



USE MODERN ALTERNATIVES

Take advantage of contemporary options like smart lockers, lockboxes, cameras, motion detection lighting, alarms like Package Guard, and services like Doorman.





Domestic Violence

Domestic violence and abuse involve people in a relationship, whether they're married, living together, dating, separated, LGBTQ+ or straight. Domestic violence and abuse can include psychological mistreatment such as name-calling or insults, stalking and harassing behavior, isolating a partner in the home, withholding money or outright assault.

-Remember: Domestic violence is never okay. It is not your fault and help is available.

If you are the victim of domestic violence, call:

[9-1-1](#) in an emergency

[1-415-553-0123](#) for SFPD non-emergency support

[2-1-1](#) for a multilingual directory of community services

[1-877-503-1850](#) for [La Casa de las Madres](#), a 24-hour crisis support group that works closely with the SFPD

[1-800-799-7233](#) for the National Domestic Violence Hotline

You can also talk to your doctor. Most healthcare providers are trained to report domestic abuse and offer help to the victims. Be aware that they are also required by law to report such crimes.

San Francisco police are here to help

The SFPD Special Victims Unit (SVU) is located at 850 Bryant Street, fifth floor, and is open Monday through Friday, 8:00 AM to 5:00 PM, [1-415-553-9225](#). We investigate all felony arrest cases involving domestic abuse against minors and adults and bring cases to the District Attorney's office for prosecution.

We also investigate cases in which arrests have not been made. If you are a victim in a case in which there has been no arrest, we will call to advise you on your next steps and what services may be available. Please remember to notify us if you do not want us to leave a message.

The SFPD works closely with [La Casa de las Madres](#). La Casa offers crisis response and support services including counseling and shelter to domestic violence victims.

Under CA Family Code § 6228, incident reports requested by a victim or their representative for the alleged crimes of domestic violence, sexual assault, stalking, human trafficking, and abuse of an elder or dependent adult are entitled to receive copies within five working days of the request, unless good cause for delay exists. If good cause exists, reports shall be released no later than ten working days after request is made. Contact SFPD's Crime Information Services Unit (CISU) at [1-415-575-7232](#) for assistance.

More resources:

A [list](#) of shelters, hotlines, & programs in San Francisco

Domestic violence information from the [San Francisco Department of Health](#)

Elder Abuse

Elder abuse can take many forms. It can include physical abuse, emotional abuse, neglect, abandonment, sexual abuse or financial abuse. The abusers may be the elders' family members or caregivers.

Warning signs of elder abuse

- Depression or confusion
- Unexplained bruises, burns, or scars
- Weight loss for no apparent reason
- Signs of trauma, such as rocking back and forth
- Agitated, violent or seems withdrawn
- Disheveled, with unwashed hair or dirty clothes
- Bed sores or other preventable conditions
- Recent or sudden financial loss

If you are an elder who is being mistreated or you know an elder showing signs of abuse, call:

[9-1-1](#) in an emergency

[2-1-1](#) for a multilingual directory of Bay Area community services

[1-415-553-0123](#) for SFPD non-emergency support

[1-800-971-0016](#) for the Friendship Line at the Institute on Aging

San Francisco police are here to help

The SFPD SVU investigates all felony arrest cases involving abuse and neglect involving someone 65 years or older or a dependent adult between the ages of 18 and 64. We also review non-arrest and misdemeanor cases and send them to the District Attorney if warranted. SVU is located at 850 Bryant Street, fifth floor, and is open Monday through Friday, 8:00 AM to 5:00 PM, [1-415-553-9225](#).

For more information on elder abuse:

The [National Institute on Aging](#) provides extensive information on elder abuse;

The Eldercare Locator, reachable by phone at [1-800-677-1116](#), offers support programs for elders in your community.



SF SAFE CITY CAMERA PROGRAM



Through the SF SAFE City Camera Program, we address public safety needs and help reduce crime through collaboration.

By partnering with community stakeholders, such as local merchant associations, businesses, and community residents from San Francisco's high trafficked neighborhoods, commercial corridors, and our City government, we identify specific needs, install public safety cameras and create, develop, and implement safety plans with a meaningful community-led and community-driven process.

Through this program, SF SAFE targets high-risk and high-traffic city blocks comprising about 20-30 businesses or residential areas for the installation of high definition security cameras and surveillance technology. Typically, a coverage area of about 18-24 camera views per corridor is provided. Camera installation projects for commercial corridors take about 12 weeks from start to finish and encompass outreach, assessment, mapping and system installation. We work with technology vendors as the technology solutions and data privacy provider for this program, accountable to the most stringent level of self-imposed policy standards.

In addition to the security cameras acting as a visible crime deterrent, the footage is an extraordinary tool in assisting businesses and community members in the investigation of criminal activity if/when any occur. This program levels the playing field, holding all involved accountable, creating an equitable and true evidence chain for investigators and public defenders alike, as an innovative alternative policing tool empowering communities to take ownership over their own public safety needs.

To learn more about the SF SAFE City Camera Program, email sfsafecitycameraprogram@sfsafe.org.



SAN FRANCISCO DISTRICT ATTORNEY

Register Your Camera

The San Francisco District Attorney's Office invites you to register your security camera below. The goal of the program is to deter crime and promote public safety through collaboration between the San Francisco District Attorney's Office and the communities we serve. Please complete and submit all fields below, and carefully review the Policy & Terms of Use.

[Register Your Camera – San Francisco District Attorney \(sfdistrictattorney.org\)](http://sfdistrictattorney.org)



San Francisco District Attorney's Office

Victim Service Division

www.sfdistrictattorney.org



Who We Are Bilingual services offered

We are Victim Advocates

Trained victim advocates work closely with victims of violent crime to alleviate the impact of trauma, navigate the criminal justice system, and rebuild their lives. Done through referrals to local resources and services, guidance through victim compensation programs, and education on Victim's Rights.

What We Do

Support & Advocacy with victimization issues

- Crisis Intervention
- Crime Prevention Information
- Resources & Referral Assistance
- Temporary Restraining Order Assistance

Information & Support with the Criminal Justice System

- Orientation to Criminal Justice System
- Education on Marsy's rights
- Case Status/Case Disposition
- In-Court Support
- Victim Impact Statement
- Education on Victim's Rights

California Victim Compensation Board (CalVCB)

The State Victim Compensation Board program is dedicated to providing reimbursement for many crime-related expenses to eligible victims who suffer physical injury or threat of physical injury as a direct result of a violent crime. Financial support available for expenses related to:

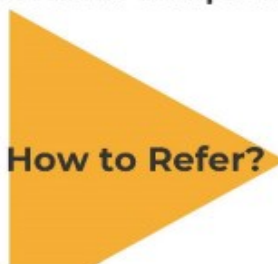
- Medical & Dental Expenses
 - Mental health Services
 - Income Loss
 - Funeral/Burial Expense
 - Relocation
 - Home Security
 - Crime-scene cleanup
- (Follow-up documentation to deem qualification for program is required by CalVCB)

Our advocates will assist in completing the application!



350 Rhode Island St.
North Building #400N
San Francisco, CA 94103

Tel: 628-652-4100
Office Hours: M-F 8am-4pm



Email: victimservices@sfgov.org

Provide the following:

- Victim full legal name/DOB
- Victim preferred contact info.
- Nature of the crime
- Police report # (optional)



Police Commission Disciplinary Actions "Veronese" Reports

Quarterly Disciplinary Review Board report is located at:

<https://sfgov.org/policecommission/police-commission-disciplinary-actions-veronese-reports>

Published Reports

Information to the community on Use of Force, Early Intervention System, FDRB Reports, Reports on IAD and Police Commission Sustained Complaints and Sworn Demographics and General information regarding the investigation of Officer Involved Shootings, including the Quarterly Update on Officer Involved Shooting Investigations located at:

<https://www.sanfranciscopolice.org/your-sfpd/published-reports>

Department Published Reports

Use of Force, Stops & Arrests

The [Quarterly Report on Arrests, Uses of Force and Stop Data](#) is published quarterly per section 96.A.3 of the San Francisco Administrative Code.

Firearms Discharges

Every time an officer discharges their weapon, no matter the circumstance, the Department convenes the Firearms Discharge Review Board (FDRB) per [DGO 3.10](#). The FDRB meets as needed quarterly, and [findings of the FDRB](#) are presented to the San Francisco Police Commission.

Early Intervention System

The San Francisco Police Department's Early Intervention System (EIS) is a structured system that identifies and manages behaviors that result in performance related problems by individual members. The EIS system, per [DGO 3.19](#), is a non-disciplinary intervention to assist members in professional development. [EIS publishes reports quarterly](#).

Officer Involved Shootings (OIS) Historical Data

Officer Involved Shootings, Suspect-Involved, 2009 – 2019

SFPD updates the [yearly statistics](#) for the Officer Involved Shootings (OIS) Historical Data each year in February for the prior year.

Memorandum of Understanding (MOU) between the San Francisco District Attorney's Office and the San Francisco Police Department

The [MOU](#) outlines the agreement between the San Francisco District Attorney's Office and the San Francisco Police Department regarding the procedures for the criminal investigation of "Covered Incidents" to determine if an officer committed a criminal offense.

Historical Traffic Stops Reports

The Department previously used eStop to collect information on traffic stops. On July 1, 2018, the Department discontinued the use of eStop and began using the State of California's Stop Data Collection System (SDCS). Current stop data collection can be found in the [quarterly 96a Use of Force/Encounter Report for the correlating quarter](#).



TARAVAL STATION



Bias-Free Policing

A guiding principle of the San Francisco Police Department is its commitment to treating all people with dignity, fairness, and respect. It is crucial for our members to carry out their duties in a manner free from bias and eliminate any perception of policing that appears biased. Biased policing is unsafe, unjust, and ineffective. It also alienates the public, fosters distrust of police, and undermines legitimate law enforcement efforts.

The SFPD is dedicated to ensuring our officers and professional staff provide unbiased, quality service to the diverse communities we work for. Our goal is to provide fair and positive interactions between San Francisco officers and the people we are proud to serve.



Everyone deserves to be treated fairly.

SFPD officers undergo Implicit Bias & Procedural Justice training. Our goal is ensure fair, impartial community policing.

We're dedicated to providing *Safety With Respect for All.*

Learn about our ongoing efforts to eliminate bias and increase accountability at sanfranciscopolice.org/bias-free.



Policía sin Sesgos

Todos merecemos ser tratados con justicia.

Los oficiales de SFPD se someten a entrenamiento de imparcialidad y justicia procesal. Nuestro objetivo es garantizar policía comunitaria justa y imparcial.

Estamos dedicados a brindar seguridad con respeto para todos.



Conozca nuestros esfuerzos para eliminar el sesgo y elevar la responsabilidad en: sanfranciscopolice.org/bias-free.



無偏見警務

每個人都應該得到公平的對待。

SFPD 官員接受不偏不倚的程序及正義培訓。我們的目標是確保公平公正的警務。

我們致力提供所有安全及尊重。



想了解更多地消除偏見並增加問責制，請上網到我們的網站 sanfranciscopolice.org/bias-free。

Not on My Watch Campaign <https://www.sanfranciscopolice.org/news/sfpd-confronts-prejudice-not-my-watch-campaign>





Department General Order 2.04 Citizen Complaints against Officers

This order outlines the policies and procedures for receiving, investigating and processing complaints against officers. It also describes the Department of Police Accountability ("DPA") investigative procedures and findings. It is the policy of the San Francisco Police Department ("SFPD") to encourage everyone to bring forward complaints regarding inadequate police service or official misconduct by officers, and receive such complaints with courtesy and without delay. The value of an effective complaints system serves to build and maintain public confidence and trust by conducting prompt, fair and impartial investigations. Officers shall cooperate fully with the DPA and provide their full assistance in the expeditious and impartial processing of such complaint.

Read more at: <https://www.sanfranciscopolice.org/sites/default/files/2019-06/sfpd-dgo-204-citizen-complaints-against-officers.pdf>

Department General Order 2.05 Citizen Complaints against Non-Sworn Members

This order outlines the policies regarding citizen complaints against non-sworn members, and the investigative duties of the senior-ranking officer.

Read more at: <https://www.sanfranciscopolice.org/sites/default/files/2018-11/DGO2.05%20Citizen%20Complaints%20Against%20Non-Sworn%20Members.pdf>

Department General Order 5.17 Bias– Free Policing Policy

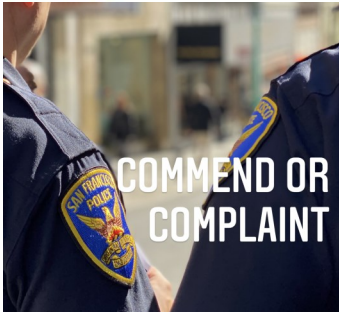
A guiding principle of the San Francisco Police Department is its commitment to treating all people with dignity, fairness and respect. It is crucial for members to carry out their duties in a manner free from bias and eliminate any perception of policing that appears biased. This order outlines the policy for bias-free policing.

Read more at: https://sfgov.org/policecommission/sites/default/files/Documents/PoliceCommission/DGO%205.17%20Bias-Free%20Policing2_0.pdf

SFPD “Know Your Rights” for Youth:

Any time a juvenile is arrested, Department members shall provide the juvenile arrestee with a copy of the San Francisco "Know Your Rights for Youth" brochure and shall document that fact in the incident report.

Read more at: https://www.sanfranciscopolice.org/sites/default/files/2019-04/34_Know%20Your%20Rights%20Update_012019%20-CLEAN%202019.pdf



Police Commendation

<https://www.sanfranciscopolice.org/get-service/police-commendation>

Everyone appreciates a compliment! There are several ways you can offer a compliment to our officers and civilian workers for a job well done:

You can email the Captain of the station in your neighborhood. For Taraval Station, Email Maura.Pengel@sfgov.org
You can contact the department's Community Engagement Division, at: sfpdcommunityrelations@sfgov.org.

You can also write to or email Chief William Scott: SFPDChief@sfgov.org

San Francisco Police Headquarters, Chief's Office
1245 3rd Street, 6th Floor
San Francisco, CA 94158

Police Complaint

<https://www.sanfranciscopolice.org/get-service/police-complaint>

The San Francisco Police Department is committed to ensuring that all of our officers and civilian staff provide unbiased, quality service to our City's diverse communities. Toward that goal, the SFPD and the City of San Francisco provide several ways to file a complaint.

The Department of Police Accountability is charged with impartially investigating complaints against SFPD officers and making policy recommendations regarding police practices. You can also call the DPA at [1-415-241-7711](tel:1-415-241-7711) (the TTY line is [1-415-241-7770](tel:1-415-241-7770)) or visit the Department of Police Accountability website to file a complaint at <https://sfgov.org/dpa/>.

The DPA is located at 1 South Van Ness Ave., 8th Floor, San Francisco, CA 94103.

You may also contact a department supervisor at any SFPD police station. [Each station](#) is open 24 hours a day. SFPD personnel are required to receive complaints courteously and to assist you with filing them.

The Whistleblower Program

The Whistleblower Program responds to specific allegations of administrative wrongdoing by city employees and those who do business with the city. View SFPD's Rights and Responsibilities under California Whistleblower Laws. > <https://tinyurl.com/snqb9uv>



Request a Police Incident Report Copy

The San Francisco Police Department is concerned for your health and safety, especially during the COVID-19 pandemic. We have closed our in person request window at Police Headquarters (1245 3rd Street) to adhere to social distancing recommendations and to minimize exposure to the coronavirus. Please note copies of Police Incident Reports **ARE NOT** available from Police Stations. **Obtaining a copy of your report is FREE.** See options below to request a police report.



I WOULD LIKE TO REQUEST A COPY OF MY POLICE REPORT

REPORTS ARE NOT TO BE RELEASED AT DISTRICT STATIONS



1	<p>Determine the type of report and whom is requesting:</p> <ul style="list-style-type: none"> • Victim of a DV, Sexual Assault, Stalking, Elder Abuse, or Human Trafficking – Go to Step 2 • General Crime or Collision Report – Go to step 3 • Public Information or Voluminous Requests– Go to Step 4 • Media requests direct to Media Relations 415-837-7395 or sfmediarelations@sfgov.org
2	<p>Station personnel are not authorized to release this report to the public. The release will be facilitated through CISU only (sfpd.records@sfgov.org)</p> <p>Victim of DV, Sexual Assault, Stalking, Elder Abuse, or Human Trafficking</p> <ol style="list-style-type: none"> 1. Provide SFPD Form 591 (appropriate language version) to requestor. 2. During business hours (0800 hrs. to 1700 hrs. Monday – Friday) Call CISU 415-575-7232 and ask to speak with a Supervisor. They will walk you through next steps. 3. NOT during business hours (1800 hrs. to 0800 hrs. or anytime Saturday and Sunday), notify the requestor that they may mail, email or provide form to CISU in person. CISU will process the request within 5 business days. <p>CISU is located at Police Headquarters 1245 3rd Street, Main Floor Lobby. CISU is open to the public from 0800 hrs. to 1700 hrs. Monday – Friday.</p> <p>For more info go to SFPD website → Get Service → Obtain a Police Report or Traffic Collision Report → Domestic Violence, Sexual Assault, Stalking, Human Trafficking, Elder Abuse</p> <p>**Note to Station: On occasion CISU may contact Station personnel to facilitate the validation of an individual's identification. CISU will provide instruction at time of contact.</p>
3	<p>Station personnel are not authorized to release this report to the public. The release will be facilitated through CISU only (sfpd.records@sfgov.org)</p> <ol style="list-style-type: none"> 1. General Crime: Provide SFPD Form 491E (or appropriate language version) to requestor. They may mail, email or provide form to CISU in person. CISU will process the request within 10 calendar days 2. Collision report (Hit & Run, Drunk Driving and Personal Injury cases): Provide SFPD Form 491E (or appropriate language version) to requestor. Generally, a Collision report is not available until a minimum of 5 days after the date of the incident. <p>For more info go to SFPD website → Get Service → Obtain a Police Report or Traffic Collision Report</p>
4	<p>Public Information or Voluminous Requests or requests for incident photos, video, body camera footage, statements, etc. direct them to make a Public Records Request via:</p> <p>https://www.sanfranciscopolice.org/get-service/public-records-request</p>

SFPD 602



Community Boards Conflict Resolution Center

601 Van Ness Avenue, Suite #2040, San Francisco, CA 94102

(415) 920-3820 ◦ CommunityBoards.org

WHAT IS MEDIATION?

Mediation is a confidential and voluntary meeting where people discuss difficulties they are having with each other assisted by impartial third-parties, our Community Mediators.

Mediators help people come up with workable and lasting solutions. They do not give advice or make judgments. The goal is to help everyone feel heard, understood and respected.

IS THIS YOUR PROBLEM?

- Noise disturbance
- Landlord & tenant disputes
- Roommate disagreements
- Family conflicts
- Neighbor issues
- Communication breakdowns
- Harassment
- Tree & vegetation care
- Fence maintenance
- Property repairs
- Pet problems
- Parking issues
- Vandalism or graffiti
- Or something else?

Start Your Mediation Today!

¿QUÉ ES LA MEDIACIÓN?

La mediación es una reunión de tipo voluntario y confidencial, en donde las personas que se encuentran en dificultades con otras se reúnen para discutir entre ellas con la ayuda imparcial de terceras personas, las cuales son nuestros mediadores comunitarios.

Los mediadores ayudan a la gente a encontrar soluciones prácticas y duraderas. Los mediadores no dan consejos ni hacen juicios. El objetivo es ayudar a todos a sentirse escuchados, comprendidos y respetados.

¿ES ÉSTE SU PROBLEMA?

- Bulla, ruido
- Disputas entre propietarios e inquilinos
- Desacuerdos entre compañeros de cuarto
- Conflictos familiares
- Problemas de vecinos
- Interrupciones de la comunicación
- Acoso, hostigamiento
- Cuidado de la vegetación
- Cuidado de la cerca
- Reparaciones de propiedades
- Problemas con las mascotas
- Problemas con el estacionamiento
- Vandalismo o graffiti
- Otros problemas

¡Inicie hoy su mediación!

何謂調解?

調解是一種另類解決爭議的方法，由獨立第三者（我們的社區調解員）協助調解爭議雙方的矛盾。調解過程是完全自願及保密的。

調解員協助當事人通過談判尋求共同所能接受的最終解決方案。調解員是客觀的，不會參與自己的意見，或者判斷。除了解決矛盾，調解的目的是讓當事人雙方覺得他們的問題被重視，理解和尊重。

您是否遇到過以下的問題?

- 噪音干擾
- 業主與租客的糾紛
- 室友分歧
- 家庭衝突
- 鄰居關係
- 溝通障礙
- 騷擾
- 花木樹草的護理
- 護欄維修
- 物業維修
- 寵物問題
- 停車問題
- 惡意破壞或塗鴉
- 其他問題

今天開始調解!



Definition of Suspicious Activity

Suspicious activity is any observed behavior that could indicate a crime-related incident has been committed, or about to be committed. Unusual items or situations: A vehicle is parked in an odd location, a package/luggage is unattended, a window/door is open that is usually closed, or other out-of-the-ordinary situations occur.

Examples of Suspicious Activity:

- An individual peering into vehicles, to try, and locate any valuables left unattended.
- An individual trying door handles to vehicles, and/or residences to gain access to the vehicle and/ or residence.
- An individual checking front doors of residences to locate any unattended packages or individuals following delivery trucks to see where the truck is dropping off packages.
- Please dial 911 to report crimes in progress, suspicious activity or for life threatening emergencies. If it is not an emergency, dial (415) 553-0123.



**See something.
Say something.**

Definition of Community Policing

Community policing, or community-oriented policing, is a strategy of policing that focuses on police building ties and working closely with members of the communities.

Homeless Outreach and Outreach to Drug Users:

Taraval Station has two officers that coordinate with city agencies to provide outreach and assistance to rehabilitate those who are dependent on illegal drugs and outreach to homeless individuals to connect them with resources and support.

Foot Patrols:

Taraval Station has 3 foot beat locations. These officers are assigned to Irving St, West Portal Ave and Ocean Ave.

Monthly Police Community Relations Meetings:

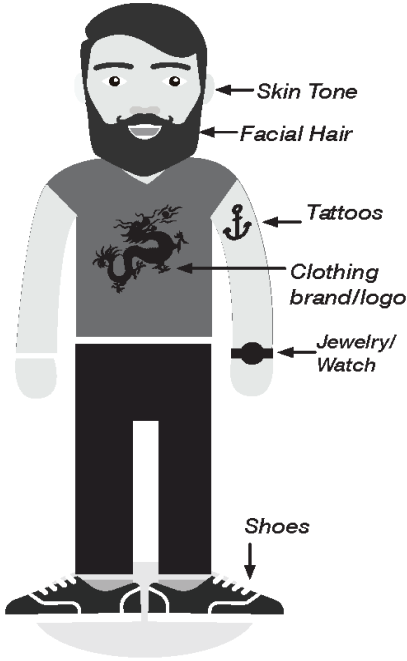
Monthly community meeting are currently on hold due to the current situation, we will update everyone with the date and location of our next meeting. Stay tune for more info.

Email Updates:

Taraval Station will send out newsletter updates to residents in the District that alerts residents of crime trends, upcoming community events, crime prevention tips, and information on how to contact officers at the District Station.



Describe Me!



How to Describe a Suspect

Providing a detailed description of a criminal suspect can help solve crimes in San Francisco. Suspects can easily change their appearance with a hat, jacket or glasses. It is important to be mindful of unique characteristics such as body markings, tattoos, shoes and specific clothing markings, like logos.

Note the Following Unique Characteristics:

Race _____ Sex _____ Age _____ Height _____ Weight _____

Hair _____ Eyes _____ Complexion _____

- Physical Characteristics (slight or heavy build, scars, marks, tattoos, manner of walk, mustache, glasses) _____
- Clothing (type and color, logos or brand names, shoes, jewelry, accessories) _____
- Weapon (type of weapon used by the suspect: rifle, shotgun, automatic, revolver, knife) _____
- Remarks (note anything the suspect says, accent, any names used) _____
- Means of Escape (vehicle or foot, license plate number, year, make, model, color, traveling in which direction) _____

If it's safe, take a photo of the suspect, vehicle, license plate number, etc.

What to Do During an Emergency



How to Call 911 in an Emergency

- Remain Calm and **Dial 911** Immediately
 - **WHEN** to Dial 911
 - If a crime is posing an immediate threat to you or others
 - If there is a medical emergency
 - If the incident is in progress
 - If the incident just occurred and you know where the suspect is
- State the following information:
 - **WHERE** the incident is happening and **WHAT** is occurring, for example: **"I'm at 1234 Market Street and I've just been robbed"**
 - Tell the operator if you are in immediate danger or are being threatened
 - Be **brief, clear** and **accurate**
- As long as it is safe, stay on the line and answer the operator's questions
- Describe each suspect separately from head to toe (*see more information on the back of this card*)

Other Methods of Reporting

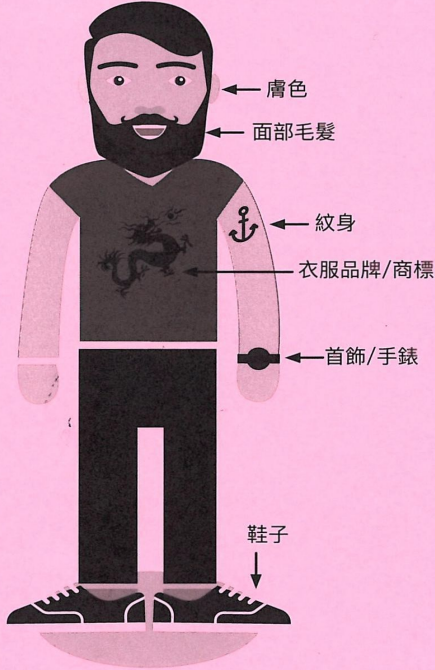
- To file a report online, visit sanfranciscopolice.org/Reports
- For TTY users, pressing the space bar every few seconds will help your call be recognized faster
- For non-emergency reporting, dial 311 or 415-553-0123 within SF or 415-701-2311 outside SF
- To call SFPD dispatch directly, dial 415-553-8090

When in doubt, call 911





描述我!



如何描述嫌犯

提供嫌犯的詳細描述有助於偵破三藩市的罪案。嫌犯能以一頂帽子、一件夾克或一副眼鏡輕易地 改變外表。注意特徵是很重要的，像是身體上的標記、紋身、鞋子、衣服上的特殊標記，例如商標。

注意下列特徵：

種族 _____ 性別 _____ 年齡 _____ 身高 _____ 體重 _____

頭髮 _____ 眼睛 _____ 膚色 _____

- 身體特徵 (高矮胖瘦、疤痕、標記、紋身、走路姿態、鬍鬚、眼鏡) _____
- 穿著 (類型和顏色、商標或品牌名稱、鞋子、首飾、配件) _____
- 武器 (嫌犯使用的武器種類：來福槍、獵槍、自動槍、左輪手槍、刀器) _____
- 話語 (記下嫌犯說的任何話、口音、使用的任何名字) _____
- 逃脫方式 (駕車逃走或用腳逃跑、車牌號碼、年份、製造商、型號、顏色、逃逸方向) _____

在安全情況下，拍下嫌犯、車輛、車牌號碼...等照片。

緊急情況時應該怎麼做



緊急情況時如何撥打911

- 保持冷靜，立刻撥打911
 - 何時撥打911
 - 如果罪案對您或其他人產生立即的威脅
 - 如果發生醫療緊急情況
 - 如果事件正在發生
 - 如果事件剛剛發生，而您知道嫌犯在哪裡
- 陳述以下資訊：
 - 事件發生地點，發生什麼事，例如：
「我在1234 Market街，剛被人搶劫了」
 - 告訴接線人員，您是否有立即的危險，是否正受到威脅
 - 務必簡短、清楚、正確
- 只要情況安全，請繼續保持通話，回答接線人員的問題
- 針對每一個嫌犯，從頭到腳進行描述（詳情請見此卡背面）

其他舉報方式

- 線上舉報，請訪問sanfranciscopolice.org/Reports
- TTY用戶，請每隔幾秒按一次空格鍵，這樣您的來電會更快被識別
- 非緊急舉報，請撥打311或415-553-0123（三藩市內）或415-701-2311（三藩市外）
- 直接致電三藩市警察局派遣單位，請撥打415-553-8090

不確定時，請撥打911





Make the Right Call SF

Make the right call. Keep 9-1-1 available for emergencies.

9-1-1

Police, Fire & Medical

Available 24/7

Is there a danger to life, property or the environment?

Is there a crime in progress?

Is someone having a medical emergency and needs immediate assistance?

Is there a fire?

If you answered YES to any of these questions, immediately call 9-1-1.

3-1-1

City Services & Information

Available 24/7

Police reports for crimes not in progress such as:

-Auto Burglaries

-Petty Theft

-Vandalism

Report graffiti, potholes, abandoned vehicles, or blocked driveways.

Garbage and recycling services

Street and park maintenance

Property Tax Payments

Birth Certificates

Marriage Licenses

Business Registration

415-553-0123

Police Non-Emergency Assistance

Available 24/7

Noise complaints

Loitering

Civil standby

Wellness checks

 MAKE THE RIGHT CALL		KEEP 9-1-1 AVAILABLE FOR EMERGENCIES	
9-1-1 POLICE, FIRE & MEDICAL AVAILABLE 24/7		3-1-1 CITY SERVICES & INFORMATION AVAILABLE 24/7	415-553-0123 POLICE NON-EMERGENCY ASSISTANCE AVAILABLE 24/7
<ul style="list-style-type: none"> • Is there a danger to life, property or the environment? • Is there a crime in progress? • Is someone having a medical emergency and needs immediate assistance? • Is there a fire? <p>If you answered YES to any of these questions, immediately call 9-1-1.</p>		<ul style="list-style-type: none"> • Police reports for crimes not in progress such as: <ul style="list-style-type: none"> - Auto Burglaries - Petty Theft - Vandalism • Report graffiti, potholes, abandoned vehicles, or blocked driveways. • Garbage and recycling services • Street and park maintenance • Property Tax Payments • Birth Certificates • Marriage Licenses • Business Registration 	<ul style="list-style-type: none"> • Noise complaints • Loitering • Wellness checks
		 MAKETHERIGHTCALLSF.ORG	



Community Surveys

The San Francisco Police Department is committed to excellence in law enforcement and is dedicated to the people, traditions and diversity of our City. Our mission is to provide service with understanding, response with compassion, performance with integrity and law enforcement with vision.

As part of our ongoing outreach to engage with the community and measure our success, the Department has created a community survey link to obtain valuable community feedback for our community events and programs, which will assist the Department in the development of our strategies to meet the needs of the community. If you have recently attended or participated in an event or program hosted by the Department (such as Coffee with a Cop, National Night Out, ALERT program, Youth Summer program, Community Academy or Town Hall Meeting), and have feedback regarding the event or program you attended, please take some time to fill out our community survey.

The Department has also developed a Foot Beat/Bike Patrol survey to gather valuable community feedback on the effectiveness of the Foot Beat/Bicycle Patrol, as it relates to community policing and crime strategies and an Implicit Bias survey to measure progress in the Department's commitment to impartial policing and procedural justice. Please take the time to fill out the Foot Beat/Bicycle and Implicit Bias surveys. If you have already filled out a survey, thank you! Your response will help SFPD better serve our City and continue to support our community through Safety with Respect.

[Community Surveys | San Francisco Police Department](#)

Community Events Survey

If you recently attended or participated in an event or program hosted by the Department such as Coffee with a Cop, National Night Out, or ALERT program, please take some time to fill out our community events survey.

TAKE OUR COMMUNITY EVENTS SURVEY

Powered by SurveyMonkey

[San Francisco Police Department Community Events Survey \(surveymonkey.com\)](#)

Foot & Bike Patrol Survey

If you interacted with foot beat or bike patrol officers, please take some time to fill out our foot and bike patrol survey. Your response will help SFPD determine community policing and crime strategies.

TAKE OUR FOOT & BIKE PATROL SURVEY

Powered by SurveyMonkey

[San Francisco Police Department Foot and Bike Patrol Survey \(surveymonkey.com\)](#)

Implicit Bias Survey

If you recently interacted with our officers, please take some time to fill out our implicit bias survey which will measure progress in the Department's commitment to impartial policing and procedural justice.

TAKE OUR IMPLICIT BIAS SURVEY

Powered by SurveyMonkey

[San Francisco Police Department Implicit Bias](#)



TARAVAL STATION




SFPD RESOURCES

EMERGENCY: 911
 Cell Phone 911: 911 / 553-8090
 Non-Emergency: 553-0123
 Customer Service Center: 311
 SFPD 24 hour Anonymous Tip Line: 575-4444
 Chinese Tip Line: 558-5588
 Text a Tip: Tip411 (847411)
 Blessing Scam Tipline: 553-9219
 Graffiti Abatement: 311 or report online [Services | SF311](#)



TARAVAL STATION RESOURCES

- Taraval Station: 759-3100
- Captain Brien Hoo: 759-3103 - Brien.Hoo@sfgov.org
- Patrol Lieutenants: 759-3102
 (Day Watch) Lt. Cruz & Lt. Pengel. (Night Watch) A/Lt. Pai & Lt. Altamarino
- Crime Data / Subpoena Officer / Social Media: 759-3125 Ofc. Benny Lew Benny.lew@sfgov.org
- Taraval Permits/ Code Abatement: 759-3123 – Ofc. Fred Kwan Fred.Kwan@sfgov.org
- Deputy City Attorney, Neighborhood and Resident Safety Division: Christopher Whitman chris.whitman@sfcityatty.org
- Neighborhood Deputy District Attorney: TBD
- Website: www.taraval.org / Taraval Station E-mail: SFPDTaravalStation@sfgov.org
- To Reserve Our Community Room E-mail: taravalcommunityroom@sfgov.org




YOU CAN CALL 311 TO CONTACT THE DEPT. OF PUBLIC WORKS AND THE DEPT. OF PARKING AND TRAFFIC / SFMTA. YOU CAN ALSO REPORT/REQUEST:

- STREET OR SIDEWALK CLEANING
- GRAFFITI
- STREETLIGHT REPAIR
- ILLEGAL POSTINGS
- ABANDONED VEHICLES
- AND MUCH MORE... CHECK OUT THEIR WEBSITE AT SF311.ORG.

Dispose of Unwanted and Expired Medication at Taraval Station

There is a secured bin at Taraval Station where you can dispose of unwanted and expired medication at any time of the day or night. The bin will accept any type of prescription and off the shelf medication.

When disposing the medication, please leave it in the original container with your personal information crossed out or removed. You can also place the medication into a clear plastic zip top baggies. Contact the front desk officer and inform them that you want your medication dispose of. The officer will assist you. Please note that once an item that had been disposed of inside the bin, we cannot retrieve it. So make sure your ring, cell phone or anything of value is not accidentally disposed of.



OTHER RESOURCES

Dept. of Parking & Traffic: 553-1943
 DPW Dispatch 695-2020
 S.A.F.E. 553-1984

We, the members of the San Francisco Police Department, are committed to excellence in law enforcement and are dedicated to the people, traditions and diversity of our City. In order to protect life and property, prevent crime and reduce the fear of crime, we will provide service with understanding, response with compassion, performance with integrity and law enforcement with vision.