



Taraval Station Newsletter

August 01, 2022 - August 14, 2022



Inside this issue:

- 1 - Newsletter
- 2 - How to Join SFPD's Virtual Community Meeting
- 3 - Thanks for a great (National) Night Out
- 4 - Upcoming Events in the OMI
- 7 - Self-Help for the Elderly's Senior Escort Service
- 8 - August Community Meeting Agenda
- 9 - Bias-Free Policing / Not On My Watch
- 10 - Police Commendations / Complaints / Whistle-blower program
- 11 - San Francisco Resource Card
- 12 - Crime Prevention Tips for Burglary and Robbery
- 13 - Crime Definitions
- 14 - Previous Weeks Notable Incidents
- 18 - Crime Maps (Aug 01, 2022 - Aug 14, 2022)
- 21 - Domestic Violence and Elder Abuse Referral
- 22 - SF Safe Camera Program / Register your Camera with the District Attorney's Office
- 23 - Preventing Garage Door Break Ins
- 25 - Package Theft Prevention Guide
- 26 - Police Commission Disciplinary Actions Report & SFPD Published Reports
- 27 - Requesting Police Report Copy
- 28 - Community Boards
- 29 - Definition of Suspicious Activity & Community Policing
- 30 - What To Do During an Emergency
- 31 - Make the Right Call SF
- 32 - Community Surveys
- 33 - Resource Phone List

TEXT-A-TIP
TEXT 847411 (TIP411)
TYPE "SFPD" THEN
TYPE YOUR TIP



Hello Community Members and Merchants,

Many thanks to all our neighbor and residents who came out to celebrate National Night Out with us. National Night out is all about bringing together community residents, law enforcement, businesses, and civic groups. Also, a heartily thanks to all of those who donated. Your effort, generosity, and all the planning that went into making this night a huge success. See page 3 for some photos.

Join us this Thursday 8/18 for Taraval Station's Virtual Community Meeting at 6pm. Remember to register with SF Safe prior. [Meeting Registration - Zoom](#). See page 2 for more information.

- A/Captain Aaron Lozada

Compared to the same date last year, 2021; as of 08/14/22 we are currently down 26% in home and commercial burglaries. However, we are up 5% in assaults, 10% in motor vehicle theft, 3% in robberies and up 41% auto burglaries.

More info at <https://www.sanfranciscopolice.org/stay-safe/crime-data/crime-dashboard>

If you are reporting a crime in progress, dial 9-1-1(415-553-8090 on cell phones) to report fires, medical emergencies or any emergency related to public safety. To report a non-emergency incident (a crime that has already occurred and

the suspects are gone) please call the SFPD non-emergency phone number at 415-553-0123 or you can go online to file certain reports at <https://www.sanfranciscopolice.org/get-service/police-reports/file-police-report>

- Taraval Station



A/Captain Aaron Lozada
Commanding Officer
Taraval Station



Next Community Meeting:

A/Captain Arron Lozada
Thursday, August 18, 2022
6:00 PM
Virtual (via Zoom)

Thank you for subscribing to our Newsletter.

Please follow us on:

Twitter:

@SFPDTaraval

Website: <http://>



How to Join SFPD's Virtual Community Meetings

Participating in the SFPD's Community Meetings is one of the best ways San Francisco community members can engage in community policing, interact with local SFPD station leadership, and stay updated on crime trends and police activities.



RSVP to community@sfsafe.org

Start off by RSVP-ing to any SFPD Virtual Community Meeting by emailing community@sfsafe.org. Be sure to state which station you are attending or the date/time and captain's name (info included on flyer).



Complete the Registration Form

After sending the email to RSVP, SF SAFE will send you a brief registration form requesting your name, email, phone number, and questions for the captain. When filling out the form, please be sure to answer them completely and correctly. If you don't have any questions, feel free to put "none" or "N/A" so the form will go through.



Be Sure to Click "Submit"

Once the registration form is properly completed, click "**submit**" for the form to go through. A "*thank you for submitting the form*" page should appear so you know your registration was processed.



Receive Zoom Link

A few days before the Community Meeting, you will receive the Zoom link for the meeting via email, as well as a separate email confirming that the Zoom link has been sent. Please check your junk/spam mail and other folders to ensure the Zoom link doesn't end up there.

If you have any questions related to registering for the SFPD Virtual Community Meetings, please contact SF SAFE at (415) 553-1984 or email us at community@sfsafe.org



TARAVAL STATION



Thanks for a great (National) Night Out





TARAVAL STATION

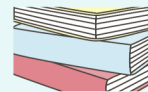


Community Cleanup & Free School Supplies!



For more information please email we.are.omi@gmail.com or call 415-729-3658

Saturday August 27th
10am-12pm at
Randolph Bright
Mini Park



Books, backpacks, school supplies for students, refreshments for all, clean up tools provided!



TARAVAL STATION



OMI Cultural Participation Project • Ocean Incubators • Friends Of The OMI Mini Parks
El Taquero SF Catering • San Francisco Public Library



JAZZ IN THE GARDENS

Lakeview/OMI • San Francisco District 11

Sunday, September 18th, 2022 • Brotherhood-Head Mini Park (Next to 319 Head Street)

Sunday, October 16th, 2022 • Ridge Lane (Next to 3 Caine Avenue)

Sunday, November 20th, 2022 • Sisterhood Gardens (116 Arch Street)

12PM - 3PM • FREE TO THE PUBLIC

Join us for outdoor smooth jazz, light Sunday brunch, and family-friendly activities in the parks, plazas and gardens of the Lakeview/OMI neighborhood. Great music, stunning views, and a perfect atmosphere for family & friends!

Contact: Maurice Rivers • 415-729-3658 / Mike Sorreli 650-416-4595





TARAVAL STATION



OMI Family Resource Center

URBAN SERVICES YMCA

Open House

Come and get to know our staff and services
while enjoying some food and music!

Friday August 26, 2022, 5 – 7pm
156 Broad St, San Francisco





Self-Help for the Elderly's Senior Escort Services 安老自助處長者護伴服務



This program is to provide escort services for AAPI seniors to activities to ensure safety on the streets in San Francisco. **Activities include visits to:**

- Medical appointments
- Banks
- Vaccination sites
- Pop up testing sites
- Senior centers
- Grocery shopping
- Laundromat

該計劃為亞太裔長者提供護伴服務，以確保在三藩市的亞太裔長者出行時的安全。
出行活動包括：

- 醫務所
- 銀行
- 疫苗接種地點
- 臨時測試新型冠狀病毒地點
- 長者活動中心
- 雜貨店
- 洗衣店

This program serving the community is funded by the City of San Francisco's Department of Disability and Aging Services. 該為社區服務的計劃是由三藩市殘障人士及長者服務部資助。

Inquiries and requests, please contact 查詢請致電:	
安老自助處 - 社會服務部 415-533-4714	三藩市殘障人士及長者服務部 415-355-6700



Self-Help for the Elderly
安老自助處

www.selfhelpelderly.org
601 Jackson Street, Basement, San Francisco, CA 94133



SAN FRANCISCO HUMAN SERVICES AGENCY
Department of Disability and Aging Services



SFPD Taraval Station Community Meeting

Thursday, August 18, 2022, 6:00 PM via Zoom

1. Captain's Report

- a. Bi-Annual Community Meeting on Officer Conduct, Citizen Complaint Process and Bias-Free Policing
- b. Crime Statistics
- c. District Issues

2. Partner Updates

- a. Supervisor's Office
- b. Police Commission
- c. Department of Police Accountability (DPA)
- d. District Attorney's Community Liaison
- e. City Attorney's Office
- f. SF SAFE

3. District Station Upcoming Events

4. Public Comments & Questions

The Next Community Meeting: *(Thursday, September 15, 2022, 6:00 PM)*





TARAVAL STATION



Bias-Free Policing

A guiding principle of the San Francisco Police Department is its commitment to treating all people with dignity, fairness, and respect. It is crucial for our members to carry out their duties in a manner free from bias and eliminate any perception of policing that appears biased. Biased policing is unsafe, unjust, and ineffective. It also alienates the public, fosters distrust of police, and undermines legitimate law enforcement efforts.

The SFPD is dedicated to ensuring our officers and professional staff provide unbiased, quality service to the diverse communities we work for. Our goal is to provide fair and positive interactions between San Francisco officers and the people we are proud to serve.



Everyone deserves to be treated fairly.

SFPD officers undergo Implicit Bias & Procedural Justice training. Our goal is ensure fair, impartial community policing.

We're dedicated to providing *Safety With Respect for All.*

Learn about our ongoing efforts to eliminate bias and increase accountability at [sanfranciscopolice.org/bias-free](https://www.sanfranciscopolice.org/bias-free).



Policía sin Sesgos

Todos merecemos ser tratados con justicia.

Los oficiales de SFPD se someten a entrenamiento de imparcialidad y justicia procesal. Nuestro objetivo es garantizar policía comunitaria justa y imparcial.

Estamos dedicados a brindar seguridad con respeto para todos.



Conozca nuestros esfuerzos para eliminar el sesgo y elevar la responsabilidad en: [sanfranciscopolice.org/bias-free](https://www.sanfranciscopolice.org/bias-free).



無偏見警務

每個人都應該得到公平的對待。

SFPD 官員接受不偏不倚的程序及正義培訓。我們的目標是確保公平公正的警務。

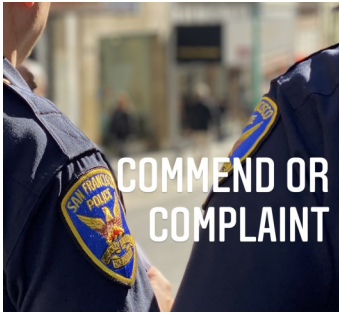
我們致力提供所有安全及尊重。



想了解更多地消除偏見並增加問責制，請上網到我們的網站 [sanfranciscopolice.org/bias-free](https://www.sanfranciscopolice.org/bias-free)。

Not on My Watch Campaign <https://www.sanfranciscopolice.org/news/sfpd-confronts-prejudice-not-my-watch-campaign>





Police Commendation

<https://www.sanfranciscopolice.org/get-service/police-commendation>

Everyone appreciates a compliment! There are several ways you can offer a compliment to our officers and civilian workers for a job well done:

You can email the Captain of the station in your neighborhood. For Taraval Station, Email eric.vintero@sfgov.org
You can contact the department’s Community Engagement Division, at: sfpdcommunityrelations@sfgov.org.

You can also write to or email Chief William Scott: SFPDChief@sfgov.org
San Francisco Police Headquarters, Chief's Office
1245 3rd Street, 6th Floor
San Francisco, CA 94158

Police Complaint

<https://www.sanfranciscopolice.org/get-service/police-complaint>

The San Francisco Police Department is committed to ensuring that all of our officers and civilian staff provide unbiased, quality service to our City’s diverse communities. Toward that goal, the SFPD and the City of San Francisco provide several ways to file a complaint.

The Department of Police Accountability is charged with impartially investigating complaints against SFPD officers and making policy recommendations regarding police practices. You can also call the DPA at [1-415-241-7711](tel:1-415-241-7711) (the TTY line is [1-415-241-7770](tel:1-415-241-7770)) or visit the Department of Police Accountability website to file a complaint at <https://sfgov.org/dpa/>.

The DPA is located at 1 South Van Ness Ave., 8th Floor, San Francisco, CA 94103.

You may also contact a department supervisor at any SFPD police station. [Each station](#) is open 24 hours a day. SFPD personnel are required to receive complaints courteously and to assist you with filing them.

The Whistleblower Program

The Whistleblower Program responds to specific allegations of administrative wrongdoing by city employees and those who do business with the city. View SFPD’s Rights and Responsibilities under California Whistleblower Laws. > <https://tinyurl.com/snqb9uv>



TARAVAL STATION



Whether you live in a single family home, condo, or a large apartment complex in San Francisco, there are a number of ways you can keep your residence safe and secure.

Department of Police Accountability

(415) 241-7711
sfdpa@sfgov.org



City Services & Questions

3-1-1



Municipal Transportation Agency (MTA)

311 or (415) 701-2311
MTABoard@sfmta.com



Emergencies

9-1-1



Non-Emergency Line

(415) 553-0123



Anonymous Tip Line

(415) 575-4444



SFPD Taraval Station

(415) 759-3100

SFPDTaravalStation@sfgov.org



San Francisco SAFE

(415) 553-1984

www.sfsafe.org



City Attorney's Office

(415) 554-4700

cityattorney@sfcityatty.org



www.sfsafe.org | (415) 553-1984

SAN FRANCISCO RESOURCE CARD

Sup. Gordon Mar

(415) 554-7460
marstaff@sfgov.org



Sup. Dean Preston

(415) 554-7630
prestonstaff@sfgov.org



Mayor's Office

(415) 554-6141
MayorLondonBreed@sfgov.org



Police Commission

(415) 837-7070
sfpd.commission@sfgov.org



Sup. Myrna Melgar

(415) 554-6516
melgarstaff@sfgov.org



Sup. Ahsha Safai

(415) 554-6975
Ahsha.Safai@sfgov.org



District Attorney's Office

(628) 652-4000
districtattorney@sfgov.org



Department of Public Works

(628) 271-3160
dpw@sfdpw.org



Department of Homelessness & Supportive Housing

(628) 652-7700
dhsh@sfgov.org





CRIME PREVENTION TIPS FOR BURGLARY



Emergency
Phone 9-1-1

Non-Emergency
Phone 415-553-0123

City Service Center
Phone 3-1-1

- Never leave your home doors unlocked or open. Use dead bolt locks, they are a great deterrent to burglars.
- When you leave, close and lock your windows. Many burglars enter homes and apartments through open windows. Windows on or near fire escapes should remain locked.
- Don't "buzz" strangers in. Don't permit unexpected utility workers, deliverymen, or strangers into your home. Ask them for their I.D. and phone number to their office. Call 911 if you are not sure of their identity. Call the police to report suspicious activity.
- Give your home or apartment an "occupied look." Lights or a radio on automatic times may help deter burglars. Bright motion activated lights are a good deterrent as well.
- Install security cameras or burglar alarms. Most are DIY with easy installation and are assessable with an app on your smart phone.
- If you park your car inside your garage, lock the car doors. Burglars will steal garage door openers and come back when you are not home.
- Trim shrubs and branches away from doors and windows for better visibility.



CRIME PREVENTION TIPS FOR ROBBERY



Emergency
Phone 9-1-1

Non-Emergency
Phone 415-553-0123

City Service Center
Phone 3-1-1

- Trust your instincts. If you sense trouble, get away as soon as possible.
- Show confidence. Walk at a steady pace, keep your head up and avoid carrying lots of packages...It can make you look defenseless.
- Don't look like an easy target. Robbers want someone who will provide the least resistance. If you look like you know where you are going, walk with your head up and eyes alert, you will most likely be left alone.
- Be observant.
- Remain alert and observe the people around you. Know who is walking behind and in front of you. Things to watch for include suspicious persons, people just loitering around or vehicles.
- Be aware of your surroundings. If you think you are being followed, go to a crowded area.
- Walk in well-lit areas. If possible, do not walk alone.
- Do not carry large amounts of money.
- Carry keys in your hand.



Crime Definitions

Robbery – The taking or attempting to take anything of value from the care, custody, or control of a person or persons by force or threat of force or violence and/or by putting the victim in fear

Assault – An assault is an unlawful attempt, coupled with the present ability, to commit a violent injury on another person.

Battery - (Misdemeanor battery) is any willful and unlawful touching of another. (Felony battery) is the use of force or violence upon the person of another that causes serious bodily injury.

***Assault** is when a person swings their arm and **battery** is when that arm makes contact with another person.

Aggravated Assault – An unlawful attack by one person upon another for the purpose of inflicting severe or aggravated bodily injury. This type of assault usually is accompanied by the use of a weapon or by means likely to produce death or great bodily harm.

Burglary – The intent upon entry into a property to commit grand theft, petty theft, or any felony.

Grand Theft – Grand theft is theft committed when the value of the money, labor, or property taken exceeds \$950.

Petty Theft – Theft where the value of the property taken is less than \$950.





Previous Week Notable Incidents

*** Not all crimes are reported in the daily report, addresses shown are the "Unit Block" where the incident took place.

Daily Crime Report :: Mon – August 01, 2022

Trespassing – Warrant Arrest – Case# 220511429

4:48 pm

1200 Ocean Ave

Officers responded to a library, regarding a suspect who had a history of trespassing. The suspect had been previously warned against returning to the library due to being hostile and aggressive towards employees and patrons. Responding officers detained the suspect and a computer check revealed an arrest warrant. **The suspect was arrested.**

Daily Crime Report :: Tue – August 02, 2022

trespassing – Resisting Arrest – Case# 220513776

4:09 pm

1200 Taraval St

Officer responded to a report of a trespasser. The victim reported that the suspect had walked into the business without an appointment and was asked to leave. The suspect refused and proceeded to cause a disturbance and harass both the victim and the staff. Responding officers detained the suspect and **cited him**, despite the suspect's initial refusal to cooperate.

Possession of a Air Gun – Case# 220512524

7:15 am

400 Buckingham Way

Officers responded to a report of the suspect observed sleeping next to a rifle. Responding officers arrived at the location and removed the rifle, which was later identified as an air rifle. After further investigation, **the suspect was cited.**

Daily Crime Report :: Wed – August 03, 2022

No notable incidents for this day. For more information, Go to <http://www.taraval.org/?p=20789>

Daily Crime Report :: Thu – August 04, 2022

Assault – Case# 220519558

6:20 pm

1300 47th Ave

Officers responded to a report of a fight, which had occurred between family members. The victim was kicked in the face by the suspect. After further investigation, **the suspect was arrested.**

Violation of a Court Order – Case# 220518049 220516805

3600 Taraval St

Officers responded to a report of a suspect who was in violation of a court order. Responding officers located the suspect and after further investigation, **the suspect was arrested for two violations.**



Previous Week Notable Incidents (Cont.)

Daily Crime Report :: Fri – August 05, 2022

Robbery – Case# 220522040

8:08 PM

3200 20TH Ave

Officers responded to a report of a robbery. The victim, a juvenile, reported that they had been in the food court when six suspects, also juveniles, took an AirPods out of the victim's ears before demanding the other one. The victim fearfully gave the suspects the second AirPods.

Daily Crime Report :: Sat – August 06, 2022

Arson- Case# 220522761

2:17 am

2000 Great Hwy

Officers responded to a report of a vehicle fire, which was later extinguished by SFFD.

Assault – Case# 220523678

2:16 pm

Lincoln Way & Great Hwy

The victim told the officers that she heard unintelligible shouting from outside her camper. The victim investigated and observed the suspect, who was upset. The suspect then sprayed an unknown substance at the victim before walking away.

Vandalism – Case# 220524983

10:15 pm

Ocean Ave & Fairfield Way

Officers responded to a report of a suspect throwing items. The victim reported that they had been driving when they observed the suspect in the middle of the street. The victim slowed their vehicle down and the suspect threw a bicycle at the vehicle before jumping on the vehicle and damaging it.

Daily Crime Report :: Mon – August 08, 2022

No notable incidents for this day. For more information, Go to <http://www.taraval.org/?p=20806>

Daily Crime Report :: Tue – August 09, 2022

Robbery – Case# 220532099

5:01 pm

Lee Ave & Holloway Ave

Officers responded to a report of a robbery. The victim, a USPS employee, reported that they had parked their vehicle when two suspects approached with a firearm. The suspects then stole the victim's cell phone, USPS packages and mail. The incident was also reported to USPS postal inspectors. The suspects and vehicle were later detained and placed in custody.



Previous Week Notable Incidents (Cont.)

Daily Crime Report :: Wed – August 10, 2022

Discharging a Firearm – Case# 220535695

10:38 pm

500 Lakeview Ave

Officers responded to a report of gunshots being fired. Responding officers arrived and located two fired cartridges but did not find related damages. There were no reports of injuries.

Daily Crime Report :: Thu – August 11, 2022

No notable incidents for this day. For more information, Go to <http://www.taraval.org/?p=20818>

Daily Crime Report :: Fri – August 12, 2022

Vandalism – Warrant Arrest – Case# 220539669

12:50 pm

200 Eucalyptus Dr

Officers responded to a report of a suspect who was throwing knives, behind a school. The victim stated that the suspect had also broken one of the school's windows. Responding officers arrived at the location and observed the suspect throwing butter knives. The suspect was detained without incident. A computer check revealed an arrest warrant. **The suspect was arrested.**

Suspended Driver's License – Case# 220540155

3:42 pm

1800 20th Ave

Officers responded to a report of an argument between a delivery driver and DPT, who later declined to press charges. A computer check revealed that the delivery driver did not have a valid driver's license. After further investigation, **the driver was cited.**

Daily Crime Report :: Sat – August 13, 2022

Battery – Case# 220542383

1:55 pm

2900 San Jose Ave

Officers responded to a report of a battery. The victim reported that she was in a cab when the driver, the suspect, wanted more money for her to reach her destination. The victim attempted to pay with a credit card, but the driver refused. The suspect then punched the victim before pulling them out of the cab.

Warrant Arrest – Violation of a Court Order – Case# 220542026

10:52 am

Ortega St & 19th Ave

Officers responded to a report of a suspect engaged in a verbal argument with the victims, the suspect's relatives, despite a restraining order against approaching the victims. A computer check also revealed an arrest warrant. **The suspect was arrested.**



Previous Week Notable Incidents (Cont.)

Daily Crime Report :: Sun – August 14, 2022

Battery – Case# 220544436

2:58 pm

3100 Quintara St

Officers responded to a report of a battery. Responding officers investigated the incident and determined that both subjects initiated in mutual combat.

Daily Crime Reports

Do you want to know what happens daily in the District?

Read more at <http://www.taraval.org/?cat=14>

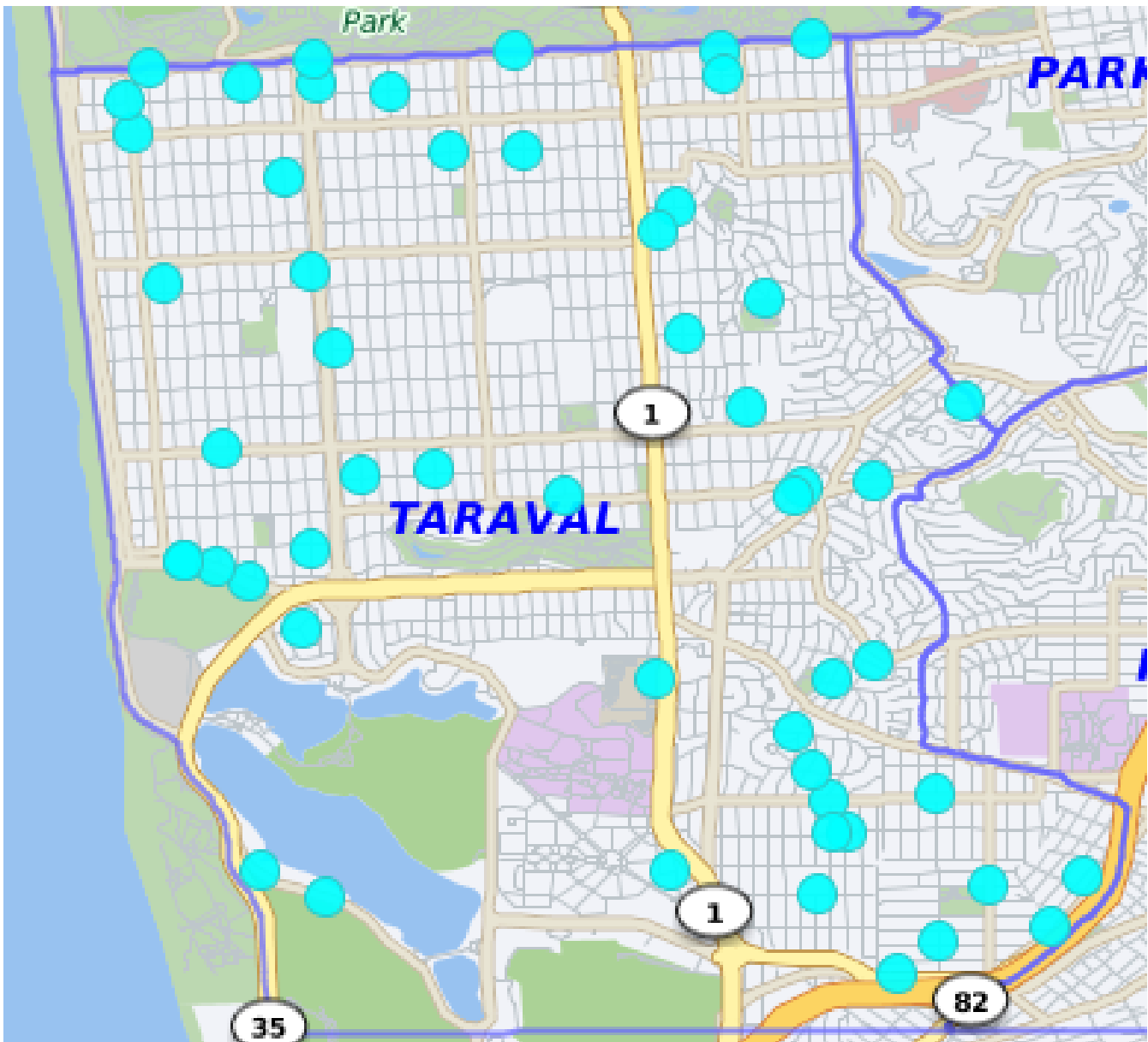


TARAVAL STATION



Auto Burglaries 08/01/22 – 08/14/22

Auto Burglaries	59
-----------------	----



If the dots does not add up to the number, there may be multiple incidents with the same address.

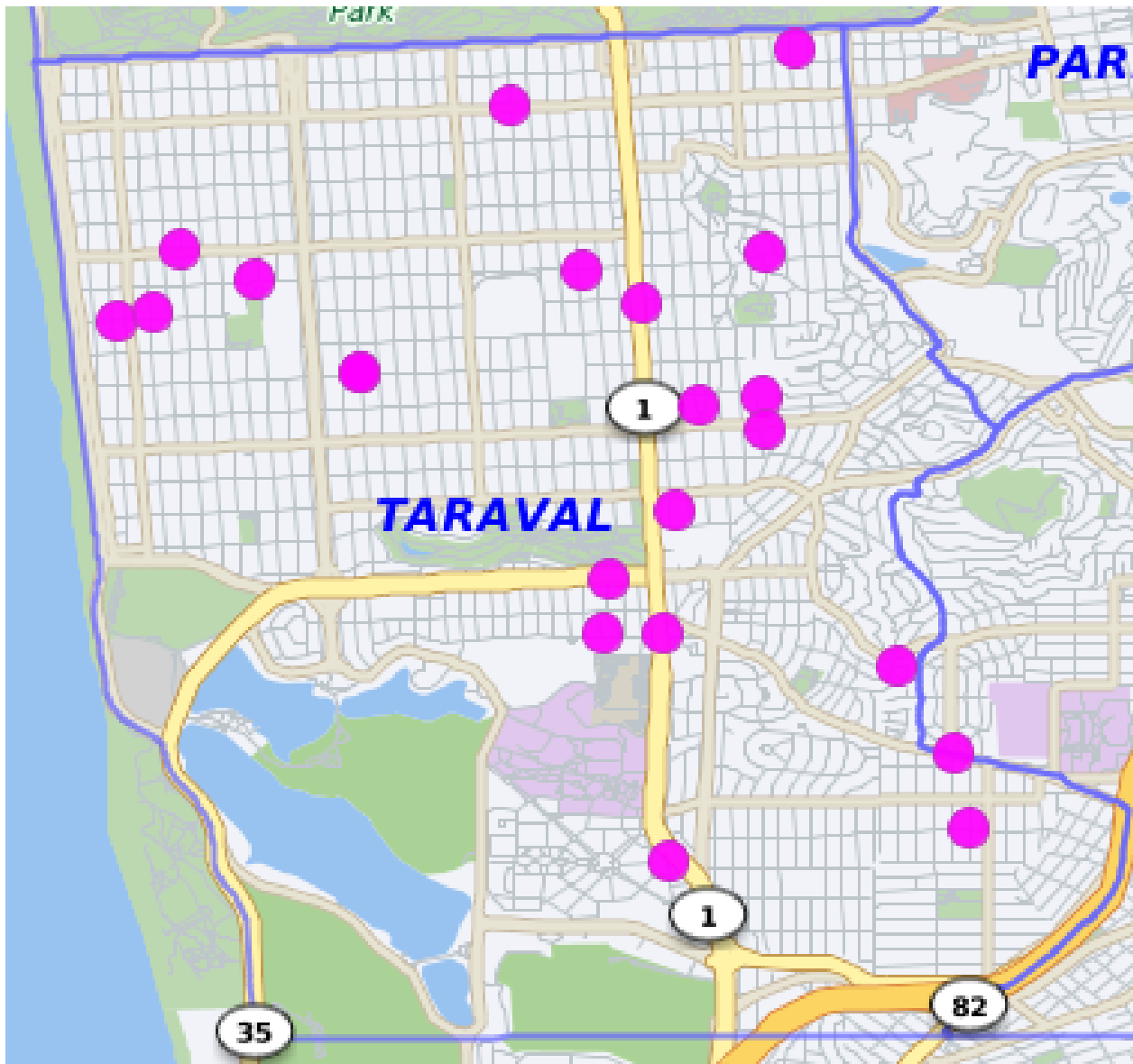
*Note: The map accurately reflects the information available at the time of preparation. Numbers may or may not change as more information becomes available. *Production date 08/16/22 - 0800 hrs*



Commercial and Residential Burglaries

08/01/22 – 08/14/22

BURGLARY	Attempted Forcible Entry	6
	Forcible Entry	12
	Unlawful Entry - No force	4
		22



If the dots does not add up to the number, there may be multiple incidents with the same address.

*Note: The map accurately reflects the information available at the time of preparation. Numbers may or may not change as more information becomes available. *Production date 08/16/22 - 0800 hrs*

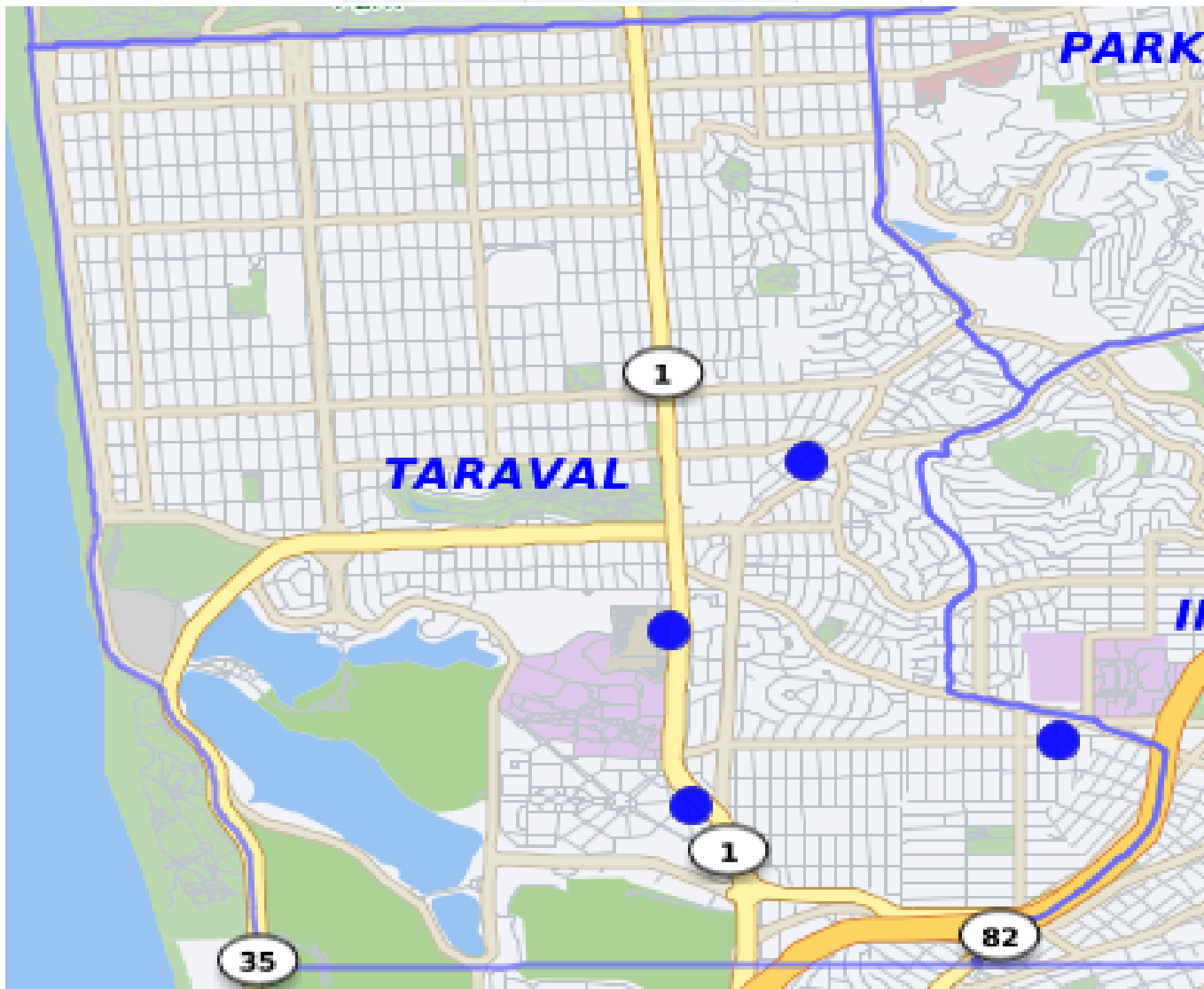


TARAVAL STATION



Robbery 08/01/22 – 0/14/22

ROBBERY	Firearm	1
	Knife or Cutting Instrument	0
	Other Dangerous Weapon	0
	Strongarm (no weapon)	3
		4



If the dots does not add up to the number, there may be multiple incidents with the same address.

*Note: The map accurately reflects the information available at the time of preparation. Numbers may or may not change as more information becomes available. *Production date 08/16/22 - 0800 hrs*



Domestic Violence

Domestic violence and abuse involve people in a relationship, whether they're married, living together, dating, separated, LGBTQ+ or straight. Domestic violence and abuse can include psychological mistreatment such as name-calling or insults, stalking and harassing behavior, isolating a partner in the home, withholding money or outright assault.

-Remember: Domestic violence is never okay. It is not your fault and help is available.

If you are the victim of domestic violence, call:

[9-1-1](#) in an emergency

[1-415-553-0123](#) for SFPD non-emergency support

[2-1-1](#) for a multilingual directory of community services

[1-877-503-1850](#) for [La Casa de las Madres](#), a 24-hour crisis support group that works closely with the SFPD

[1-800-799-7233](#) for the National Domestic Violence Hotline

You can also talk to your doctor. Most healthcare providers are trained to report domestic abuse and offer help to the victims. Be aware that they are also required by law to report such crimes.

San Francisco police are here to help

The SFPD Special Victims Unit (SVU) is located at 850 Bryant Street, fifth floor, and is open Monday through Friday, 8:00 AM to 5:00 PM, [1-415-553-9225](#). We investigate all felony arrest cases involving domestic abuse against minors and adults and bring cases to the District Attorney's office for prosecution.

We also investigate cases in which arrests have not been made. If you are a victim in a case in which there has been no arrest, we will call to advise you on your next steps and what services may be available. Please remember to notify us if you do not want us to leave a message.

The SFPD works closely with [La Casa de las Madres](#). La Casa offers crisis response and support services including counseling and shelter to domestic violence victims.

Under CA Family Code § 6228, incident reports requested by a victim or their representative for the alleged crimes of domestic violence, sexual assault, stalking, human trafficking, and abuse of an elder or dependent adult are entitled to receive copies within five working days of the request, unless good cause for delay exists. If good cause exists, reports shall be released no later than ten working days after request is made. Contact SFPD's Crime Information Services Unit (CISU) at [1-415-575-7232](#) for assistance.

More resources:

A [list](#) of shelters, hotlines, & programs in San Francisco

Domestic violence information from the [San Francisco Department of Health](#)

Elder Abuse

Elder abuse can take many forms. It can include physical abuse, emotional abuse, neglect, abandonment, sexual abuse or financial abuse. The abusers may be the elders' family members or caregivers.

Warning signs of elder abuse

- Depression or confusion
- Unexplained bruises, burns, or scars
- Weight loss for no apparent reason
- Signs of trauma, such as rocking back and forth
- Agitated, violent or seems withdrawn
- Disheveled, with unwashed hair or dirty clothes
- Bed sores or other preventable conditions
- Recent or sudden financial loss

If you are an elder who is being mistreated or you know an elder showing signs of abuse, call:

[9-1-1](#) in an emergency

[2-1-1](#) for a multilingual directory of Bay Area community services

[1-415-553-0123](#) for SFPD non-emergency support

[1-800-971-0016](#) for the Friendship Line at the Institute on Aging

San Francisco police are here to help

The SFPD SVU investigates all felony arrest cases involving abuse and neglect involving someone 65 years or older or a dependent adult between the ages of 18 and 64. We also review non-arrest and misdemeanor cases and send them to the District Attorney if warranted. SVU is located at 850 Bryant Street, fifth floor, and is open Monday through Friday, 8:00 AM to 5:00 PM, [1-415-553-9225](#).

For more information on elder abuse:

The [National Institute on Aging](#) provides extensive information on elder abuse;

The Eldercare Locator, reachable by phone at [1-800-677-1116](#), offers support programs for elders in your community.



SF SAFE CITY CAMERA PROGRAM



Through the SF SAFE City Camera Program, we address public safety needs and help reduce crime through collaboration.

By partnering with community stakeholders, such as local merchant associations, businesses, and community residents from San Francisco's high trafficked neighborhoods, commercial corridors, and our City government, we identify specific needs, install public safety cameras and create, develop, and implement safety plans with a meaningful community-led and community-driven process.

Through this program, SF SAFE targets high-risk and high-traffic city blocks comprising about 20-30 businesses or residential areas for the installation of high definition security cameras and surveillance technology. Typically, a coverage area of about 18-24 camera views per corridor is provided. Camera installation projects for commercial corridors take about 12 weeks from start to finish and encompass outreach, assessment, mapping and system installation. We work with technology vendors as the technology solutions and data privacy provider for this program, accountable to the most stringent level of self-imposed policy standards.

In addition to the security cameras acting as a visible crime deterrent, the footage is an extraordinary tool in assisting businesses and community members in the investigation of criminal activity if/when any occur. This program levels the playing field, holding all involved accountable, creating an equitable and true evidence chain for investigators and public defenders alike, as an innovative alternative policing tool empowering communities to take ownership over their own public safety needs.

To learn more about the SF SAFE City Camera Program, email sfsafecitycameraprogram@sfsafe.org.



SAN FRANCISCO DISTRICT ATTORNEY

Register Your Camera

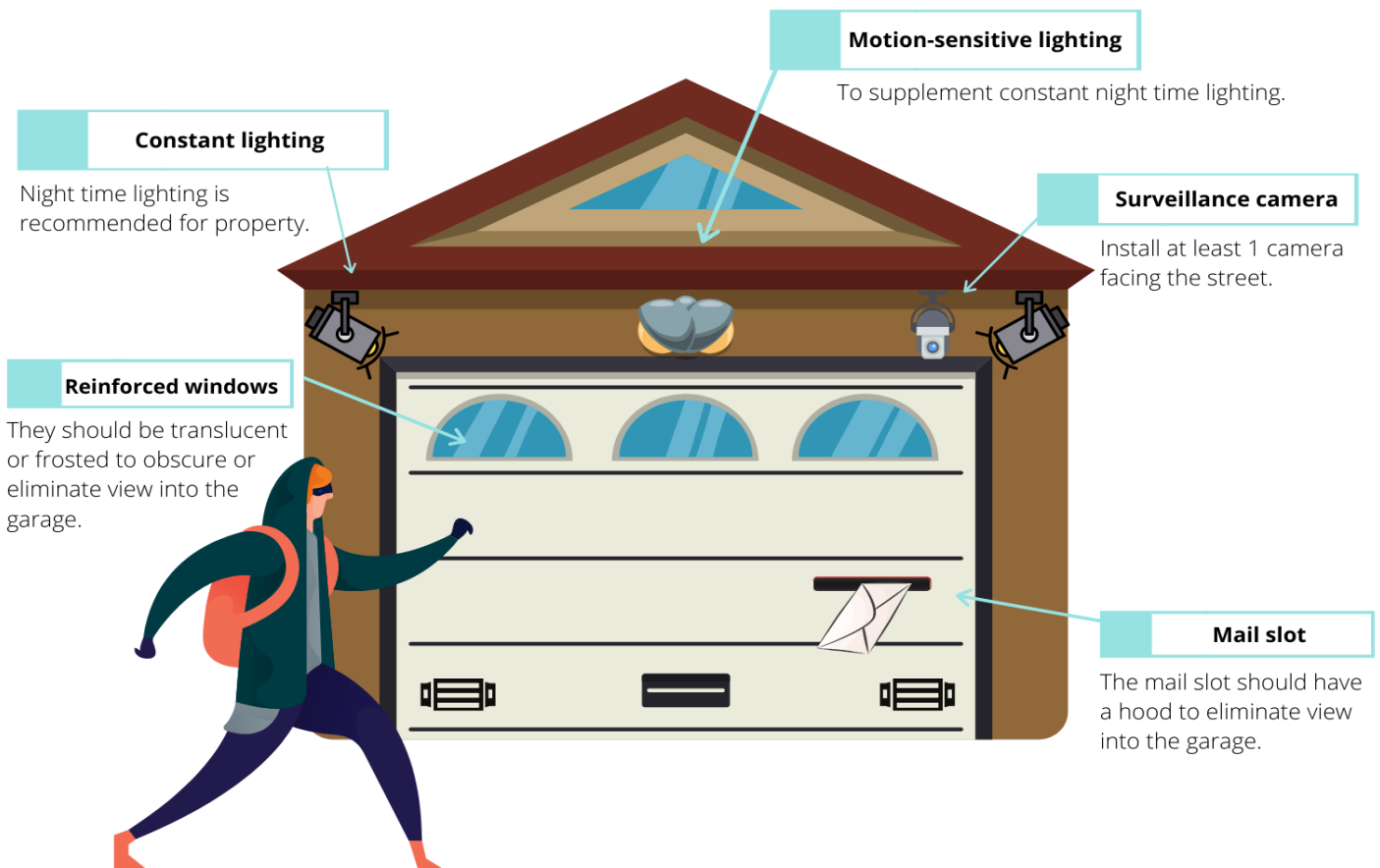
The San Francisco District Attorney's Office invites you to register your security camera below. The goal of the program is to deter crime and promote public safety through collaboration between the San Francisco District Attorney's Office and the communities we serve. Please complete and submit all fields below, and carefully review the Policy & Terms of Use.

[Register Your Camera – San Francisco District Attorney \(sfdistrictattorney.org\)](https://sfdistrictattorney.org)



PREVENT GARAGE DOOR BREAK-INS

ANATOMY OF A SAFE GARAGE



Your home is only as safe as its weakest entry point.

Your garage is an important part of your home and securing your garage is one of the most essential steps to securing your entire home. It is always recommended to regularly check and update your home's security system and safety measures.

For more information, please contact SF SAFE at (415) 553-1984 or visit sfsafe.org.



PREVENT GARAGE DOOR BREAK-INS



Garages can sometimes be the most vulnerable area of the home and they are often the entry point most targeted by thieves because of the easy access to the home. Here are some tips to help secure your garage and protect it from theft.



ALWAYS CLOSE YOUR GARAGE DOOR

This may seem obvious, but just drive through any residential neighborhood and you'll likely see a few wide-open garage doors. This is an invitation to burglars and at the very least, you're allowing passersby to easily view the contents of your garage.



INSTALL MOTION-SENSITIVE LIGHTS

Homes and garages with poor exterior lighting become more appealing targets for burglars. Ensure all entry points are well-lit. Constant lighting supplemented by motion sensitive lighting is best.



REINFORCE THE GLASS ON THE GARAGE DOOR

Add vinyl adhesive to reinforce garage windows. You can also opt for a frosted or translucent glass design to allow sunlight in while obscuring contents inside.



DON'T LEAVE GARAGE DOOR REMOTE IN YOUR CAR

A garage door remote is basically another key into your home and thieves won't hesitate to use it if they find it. Opt to use a remote on a keychain.



INSTALL AN INTERIOR MANUAL GARAGE DOOR LOCK

When leaving on a vacation or for extended periods of time, disconnect automatic door motor and install a manual lock.



TIE EMERGENCY RELEASE CORD

Tying your emergency release cord into a small ball will make it more difficult to reach by thieves who manage to break the garage windows.



INSTALL SURVEILLANCE CAMERAS

There should be at least 1 exterior mounted camera facing the street and registered with the D.A.'s office.



SECURE ANY VALUABLES

Keep all tools in cabinet systems with locks and be sure to hang and lock any bicycles. As much as possible, try to avoid keeping valuable items in the garage or inside vehicles.



HAVE A QUALITY, FUNCTIONING GARAGE DOOR

Garage doors should be as secure, sturdy, and well-built as your front door and should remain in good condition and tight fitting. Deadbolts should also be added to the garage-to-house door.



INSTALL INTERIOR MAIL SLOT HOOD COVER

If the garage door is equipped with a mail slot, a hood cover will prevent any view into the garage and its contents, eliminating enticement to enter.

For additional information, please contact SF SAFE at (415) 553-1984 or visit sfsafe.org



With the Covid-19 restrictions lifting in phases and many of us are starting to venture out again, here are some Package Theft Prevention Guide from SFSafe to help prevent your packages from being stolen.



PACKAGE THEFT PREVENTION GUIDE



WON'T BE HOME?

Use the "Hold Package" option at USPS.com to have packages held at location post office for pick up. You can also arrange for neighborhoods to pick up any packages that might be delivered.



CUSTOMIZE DELIVERIES

Customize deliveries by adding specific delivery instructions using USPS.com and your tracking number. You can also schedule packages to arrive when you are home or reroute packages.



USE SPECIAL SERVICES

Use USPS special services like *Signature Confirmation* or *Registered Mail* to add a layer of security.



DELIVER TO SECURE LOCATIONS

Send packages to secure locations such as Amazon Lockers, FedEx and UPS locations, P.O. Boxes, and local post office.



REQUEST NONDESCRIPT PACKAGING

When completing your online order, opt for packaging that conceals the item or select the 'gift' option to ensure package arrives in a plain box especially when ordering from a high-end store.



USE MODERN ALTERNATIVES

Take advantage of contemporary options like smart lockers, lockboxes, cameras, motion detection lighting, alarms like Package Guard, and services like Doorman.



NETWORK WITH NEIGHBORS

Neighborhood groups on social media or community apps can provide a system for reporting suspicious activity. This is also a good way to keep your deliveries and neighborhood secure.



PORCH AREA VISIBILITY

Keep the porch area clear and visible. The more likely a would-be thief is to be seen, the more likely they are to choose another target.





Police Commission Disciplinary Actions "Veronese" Reports

Quarterly Disciplinary Review Board report is located at:

<https://sfgov.org/policecommission/police-commission-disciplinary-actions-veronese-reports>

Published Reports

Information to the community on Use of Force, Early Intervention System, FDRB Reports, Reports on IAD and Police Commission Sustained Complaints and Sworn Demographics and General information regarding the investigation of Officer Involved Shootings, including the Quarterly Update on Officer Involved Shooting Investigations located at:

<https://www.sanfranciscopolice.org/your-sfpd/published-reports>

Department Published Reports

Use of Force, Stops & Arrests

The [Quarterly Report on Arrests, Uses of Force and Stop Data](#) is published quarterly per section 96.A.3 of the San Francisco Administrative Code.

Firearms Discharges

Every time an officer discharges their weapon, no matter the circumstance, the Department convenes the Firearms Discharge Review Board (FDRB) per [DGO 3.10](#). The FDRB meets as needed quarterly, and [findings of the FDRB](#) are presented to the San Francisco Police Commission.

Early Intervention System

The San Francisco Police Department's Early Intervention System (EIS) is a structured system that identifies and manages behaviors that result in performance related problems by individual members. The EIS system, per [DGO 3.19](#), is a non-disciplinary intervention to assist members in professional development. [EIS publishes reports quarterly](#).

Officer Involved Shootings (OIS) Historical Data

Officer Involved Shootings, Suspect-Involved, 2009 – 2019

SFPD updates the [yearly statistics](#) for the Officer Involved Shootings (OIS) Historical Data each year in February for the prior year.

Memorandum of Understanding (MOU) between the San Francisco District Attorney's Office and the San Francisco Police Department

The [MOU](#) outlines the agreement between the San Francisco District Attorney's Office and the San Francisco Police Department regarding the procedures for the criminal investigation of "Covered Incidents" to determine if an officer committed a criminal offense.

Historical Traffic Stops Reports

The Department previously used eStop to collect information on traffic stops. On July 1, 2018, the Department discontinued the use of eStop and began using the State of California's Stop Data Collection System (SDCS). Current stop data collection can be found in the [quarterly 96a Use of Force/Encounter Report for the correlating quarter](#).



Request a Police Incident Report Copy

The San Francisco Police Department is concerned for your health and safety, especially during the COVID-19 pandemic. We have closed our in person request window at Police Headquarters (1245 3rd Street) to adhere to social distancing recommendations and to minimize exposure to the coronavirus. Please note copies of Police Incident Reports **ARE NOT** available from Police Stations. **Obtaining a copy of your report is FREE.** See options below to request a police report.



I WOULD LIKE TO REQUEST A COPY OF MY POLICE REPORT

REPORTS ARE NOT TO BE RELEASED AT DISTRICT STATIONS



1	<p>Determine the type of report and whom is requesting:</p> <ul style="list-style-type: none"> • Victim of a DV, Sexual Assault, Stalking, Elder Abuse, or Human Trafficking – Go to Step 2 • General Crime or Collision Report – Go to step 3 • Public Information or Voluminous Requests– Go to Step 4 • Media requests direct to Media Relations 415-837-7395 or sfmediarelations@sfgov.org
2	<p>Station personnel are not authorized to release this report to the public. The release will be facilitated through CISU only (sfpd.records@sfgov.org)</p> <p>Victim of DV, Sexual Assault, Stalking, Elder Abuse, or Human Trafficking</p> <ol style="list-style-type: none"> 1. Provide SFPD Form 591 (appropriate language version) to requestor. 2. During business hours (0800 hrs. to 1700 hrs. Monday – Friday) Call CISU 415-575-7232 and ask to speak with a Supervisor. They will walk you through next steps. 3. NOT during business hours (1800 hrs. to 0800 hrs. or anytime Saturday and Sunday), notify the requestor that they may mail, email or provide form to CISU in person. CISU will process the request within 5 business days. <p>CISU is located at Police Headquarters 1245 3rd Street, Main Floor Lobby. CISU is open to the public from 0800 hrs. to 1700 hrs. Monday – Friday.</p> <p>For more info go to SFPD website → Get Service → Obtain a Police Report or Traffic Collision Report → Domestic Violence, Sexual Assault, Stalking, Human Trafficking, Elder Abuse</p> <p>**Note to Station: On occasion CISU may contact Station personnel to facilitate the validation of an individual's identification. CISU will provide instruction at time of contact.</p>
3	<p>Station personnel are not authorized to release this report to the public. The release will be facilitated through CISU only (sfpd.records@sfgov.org)</p> <ol style="list-style-type: none"> 1. General Crime: Provide SFPD Form 491E (or appropriate language version) to requestor. They may mail, email or provide form to CISU in person. CISU will process the request within 10 calendar days 2. Collision report (Hit & Run, Drunk Driving and Personal Injury cases): Provide SFPD Form 491E (or appropriate language version) to requestor. Generally, a Collision report is not available until a minimum of 5 days after the date of the incident. <p>For more info go to SFPD website → Get Service → Obtain a Police Report or Traffic Collision Report</p>
4	<p>Public Information or Voluminous Requests or requests for incident photos, video, body camera footage, statements, etc. direct them to make a Public Records Request via:</p> <p>https://www.sanfranciscopolice.org/get-service/public-records-request</p>

SFPD 602



Community Boards Conflict Resolution Center

601 Van Ness Avenue, Suite #2040, San Francisco, CA 94102

(415) 920-3820 ◦ CommunityBoards.org

WHAT IS MEDIATION?

Mediation is a confidential and voluntary meeting where people discuss difficulties they are having with each other assisted by impartial third-parties, our Community Mediators.

Mediators help people come up with workable and lasting solutions. They do not give advice or make judgments. The goal is to help everyone feel heard, understood and respected.

IS THIS YOUR PROBLEM?

- Noise disturbance
- Landlord & tenant disputes
- Roommate disagreements
- Family conflicts
- Neighbor issues
- Communication breakdowns
- Harassment
- Tree & vegetation care
- Fence maintenance
- Property repairs
- Pet problems
- Parking issues
- Vandalism or graffiti
- Or something else?

Start Your Mediation Today!

¿QUÉ ES LA MEDIACIÓN?

La mediación es una reunión de tipo voluntario y confidencial, en donde las personas que se encuentran en dificultades con otras se reúnen para discutir entre ellas con la ayuda imparcial de terceras personas, las cuales son nuestros mediadores comunitarios.

Los mediadores ayudan a la gente a encontrar soluciones prácticas y duraderas. Los mediadores no dan consejos ni hacen juicios. El objetivo es ayudar a todos a sentirse escuchados, comprendidos y respetados.

¿ES ÉSTE SU PROBLEMA?

- Bulla, ruido
- Disputas entre propietarios e inquilinos
- Desacuerdos entre compañeros de cuarto
- Conflictos familiares
- Problemas de vecinos
- Interrupciones de la comunicación
- Acoso, hostigamiento
- Cuidado de la vegetación
- Cuidado de la cerca
- Reparaciones de propiedades
- Problemas con las mascotas
- Problemas con el estacionamiento
- Vandalismo o graffiti
- Otros problemas

¡Inicie hoy su mediación!

何謂調解?

調解是一種另類解決爭議的方法，由獨立第三者（我們的社區調解員）協助調解爭議雙方的矛盾。調解過程是完全自願及保密的。

調解員協助當事人通過談判尋求共同所能接受的最終解決方案。調解員是客觀的，不會參與自己的意見，或者判斷。除了解決矛盾，調解的目的是讓當事人雙方覺得他們的問題被重視，理解和尊重。

您是否遇到過以下的問題?

- 噪音干擾
- 業主與租客的糾紛
- 室友分歧
- 家庭衝突
- 鄰居關係
- 溝通障礙
- 騷擾
- 花木樹草的護理
- 護欄維修
- 物業維修
- 寵物問題
- 停車問題
- 惡意破壞或塗鴉
- 其他問題

今天開始調解!



Definition of Suspicious Activity

Suspicious activity is any observed behavior that could indicate a crime-related incident has been committed, or about to be committed. Unusual items or situations: A vehicle is parked in an odd location, a package/luggage is unattended, a window/door is open that is usually closed, or other out-of-the-ordinary situations occur.

Examples of Suspicious Activity:

- An individual peering into vehicles, to try, and locate any valuables left unattended.
- An individual trying door handles to vehicles, and/or residences to gain access to the vehicle and/ or residence.
- An individual checking front doors of residences to locate any unattended packages or individuals following delivery trucks to see where the truck is dropping off packages.
- Please dial 911 to report crimes in progress, suspicious activity or for life threatening emergencies. If it is not an emergency, dial (415) 553-0123.



**See something.
Say something.**

Definition of Community Policing

Community policing, or community-oriented policing, is a strategy of policing that focuses on police building ties and working closely with members of the communities.

Homeless Outreach and Outreach to Drug Users:

Taraval Station has two officers that coordinate with city agencies to provide outreach and assistance to rehabilitate those who are dependent on illegal drugs and outreach to homeless individuals to connect them with resources and support.

Foot Patrols:

Taraval Station has 3 foot beat locations. These officers are assigned to Irving St, West Portal Ave and Ocean Ave.

Monthly Police Community Relations Meetings:

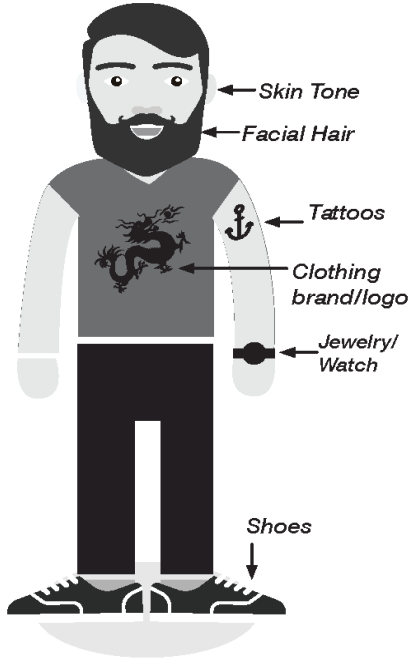
Monthly community meeting are currently on hold due to the current situation, we will update everyone with the date and location of our next meeting. Stay tune for more info.

Email Updates:

Taraval Station will send out newsletter updates to residents in the District that alerts residents of crime trends, upcoming community events, crime prevention tips, and information on how to contact officers at the District Station.



Describe Me!



How to Describe a Suspect

Providing a detailed description of a criminal suspect can help solve crimes in San Francisco. Suspects can easily change their appearance with a hat, jacket or glasses. It is important to be mindful of unique characteristics such as body markings, tattoos, shoes and specific clothing markings, like logos.

Note the Following Unique Characteristics:

Race _____ Sex _____ Age _____ Height _____ Weight _____

Hair _____ Eyes _____ Complexion _____

- Physical Characteristics (slight or heavy build, scars, marks, tattoos, manner of walk, mustache, glasses) _____
- Clothing (type and color, logos or brand names, shoes, jewelry, accessories) _____
- Weapon (type of weapon used by the suspect: rifle, shotgun, automatic, revolver, knife) _____
- Remarks (note anything the suspect says, accent, any names used) _____
- Means of Escape (vehicle or foot, license plate number, year, make, model, color, traveling in which direction) _____

If it's safe, take a photo of the suspect, vehicle, license plate number, etc.

What to Do During an Emergency



How to Call 911 in an Emergency

- Remain Calm and **Dial 911** Immediately
 - **WHEN** to Dial 911
 - If a crime is posing an immediate threat to you or others
 - If there is a medical emergency
 - If the incident is in progress
 - If the incident just occurred and you know where the suspect is
- State the following information:
 - **WHERE** the incident is happening and **WHAT** is occurring, for example: *"I'm at 1234 Market Street and I've just been robbed"*
 - Tell the operator if you are in immediate danger or are being threatened
 - Be **brief, clear** and **accurate**
- As long as it is safe, stay on the line and answer the operator's questions
- Describe each suspect separately from head to toe (*see more information on the back of this card*)

Other Methods of Reporting

- To file a report online, visit sanfranciscopolice.org/Reports
- For TTY users, pressing the space bar every few seconds will help your call be recognized faster
- For non-emergency reporting, dial 311 or 415-553-0123 within SF or 415-701-2311 outside SF
- To call SFPD dispatch directly, dial 415-553-8090

When in doubt, call 911





Make the Right Call SF

Make the right call. Keep 9-1-1 available for emergencies.

9-1-1

Police, Fire & Medical

Available 24/7

Is there a danger to life, property or the environment?

Is there a crime in progress?

Is someone having a medical emergency and needs immediate assistance?

Is there a fire?

If you answered YES to any of these questions, immediately call 9-1-1.

3-1-1

City Services & Information

Available 24/7

Police reports for crimes not in progress such as:

-Auto Burglaries

-Petty Theft

-Vandalism

Report graffiti, potholes, abandoned vehicles, or blocked driveways.

Garbage and recycling services

Street and park maintenance

Property Tax Payments

Birth Certificates

Marriage Licenses

Business Registration

415-553-0123

Police Non-Emergency Assistance

Available 24/7

Noise complaints

Loitering

Civil standby

Wellness checks

 MAKE THE RIGHT CALL		KEEP 9-1-1 AVAILABLE FOR EMERGENCIES	
9-1-1 POLICE, FIRE & MEDICAL AVAILABLE 24/7		3-1-1 CITY SERVICES & INFORMATION AVAILABLE 24/7	415-553-0123 POLICE NON-EMERGENCY ASSISTANCE AVAILABLE 24/7
<ul style="list-style-type: none"> • Is there a danger to life, property or the environment? • Is there a crime in progress? • Is someone having a medical emergency and needs immediate assistance? • Is there a fire? <p>If you answered YES to any of these questions, immediately call 9-1-1.</p>		<ul style="list-style-type: none"> • Police reports for crimes not in progress such as: <ul style="list-style-type: none"> - Auto Burglaries - Petty Theft - Vandalism • Report graffiti, potholes, abandoned vehicles, or blocked driveways. • Garbage and recycling services • Street and park maintenance • Property Tax Payments • Birth Certificates • Marriage Licenses • Business Registration 	<ul style="list-style-type: none"> • Noise complaints • Loitering • Wellness checks
		 MAKETHERIGHTCALLSF.ORG	



Community Surveys

The San Francisco Police Department is committed to excellence in law enforcement and is dedicated to the people, traditions and diversity of our City. Our mission is to provide service with understanding, response with compassion, performance with integrity and law enforcement with vision.

As part of our ongoing outreach to engage with the community and measure our success, the Department has created a community survey link to obtain valuable community feedback for our community events and programs, which will assist the Department in the development of our strategies to meet the needs of the community. If you have recently attended or participated in an event or program hosted by the Department (such as Coffee with a Cop, National Night Out, ALERT program, Youth Summer program, Community Academy or Town Hall Meeting), and have feedback regarding the event or program you attended, please take some time to fill out our community survey.

The Department has also developed a Foot Beat/Bike Patrol survey to gather valuable community feedback on the effectiveness of the Foot Beat/Bicycle Patrol, as it relates to community policing and crime strategies and an Implicit Bias survey to measure progress in the Department's commitment to impartial policing and procedural justice. Please take the time to fill out the Foot Beat/Bicycle and Implicit Bias surveys. If you have already filled out a survey, thank you! Your response will help SFPD better serve our City and continue to support our community through Safety with Respect.

[Community Surveys | San Francisco Police Department](#)

Community Events Survey

If you recently attended or participated in an event or program hosted by the Department such as Coffee with a Cop, National Night Out, or ALERT program, please take some time to fill out our community events survey.

TAKE OUR COMMUNITY EVENTS SURVEY

Powered by SurveyMonkey

[San Francisco Police Department Community Events Survey \(surveymonkey.com\)](#)

Foot & Bike Patrol Survey

If you interacted with foot beat or bike patrol officers, please take some time to fill out our foot and bike patrol survey. Your response will help SFPD determine community policing and crime strategies.

TAKE OUR FOOT & BIKE PATROL SURVEY

Powered by SurveyMonkey

[San Francisco Police Department Foot and Bike Patrol Survey \(surveymonkey.com\)](#)

Implicit Bias Survey

If you recently interacted with our officers, please take some time to fill out our implicit bias survey which will measure progress in the Department's commitment to impartial policing and procedural justice.

TAKE OUR IMPLICIT BIAS SURVEY

Powered by SurveyMonkey

[San Francisco Police Department Implicit Bias](#)




SFPD RESOURCES

EMERGENCY: 911
 Cell Phone 911: 911 / 553-8090
 Non-Emergency: 553-0123
 Customer Service Center: 311
 SFPD 24 hour Anonymous Tip Line: 575-4444
 Chinese Tip Line: 558-5588
 Text a Tip: Tip411 (847411)
 Blessing Scam Tipline: 553-9219
 Graffiti Abatement: 311 or report online [Services | SF311](#)



TARAVAL STATION RESOURCES

- Taraval Station: 759-3100
- A/Captain Aaron Lozada: 759-3103 - aaron.lozada@sfgov.org
- Patrol Lieutenants: 759-3102
 (Day Watch) Lt. Cruz & Lt. Pengel. (Night Watch) Lt. Parry
- Taraval Administration & Community Sgt.: 759-3120 – Sgt. Lynn Pomatto Lynn.Pomatto@sfgov.org
- Crime Data / Subpoena Officer / Social Media: 759-3125 Ofc. Benny Lew Benny.lew@sfgov.org
- Taraval Permits/ Code Abatement: 759-3123 – Ofc. Fred Kwan Fred.Kwan@sfgov.org
- Deputy City Attorney, Neighborhood and Resident Safety Division: 554-4250 Britt Strottman Britt.Strottman@sfcityatty.org
- Neighborhood Deputy District Attorney: TBD
- Website: www.taraval.org / Taraval Station E-mail: SFPDTaravalStation@sfgov.org
- To Reserve Our Community Room E-mail: taravalcommunityroom@sfgov.org



YOU CAN CALL 311 TO CONTACT THE DEPT. OF PUBLIC WORKS AND THE DEPT. OF PARKING AND TRAFFIC / SFMTA. YOU CAN ALSO REPORT/REQUEST:

- STREET OR SIDEWALK CLEANING
- GRAFFITI
- STREETLIGHT REPAIR
- ILLEGAL POSTINGS
- ABANDONED VEHICLES
- AND MUCH MORE... CHECK OUT THEIR WEBSITE AT SF311.ORG.

16


OTHER RESOURCES

Dept. of Parking & Traffic: 553-1943
 DPW Dispatch 695-2020
 S.A.F.E. 553-1984
ALL EMERGENCY CALLS: 911

Dispose of Unwanted and Expired Medication at Taraval Station

There is a secured bin at Taraval Station where you can dispose of unwanted and expired medication at any time of the day or night. The bin will accept any type of prescription and off the shelf medication.

When disposing the medication, please leave it in the original container with your personal information crossed out or removed. You can also place the medication into a clear plastic zip top baggies. Contact the front desk officer and inform them that you want your medication dispose of. The officer will assist you. Please note that once an item that had been disposed of inside the bin, we cannot retrieve it. So make sure your ring, cell phone or anything of value is not accidentally disposed of.



We, the members of the San Francisco Police Department, are committed to excellence in law enforcement and are dedicated to the people, traditions and diversity of our City. In order to protect life and property, prevent crime and reduce the fear of crime, we will provide service with understanding, response with compassion, performance with integrity and law enforcement with vision.