



San Francisco Police Department

Ingleside Station Newsletter



Inside this issue:

Captain's Message	1-3
District Incidents	4-10
Press Releases / Event Flyers and Info	11-47
Career Opportunities / Dept Info	48-51
Resource Information and contact phone numbers	52

Captain Chris Woon's Message

Fri September 4, 2020

Greetings, Ingleside Community!

There has been an increase in burglaries, most notably in the Bernal Heights and Noe Valley areas. In several of these cases, suspects have made entry by breaking out garage windows, reaching through the opening in order to pull the emergency cord, and then manually raising the door. In other cases, suspects have made entry through unsecured doors and windows.

It is always recommended that you install motion-activated lights, surveillance cameras, security/ alarm systems, and/or reinforce the glass on garage doors with a strong vinyl adhesive. Next, consider installing an interior manual garage door lock to secure your garage door at night. Also, securing the manual garage door release/pull cord by balling it up or removing it altogether makes it more difficult for burglars to access it through a window opening. As much as possible, keep valuables (e.g. bikes, electronics, etc.) away from view through windows, gates, and door openings. Finally, secure all door and windows at all times using available locks and bracing tools. For further security, measures, we recommend you visit SF S.A.F.E. at www.sfsafe.org or call them at 415-553-1984. You'll also find additional safety tips on page two of this newsletter. Rest assured that we have directed extra patrols and passing calls in the neighborhoods, and available station resources are being utilized in this capacity. As always, input from the community is appreciated, and if you witness any suspicious activity, do not hesitate to call non-emergency at 415-553-0123 or 911 for crimes in progress.

One final update! We'd also like to invite you to join us at our next virtual community meeting on Tuesday, September 15th, 2020. You can find further information on the meeting on page three of this newsletter. Until next time, stay safe and healthy!



Captain Chris Woon
Commanding Officer

Next Community Meeting:
September 15, 2020
6:30pm - 7:30pm

Virtual Community Meeting .

Thank you for subscribing to our Newsletter!
Please follow us at:
[SFPD Ingleside Station](#)
Twitter
Facebook
Instagram

[Crime Statistics and maps:](#)
<https://www.sanfranciscopolice.org/stay-safe/crime-data-and-maps/crime-maps>

Please visit the [Ingleside Station](#) website

Residential Burglary Prevention

Our homes are a place of comfort, refuge, and security for ourselves, family, and friends. Unfortunately, residential burglaries are a far-too-common occurrence nationwide, and can be a traumatic experience for those victimized under these circumstances. Burglaries can occur any time of the day, in any neighborhood, but you can never be too careful when it comes to securing your home and taking simple measures to help reduce the chance of falling victim to a home burglary. Here are some tips we'd like to share with you on this important topic.

- Start with a security survey. If you can identify any vulnerable entry points, chances are good that a burglar can too. Never leave keys in "hidden" places. Burglars know all the likely places to look. When moving into a new home, or if you lose your keys, have all the locks changed.
- Secure your entry points with strong doors and windows. Reinforce these entry points with dead bolts, quality keyed locks, and secure door and window frames. Make sure your door hinges are on the inside. Door gates and window bars can also help prevent ready access to the most common points of entry.
- Keep your outside doors, gates, and garage doors closed and locked at all times, especially when away from home, and before going to bed. Always secure any door that leads from the garage into the interior of the home. Also, never leave a garage door opener visible in a vehicle, as this is a ready method of entry into the garage and home.
- Keep trees and shrubs pruned so as to not provide hiding places or concealment for burglars. Try not to cover windows, doorways, or other points of entry with overgrown trees and shrubs. Don't leave ladders, tools, trash cans, or anything that could be used to gain entry to your home readily accessible to suspects.
- Never underestimate the benefits of exterior lighting, motion activated/sensitive lights, and security cameras. They not only help prevent burglaries, but are instrumental in helping to collect valuable evidence. Consider a home alarm system, and if you have one, use it! Activate your system as needed to provide alerts of any unlawful entry.
- Leave valuables out of sight, be it out in front of your home, in an open garage, or visible through windows. Consider using window coverings on entry doors, windows, and garage doors to help prevent ready view into the interior of your home. Make your home look occupied. Use automatic timers on lights, and consider leaving a T.V. or radio on.
- Don't allow mail, flyers, newspapers, garbage/recycling bins, and package deliveries to build up in front of your home. If need be, ask a trusted neighbor to collect these items. If you plan to be away, don't needlessly share vacation plans on social media or in general.
- Be a good and aware neighbor. You are the eyes and ears of your neighborhood, and an important part of our community policing efforts. Communicate with your neighbors and share information, either through a neighborhood watch program or online group. You know your neighborhood best, so look out for one another, and if anything appears suspicious, don't hesitate to call the police immediately.
- If you return home to find your home broken into, don't go inside, don't touch anything, and call the police immediately.

Stay safe, aware, and informed!



Please join SFPD Ingleside Station and SF SAFE for a
**VIRTUAL COMMUNITY MEETING
WITH CAPTAIN CHRIS WOON**

**Tuesday, September 15, 2020
6:30 P.M. to 7:30 P.M. via Zoom**

Please RSVP to community@sfsafe.org

Once your RSVP is received, a link will be sent with information on how to join the virtual call.

info@sfsafe.org | sfsafe.org | sanfranciscopolice.org

If you have any additional questions, please contact **SF SAFE** at (415) 553-1984 or email us at sfpdinglesidestation@sfgov.org.

Incidents:

Incident Date

Monday, August 31st, 2020

Arrests:

10:42pm 100 Blk Ripley St

Assault

Officers Fogarty and Zhao were sent to a residence where an assault took place involving two roommates on the 100 block of Ripley Street. The caller/victim said that her roommate, who had body armor on and was armed with a chainsaw, had chased her into her bedroom. Officer Fogarty had responded to this address on previous occasions and knew that the suspect was ex-military. Several Ingleside units responded to the residence to assist Officers Fogarty and Zhao. The officers secured the perimeter and made entry into the garage level. The officers searched the interior and located the suspect and were able to take him into custody without further incident. The victim said she went to pick up the rest of her belongings to finish moving out when she was confronted by the suspect, who was acting in a threatening manner towards her. The suspect was eventually booked on several felony charges. Report Number: 200525064

Serious Incidents:

There are no serious incidents to report.

Incidents:

Incident Date

Sunday, August 30th, 2020

Arrests:

2:33am Mission St. & Crescent Ave. Recovered Vehicle

Officers Jensen and Anderson were on patrol when they observed a vehicle with a mechanical violation. The officers conducted a registration check and determined that the vehicle was reported stolen. The officers conducted a traffic stop, the vehicle pulled over, and the driver exited the vehicle and attempted to walk away. The officers were able to detain the driver and the two occupants in the vehicle, without incident. The officers observed signs of damage to the vehicle's ignition, and they determined that the driver had a suspended driver's license. As a result of their investigation, the officers arrested and booked the driver for possession of a stolen vehicle along with other charges, and the passengers were released from the scene. Report #200513097

10:40am 1000 Blk of Huron Ave. Firearm Violation

Officers Elliston and Kikuchi responded to a residence regarding a report that a subject had pointed a gun at someone. The victim informed the officers that another resident in the house had argued with him, pointed a gun at him, and threatened him. The victim was able to exit the house to call for police assistance. The officers subsequently made entry to the house and detained the suspect. Officers obtained further information from the victim and a witness, and the suspect was arrested and booked for weapons and narcotics violations, as well as an outstanding warrant. Report #200521636

Serious Incidents:

6:25pm Diamond and Sussex St. Robbery

Officers Aguirre and Hoge responded to a report of a phone theft. The victim informed officers that she was walking on the street, when an occupant of a passing vehicle called out to her, asking for the time. The vehicle then drove away, but soon turned around and the occupant asked her for directions. The subject asked the victim to get closer to the vehicle, and as she did, the subject took hold of her phone. When the victim reached into the vehicle to retrieve her phone, the suspect grabbed her arm, as the vehicle began to pull forward. The victim lost her footing and she fell to the ground. The vehicle sped away, with the suspects and her phone. The victim had minor injuries and declined medical treatment. Report #200522468

Incidents:

Incident Date

Saturday, August 29th, 2020

Arrests:

There are no arrests to report.

Serious Incidents:

5:49am 400 Blk Portola Dr.

Hot Prowl Burglary

Officer Thompson responded to the 400 block of Portola Drive regarding a burglary call. When he arrived he met with the victim/homeowner, who said she quickly jumped out of bed because she was hearing a lot of noises coming from the garage area. When she made it into the garage, she noticed that the garage door was open and one of the window panes on the garage door was now missing. The victim checked her motion sensor, which showed there had been an activation in the early morning hours. The victim told Officer Thompson that the suspect entered through the garage and stole some money out of her purse, which she had left downstairs the day before. Report Number: 200521404

10:20am Diamond St / Bosworth St.

Battery

Officers Thompson and Trujillo were dispatched to a battery that took place aboard a Muni bus at the intersection of Bosworth and Diamond Street. Upon Arrival, the officers met with the victim, who said he was operating the Muni bus when he pulled into the bus stop to allow passengers to board the bus. He stated a female suspect entered the bus through the rear doors without a mask on. The victim said he called out to the suspect telling her he was not going to proceed unless she put on a mask. The suspect became upset and approached the driver and assaulted him before exiting the bus. The driver was not seriously hurt and refused medical attention. The officers requested the surveillance footage from the bus to aide in the investigation. Report Number: 200519653

Incidents:

Incident Date

Friday, August 28th, 2020

Arrests:

9:00am 900 Blk of Rolph St.

Firearm Arrest

Officer Mora, along with additional Ingleside officers, served a search warrant at a residence on the 900 block of Rolph Street. As part of the investigation, the officers detained several subjects. In the course of the investigation, the officers were able to locate a firearm, firearms evidence, and possible stolen property. As a result of the efforts of the officers involved, three subjects were arrested for various charges, including the firearm violation. Report #200503060

Serious Incidents:

12:12am 1300 Blk of Silver Ave.

Recovered Firearm

Officers Anderson, Scott, and Radin were on patrol when they observed a vehicle stopped at the entrance to an uncontrolled intersection, for no obvious reason. The officers followed the vehicle, until it stopped in front of a residence. As the officers were preparing to approach the vehicle, it abruptly sped off. Officers observed a backpack on the ground, where the vehicle had sped away from. Officers collected the backpack, and in conducting an inventory of the contents, they located a firearm inside the backpack. Paperwork and other documents were found inside the backpack as well, and the incident remains under investigation at this time. As a result of their attention to their surroundings, these Officers were instrumental in recovering another firearm. Report #200516922.

Incidents:

Incident Date

Thursday, August 27th, 2020

Arrests:

11:56am Teresita Blvd. & Reposa Way Traffic Violation

Officers Suguitan and Hornstein were conducting traffic enforcement at the noted intersection when they observed a vehicle fail to come to a full and complete stop at a stop sign posted at a four-way intersection. The officers conducted a traffic enforcement stop, and through their investigation, determined that the driver was unlicensed. The driver was subsequently cited and released at the scene for the license and stop sign violations. Report #200515811

Serious Incidents:

2:10pm 5200 Blk of Mission St. Theft from Vehicle

Officers Naser and Mora were on patrol when they were flagged down by the victim of an auto boost incident. The victim informed the officers that he was visiting from out of town, and had parked his rental vehicle in order to visit two retail establishments on the 5200 block of Mission St. The victim reported being gone for approximately seven minutes, and when he returned to his vehicle, he found his driver's side window shattered, and then discovered that several personal belongings had been stolen from inside the vehicle. The victim had no further information regarding the incident. Report #200516132

5:05pm 4600 Mission St. Shoplifting

Officers Aguirre and Hoge responded to a store regarding a shoplifting incident. The store manager informed the officers that he was working when he saw two unidentified female subjects enter the store. The manager advised the officers that he recognized the two subjects from a shoplifting incident at the store a week prior. The manager stated that he observed one of the subjects break a lock on a display case, and that the two subjects then began to fill their bags with store merchandise. The suspects then fled the store, without paying for the merchandise. Report #200516568

Incidents:

Incident Date

Wednesday, August 26th, 2020

Arrests:

10:19pm Athens St. & Brazil Ave.

Traffic Violation

Officers Thomas and Parker were on patrol when they observed a vehicle fail to come to a full and complete stop for a stop sign posted at an intersection. The officers subsequently conducted a traffic enforcement stop and contacted the driver. Further investigation determined that the driver did not have a valid driver's license. The driver was subsequently cited and released at the scene for driving without a license, as well as the initial stop sign violation. Report #200514879

Serious Incidents:

7:00am 2600 Blk of Alemany Blvd.

Vandalism to Vehicle

Officers Thomas and Parker were dispatched to a report of vandalism to a vehicle. The victim informed the officers that he had parked his van on the street, and when he returned, he found his rear window shattered. The victim had no suspect information, witnesses, or evidence related to the incident. Report #200514976

Incidents:

Incident Date

Tuesday, August 25th, 2020

Arrests:

6:22pm 1700 Blk of Sunnydale Ave. Weapons Violation

Officers Zahn and Barajas were on patrol when they observed a known subject wanted for outstanding warrants, standing near his vehicle. The subject entered his vehicle as the officers approached, and they subsequently contacted the subject and placed him under arrest for the outstanding warrants. The officers conducted a search of the subject's vehicle and determined that the subject was also in violation of some weapons offenses. The subject was subsequently booked for the weapons violations and his outstanding warrants. Report #200512475

Serious Incidents:

1:00am 200 Blk of Anderson St. Burglary

Officers Suguitan and Hornstein responded to a report of a residential burglary. The victim informed the officers that she woke up to find her front door and front gate opened overnight. The victim also determined that some personal property was missing from inside her home. Based on the victim's statement that she usually leaves her front gate and door unlocked when she's home, she believed that the unknown suspect was able to enter her home without having to force entry. Report #200512124



City and County of San Francisco
POLICE DEPARTMENT
MEDIA RELATIONS UNIT
1245 3RD Street, 6TH Floor
San Francisco, California 94158



NEWS RELEASE

August 31, 2020
20-091

SFPD Makes Arrest in Hot Prowl Burglary, Indecent Exposure, and Battery with Intent to Sexually Assault a Juvenile

On Thursday, August 27, 2020, at approximately 8:27 AM, San Francisco Police officers from Bayview Station responded to San Bruno Ave. and Silver Ave. for a report of a hot prowler burglary. Officers met with a female juvenile victim, who stated she was home and discovered an unknown adult male suspect in the living room exposing himself and engaging in sexual gratification. The suspect approached the victim in her bedroom, attempted to physically control her and block her escape. The victim forced her way past the suspect and escaped the room. The victim contacted her father and the police, while the suspect remained in the house. The father returned home, confronted the suspect, and controlled him until officers arrived.

Officers took the suspect into custody without incident. The suspect was identified as 33-year-old Leyacitonu Masaniai, of San Francisco. Masaniai was transported to a local hospital for non-life-threatening injuries. Masaniai was later booked at San Francisco County Jail. SFPD Special Victims Unit presented the case to the San Francisco District Attorney's Office, who rebooked the case charging five felony counts: two counts of first degree burglary (459 PC 1st), false imprisonment (236 PC), indecent exposure (314(1) PC), and battery with intent to commit sexual assault (220(b) PC). An enhancement for committing a felony while on bail/release (12022.1 PC) was added to all felony counts.

While an arrest has been made, this remains an active and ongoing investigation. Anyone with information is asked to call the SFPD 24 Hour Tip Line at 1-415-575-4444 or Text a Tip to TIP411 and begin the text message with SFPD.

###

Tel. 1-415-837-7395

Fax 1-415-837-7249

E-mail: sfpdmediarelations@sfgov.org

 twitter.com/sfpd

 facebook.com/sfpd

 sanfranciscopolice.org

SFPD 96 (11/15)



City and County of San Francisco
POLICE DEPARTMENT
MEDIA RELATIONS UNIT
1245 3RD Street, 6TH Floor
San Francisco, California 94158



NEWS RELEASE

September 2, 2020
20-092

San Francisco Police Make 267 Arrests During 3 Month Tenderloin Narcotics Operation

In mid-May 2020 the San Francisco Police Department Narcotics Detail and the Tenderloin Station Street Crimes Unit combined their efforts to combat the sale of illegal drugs on streets of the Tenderloin District.

Between May 18 and August 9, 2020, through the efforts of Tenderloin Station and Narcotics Detail personnel, SFPD officers made nearly three hundred arrests for the sale and possession for sale of illegal drugs. A large amount of illegal drugs was seized before it could be sold on City streets.

Listed below are additional facts and figures from this operation:

- 267 subjects were booked for the felony charge of sales and/or possession for sales, stay away violation, and/or arrest warrants for sales and/or possession for sales (12 juvenile suspects)
- 36 of the 267 were arrested at least twice since May 18, 2020, for dealing narcotics, stay away violation, and/or arrest warrants
- 55 of the 267 dealers were in violation of a court issued stay away orders (166 PC)
- 61 of the 267 had at least one outstanding arrest warrant
- \$144,388.00 in US currency was seized from dealers
- 7,081 grams of cocaine, methamphetamine, heroine, and fentanyl were seized from dealers, along with 949 prescription pills of Alprazolam, Hydrocodone, Oxycodone, Methadone, and other miscellaneous prescription medication
- 210 of the 267 have prior San Francisco arrests

Continued:

Tel. 1-415-837-7395

Fax 1-415-837-7249

E-mail: sfpdmediarelations@sfgov.org

 twitter.com/sfpd

 facebook.com/sfpd

 sanfranciscopolice.org

SFPD 96 (11/15)



City and County of San Francisco
POLICE DEPARTMENT
MEDIA RELATIONS UNIT
1245 3RD Street, 6TH Floor
San Francisco, California 94158



NEWS RELEASE

Page 2 of 2
20-092

- At least 58 of the 267 reside outside of San Francisco (36 Oakland, 3 Hayward, 3 San Leandro, 2 El Sobrante, 2 Richmond, 2 San Jose, 2 SSF, 1 Austin, TX, 1 Berkeley, 1 Daly City, 1 Los Angeles, 1 Nipomo, CA, 1 Novato, 1 San Mateo, 1 Stockton)
- 16 weapons were seized, including 4 brass knuckles, 3 knives, 4 firearms, 1 bat, 1 baton, 2 daggers, 1 metal tool

The efforts of SFPD officers to combat narcotics sales in the Tenderloin is on-going. These investigations remain open and active. Anyone with information regarding these investigations is asked to call the SFPD 24 Hour Tip Line at 1-415-575-4444 or Text a Tip to TIP411 and begin your text message with SFPD. You may remain anonymous.

###

Tel. 1-415-837-7395

Fax 1-415-837-7249

E-mail: sfpdmediarelations@sfgov.org

 twitter.com/sfpd

 facebook.com/sfpd

 sanfranciscopolice.org

SFPD 96 (11/15)



City and County of San Francisco
POLICE DEPARTMENT
MEDIA RELATIONS UNIT
1245 3RD Street, 6TH Floor
San Francisco, California 94158



NEWS RELEASE

September 3, 2020
20-093

DUI Saturation Patrols for September 4, 2020

The San Francisco Police Department's Traffic Unit will be conducting DUI saturation patrols this Friday, September 4th, 2020, between the hours of 7:00 P.M. and 3:00 A.M. Research shows that crashes involving an impaired driver can be reduced by up to 20 percent when well-publicized DUI checkpoints and proactive DUI patrols are conducted routinely.

Officers will be looking for signs of alcohol and/or drug impairment by checking drivers for proper licensing, delaying motorists only momentarily. When possible, specially trained officers will be available to evaluate those suspected of drug-impaired driving. Recent statistics reveal that 30 percent of drivers in fatal crashes had one or more drugs in their systems. A study of active drivers showed more tested positive for drugs that may impair driving (14 percent) than did for alcohol (7.3 percent). Of the drugs, marijuana was most prevalent, at 7.4 percent, slightly more than alcohol.

Drivers caught driving impaired can expect the impact of a DUI arrest to include jail time, fines, fees, DUI classes, other expenses that can exceed \$10,000, not to mention the embarrassment when friends and family find out.

Funding for this checkpoint is provided to the San Francisco Police Department by a grant from the California Office of Traffic Safety, through the National Highway Traffic Safety Administration, reminding everyone to 'Report Drunk Drivers – Call 9-1-1'.



Tel. 1-415-837-7395

Fax 1-415-837-7249

E-mail: sfpdmediarelations@sfgov.org

twitter.com/sfpd

facebook.com/sfpd

sanfranciscopolice.org

SFPD 96 (11/15)



SF COUNTS SOCIAL MEDIA TOOLKIT: The Census and COVID-19

The 2020 Census still needs you! Together, let's fight an undercount of San Francisco.

COVID-19 has changed the way we live, but it hasn't stopped the 2020 Census. Don't let San Francisco be undercounted! Our communities are depending on everyone to respond. With an accurate Census count, our city's hospitals, first responders, schools, small businesses, and public benefit programs get the critical funding they need for the next 10 years.

Background

The Census is a count of EVERYONE living in the United States, including the very young and the very old, citizens and non-citizens, the housed and the unhoused. There's a lot at stake: data from the census determines how many representatives we have in Congress, and impacts how much federal money flows into San Francisco's schools, hospitals, roads, social services and more.

We should all do the census as soon as we can. In mid-March, most people will get a letter from the Census Bureau with instructions on how to do the census online at my2020census.gov (available in 13 languages) or over the phone at 844-330-2020 (available in 15 languages). However, no letter, pin or ID number is required - anyone can and should do the census online or by phone between mid-March and **September 30, 2020**. The questionnaire is just nine simple questions and does NOT ask about citizenship. Data provided is safe and secure; the U.S. Census Bureau is required by law to keep responses confidential.

Learn more are sfcounts.org

Crime Prevention and Safety

In reviewing our incident reports, we see opportunities to reach out to our community members and provide you with information related to crime prevention and safety tips.

We encourage you to take some time to look through the following pages, in hope that this information will help us all play a part in making our community safer, and prevent someone from being the victim of a crime.

We also encourage you to contact San Francisco Safe at 415-553-1984 or www.sfsafe.org for more crime prevention tips.



PREVENT GARAGE DOOR BREAK-INS

Garages can sometimes be the most vulnerable area of the home and they are often the entry point most targeted by thieves because of the easy access to the home. Here are some tips to help secure your garage and protect it from theft.



ALWAYS CLOSE YOUR GARAGE DOOR

This may seem obvious, but just drive through any residential neighborhood and you'll likely see a few wide-open garage doors. This is an invitation to burglars and at the very least, you're allowing passersby to easily view the contents of your garage.



INSTALL MOTION-SENSITIVE LIGHTS

Homes and garages with poor exterior lighting become more appealing targets for burglars. Ensure all entry points are well-lit. Constant lighting supplemented by motion sensitive lighting is best.



REINFORCE THE GLASS ON THE GARAGE DOOR

Add vinyl adhesive to reinforce garage windows. You can also opt for a frosted or translucent glass design to allow sunlight in while obscuring contents inside.



DON'T LEAVE GARAGE DOOR REMOTE IN YOUR CAR

A garage door remote is basically another key into your home and thieves won't hesitate to use it if they find it. Opt to use a remote on a keychain.



INSTALL AN INTERIOR MANUAL GARAGE DOOR LOCK

When leaving on a vacation or for extended periods of time, disconnect automatic door motor and install a manual lock.



TIE EMERGENCY RELEASE CORD

Tying your emergency release cord into a small ball will make it more difficult to reach by thieves who manage to break the garage windows.



INSTALL SURVEILLANCE CAMERAS

There should be at least 1 exterior mounted camera facing the street and registered with the D.A.'s office.



SECURE ANY VALUABLES

Keep all tools in cabinet systems with locks and be sure to hang and lock any bicycles. As much as possible, try to avoid keeping valuable items in the garage or inside vehicles.



HAVE A QUALITY, FUNCTIONING GARAGE DOOR

Garage doors should be as secure, sturdy, and well-built as your front door and should remain in good condition and tight fitting. Deadbolts should also be added to the garage-to-house door.



INSTALL INTERIOR MAIL SLOT HOOD COVER

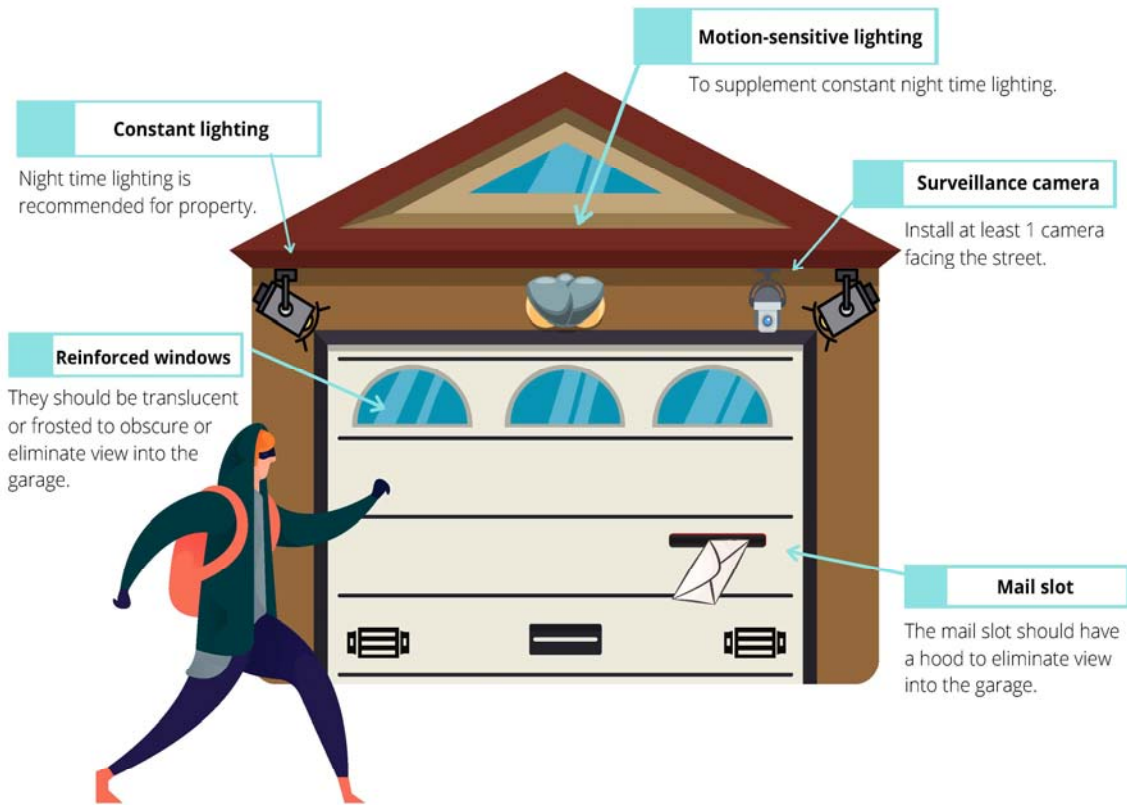
If the garage door is equipped with a mail slot, a hood cover will prevent any view into the garage and its contents, eliminating enticement to enter.

For additional information, please contact SF SAFE at (415) 553-1984 or visit sfsafe.org



PREVENT GARAGE DOOR BREAK-INS

ANATOMY OF A SAFE GARAGE



Your home is only as safe as its weakest entry point.

Your garage is an important part of your home and securing your garage is one of the most essential steps to securing your entire home. It is always recommended to regularly check and update your home's security system and safety measures.

For more information, please contact SF SAFE at (415) 553-1984 or visit sfsafe.org.



PACKAGE THEFT PREVENTION GUIDE

One rarely falls in love without being as much attracted to what is interestingly wrong with someone as what is objectively healthy

✉️ WON'T BE HOME?

Use the "Hold Package" option at USPS.com to have packages held at location post office for pick up. You can also arrange for neighborhoods to pick up any packages that might be delivered.

✉️ CUSTOMIZE DELIVERIES

Customize deliveries by adding specific delivery instructions using USPS.com and your tracking number. You can also schedule packages to arrive when you are home or reroute packages.

✉️ USE SPECIAL SERVICES

Use USPS special services like *Signature Confirmation* or *Registered Mail* to add a layer of security.

✉️ DELIVER TO SECURE LOCATIONS

Send packages to secure locations such as Amazon Lockers, FedEx and UPS locations, P.O. Boxes, and local post office.

✉️ REQUEST NONDESCRIPT PACKAGING

When completing your online order, opt for packaging that conceals the item or select the 'gift' option to ensure package arrives in a plain box especially when ordering from a high-end store.

✉️ USE MODERN ALTERNATIVES

Take advantage of contemporary options like smart lockers, lockboxes, cameras, motion detection lighting, alarms like Package Guard, and services like Doorman.

✉️ NETWORK WITH NEIGHBORS

Neighborhood groups on social media or community apps can provide a system for reporting suspicious activity. This is also a good way to keep your deliveries and neighborhood secure.

✉️ PORCH AREA VISIBILITY

Keep the porch area clear and visible. The more likely a would-be thief is to be seen, the more likely they are to choose another target.





YOUR BIKE HAS BEEN STOLEN. NOW WHAT?

Here's what you should do next to increase your chances of recovering your bike:

➔ File a Police Report

You can do this in one of three ways:

- Online at [sanfranciscopolice.org/reports](https://www.sanfranciscopolice.org/reports)
- Via phone by calling (415) 553-0123
- In person by going directly to your district police station

➔ Call or Email SF SAFE

Give us a call so we can list your bike as stolen on our database. You can reach us at (415) 553-1984 or info@sfsafe.org.

➔ Register

If you haven't done so already, register your bike at nonprofit bike registry, [bikeindex.org](https://www.bikeindex.org). If you are already registered, take action to flag your bike as stolen.



➔ Read Up

SF SAFE recommends reading "What to Do After Your Bike Has Been Stolen" on Medium. The article has a multitude of gems about where and how to post about your bike on social media to increase chances of recovering it.

➔ Create a Google Alert

By creating a Google alert for bikes being sold that match the make and model of your bike, you increase your chance of finding it.

➔ Don't Recover Your Bike Yourself

If you see your bike for sale on Craigslist or OfferUpNow.com, don't try to recover it yourself. Contact SFPD directly.

➔ Keep in Touch

If the police contact you to return your bike or if you recover it, please let us know! That way, SF SAFE can keep our files updated.



Visit www.sfsafe.org for more safety tips!

If you have any questions, please email safebikessf@sfsafe.org



SHARING THE ROAD WITH CYCLISTS

When it comes to safely sharing the road with cyclists, it's paramount for drivers to learn how to coexist.

➔ Share the Road

When out and about, drivers need to be ever-mindful of sharing the road with cyclists.

➔ Stay Off the Horn

Sudden honking might startle a cyclist and can cause them to swerve into traffic or off the road.

➔ Follow the 3 Foot Rule

Maintain a distance of 36 inches from cyclists whenever passing them. If possible, keep an even wider berth if there's bad weather or if in a higher speed limit zone.

➔ Mind Your Blind Spots

Drivers should double-check their mirrors when changing lanes, making turns, and especially before opening their car door after parking.

➔ Be Cautious with Kids

Kids can be unpredictable since their motor skills and decision-making faculties aren't fully developed. Be on alert when driving near schools and residential areas.

➔ Be Patient

Don't tailgate a cyclist. When you need to pass one, patiently wait until it's safe to do so.



Visit www.sfsafe.org for more safety tips!

If you have any questions, please email safebikessf@sfsafe.org



Safety Tips Inside Your Building

1. Stay alert in areas such as the garage, laundry room, elevators, stairwells and hallways
2. Shared areas should be well-lit and painted in white or a light color
3. While in the elevator, stand close to the control panel: if accosted, press the buttons of all floors
4. Ensure your mailbox is secure to prevent identity theft: list only your first initial and last name

Visit sfsafe.org to learn how to join or start a Neighborhood Watch Group or to request a free Residential Security Assessment.

www.sfsafe.org

SF Police Department Resources:
 Public Emergency 9-1-1
 Police (non-emergency) 415-558-8123

City & County Resources:
 All city services (within SF) 3-1-1
 All city services (outside SF) 415-771-2311
 SF Data to Attorney's Office 415-553-1751
 Data Victim Services Center 415-503-8844
 HCV Resources Database Team 415-585-1656
 City Attorney's Office 415-554-4700
 Code Enforcement 415-558-8848

Emergency Preparedness Resources:
 Neighborhood Emergency Response Team (NERT) 415-976-2022
 Department of Emergency Management 415-558-3000
www.sfdem.org

SAFE, a crime prevention education 501(c)3 non-profit, helps residents, police and community groups work together to create vibrant neighborhoods.

Everyone who lives, works and visits San Francisco has the right to be safe. SAFE provides educational services that empower San Franciscans with techniques to prevent crime.

To make a tax-deductible donation or learn more, visit us online at: sfsafe.org

850 Bryant Street, Room 135
 San Francisco, CA 94103
 415-553-1984
info@sfsafe.org



Sponsored in cooperation with the San Francisco Police Department



Residential Safety



Empowering Communities to Create a Safer San Francisco

sfsafe.org



Whether you live in a single family home, condo, or a large apartment complex in San Francisco, there are a number of ways you can keep your residence safe and secure. Working together as a community with your neighbors and building management can significantly improve your residential safety.

7 Residential Safety Tips



- 1 **Garage:** When entering or leaving the garage, watch to ensure door shuts completely. Lock stored bikes to a sturdy rack.
- 2 **Car:** Always lock your vehicle when parked in your garage and remove all valuables. Never leave garage door opener in your vehicle when parked outside your home.
- 3 **Spare Key:** Never hide spare keys. If you need to have a spare key available, leave it with a trusted neighbor.
- 4 **Door Buzzer:** When a visitor rings your bell, confirm who it is by intercom before you grant them access. Similarly, never let strangers follow you through the front door.
- 5 **Security Cameras & Alarm Systems:** Cost effective tools for preventing crime and identifying criminals.
- 6 **Light Timers:** Installing timers on the exterior of your residence is an effective and energy efficient way to deter criminal activity.
- 7 **Doors/Windows:** Always keep doors and windows locked.

Keep property in good repair. Maintain visibility to your neighbors for increased safety.

Door and Window Safety

Doors:

- Should be made of solid wood or metal
- Have a single cylinder deadbolt lock and a 1-inch bolt
- Have a front door viewer or peep hole with a 180-degree range
- Clearly display unit number

Windows:

- Replace if glass is cracked and replace all damaged or missing locks
- Ground level windows should be burglary resistant: consider purchasing windows with reinforcement wire, laminate, or tempered glass
- Polycarbonate plastic or metal grates can be installed over existing ground level windows
- Windows above ground level are not considered secure: if used for ventilation, lock in position and keep open no more than 3 inches



San Francisco SAFE

Empowering Communities to Create a Safer San Francisco

- Neighborhood Watch
- Community Organizing
- Security Assessments
- Safety Education

sfsafe.org
 415-553-1984





Consejos de seguridad dentro de su inmueble

1. Permanezca alerta en áreas como el garaje, la lavandería, los elevadores, escaleras y pasadizos
2. Las áreas compartidas siempre deben estar bien iluminadas y pintadas de blanco o de un color claro
3. Cuando esté en el elevador, párese cerca del panel de control; si es acosado, presione los botones de todos los pisos
4. Asegúrese de que su buzón de correo sea seguro para evitar el robo de identidad; solamente ponga su primera inicial y su apellido

Visite sfsafe.org para aprender cómo unirse o empezar un Grupo de Vigilancia Vecinal o para solicitar una evaluación gratuita de seguridad residencial.

www.sfsafe.org

Recursos en el Departamento de Policía de SF:

- 3-1-1
- Policia Emergencia: 415-553-4123
- Policia (no emergencia)

Recursos en la Ciudad y Condados:

- 3-1-1
- Todos los servicios de la ciudad: 415-776-2311
- Todos los servicios de la ciudad (planta de SF): 415-353-7311
- Oficina del Fiscal de Justicia de SF: 415-353-3444
- Oficina del Fiscal de Justicia de la Ciudad de San Francisco: 415-353-7555
- Equipo de abasto a las personas sin hogar (Homes Outreach Team o HOT): 415-353-4700
- Oficina del Abogado de la Ciudad: 415-353-4654
- Aplicación de los códigos

Recursos para la preparación en emergencias:

- Equipo local de Respuesta en Emergencias (San Francisco Emergency Response Team, SERT): 415-376-2622
- Departamento de Gestión de Emergencias: 415-353-3000
- www.SF72.org

SAFE, una organización 501(c)3 sin fines de lucro para la prevención de la delincuencia y para la educación sobre la seguridad contra allanamientos, ayuda a residentes, a la policía y a grupos comunitarios a trabajar juntos para crear vecindarios vibrantes.

Todos los que viven, trabajan y visitan San Francisco tienen el derecho de estar seguros. SAFE ofrece servicios educativos que empoderan a los residentes de San Francisco con técnicas para prevenir la delincuencia.

Para hacer una donación deducible de sus impuestos o para informarse más, visítenos en línea en: sfsafe.org

850 Bryant Street, Room 135
San Francisco, CA 94103
415-553-1984
info@sfsafe.org



Patrocinado en cooperación con el Departamento de Policía de San Francisco



Seguridad residencial



Empoderar a las comunidades para crear un San Francisco más seguro

sfsafe.org



Ya sea que viva en una casa unifamiliar, condominio o gran complejo de apartamentos en San Francisco, hay varias maneras de mantener su residencia segura. Puede mejorar mucho su seguridad residencial trabajando en comunidad junto con sus vecinos y con la gerencia del inmueble.



- 1 **Garaje:** al entrar o salir del garaje, observe para asegurarse de que la puerta se cierre completamente. Asegure con llave las bicicletas a un portabicicletas fuerte.
- 2 **Automóvil:** siempre cierre su vehículo con llave cuando lo estacione en su garaje y retire todos los objetos de valor. Nunca deje el abridor de la puerta del garaje en su vehículo cuando lo estacione fuera de su hogar.
- 3 **Llave de repuesto:** nunca oculte llaves de repuesto. Si necesita tener una llave de repuesto disponible, déjela con vecinos de confianza.
- 4 **Timbre de la puerta:** cuando un vecino le toque el timbre, verifique quién es por el intercomunicador antes de permitirles el acceso. En forma similar, nunca deje que desconocidos lo sigan cuando entra por la puerta principal.
- 5 **Cámaras de seguridad y sistemas de alarma:** herramientas económicas para prevenir la delincuencia y para identificar a delincuentes.
- 6 **Temporizadores de luces:** instalar temporizadores en el exterior de su residencia es una manera eficaz y eficiente con el uso energía para disuadir la delincuencia.
- 7 **Puertas y ventanas:** siempre mantenga aseguradas las puertas y ventanas.

Mantenga la propiedad en buenas condiciones. Para mayor seguridad mantenga la visibilidad con sus vecinos.

Seguridad con puertas y ventanas

- Puertas:**
- Deberían ser de madera sólida o de metal
 - Tener un cerrojo dormido de un cilindro que tenga un pestillo de 1 pulgada
 - Tener un visualizador de puerta principal o mirilla con un rango de 180 grados
 - Mostrar claramente el número de la unidad

- Ventanas:**
- Reemplazar el vidrio rajado y reemplazar cualquier seguro que falte o que esté dañado
 - Las ventanas a nivel de la calle deberían ser a prueba de intrusos: considere comprar ventanas reforzadas con malla de alambre, laminadas o templadas
 - Se puede instalar plástico policarbonato o rejillas de metal sobre ventanas existentes a nivel de la calle
 - No se considera que las ventanas por encima del nivel de la calle sean seguras: si las usa para ventilación, asegúrelas en su posición y no las abra más de 3 pulgadas



San Francisco SAFE

Empoderar a las comunidades para crear un San Francisco más seguro

- Vigilancia Vecinal
- Organización comunitaria
- Evaluaciones de seguridad
- Educación sobre la seguridad

sfsafe.org
415-553-1984





建築物內的安全訣竅

1. 在車庫、洗衣間、電梯、樓梯及走廊等地區時要保持警覺。
2. 公共區域應有充足照明並以白色或淺色漆粉刷。
3. 在電梯內，靠近樓層控制鈕的地方站立；若有人逼近，將所有樓層的按鈕按下。
4. 確保您的郵箱安全，以防身分遭到盜竊；只列出您的名字首字母和姓。

請造訪 sfsafe.org 網站，以了解如何加入或成立一個社區守望團體，或要求進行一項免費的住宅安全評估。



SAFE 是一個犯罪防治與侵入安全教育的 501(c)3 非營利組織，協助居民、警方和社區團體共同合作，創造充滿活力的鄰里。

在三藩市居住、工作以及來訪的每一個人都有人身安全的權利。**SAFE** 組織提供教育服務，培養三藩市市民各項防範犯罪的技能。

如要向本組織進行可抵扣稅金的捐款或希望進一步了解本組織，請造訪我們的網站：

sfsafe.org

850 Bryant Street, Room 135
San Francisco, CA 94103
415-553-1984
info@sfsafe.org



三藩市警察局聯合贊助



住宅安全



加強社區力量，創造一個更安全的三藩市

sfsafe.org



無論您住在三藩市的獨棟家庭住宅、共渡公寓(康斗)或大片公寓住房，您可以利用下述方法保持您住所的安全。和鄰居及建築物管理單位共同合作，發揮守望相助的精神，以大幅改善住宅安全。

7個住宅安全訣竅



1. **車庫：**進入或離開車庫時，注意車庫門務必完全關上。收納自行車時，請鎖在牢固的車架上。
2. **汽車：**停在車庫內的車子要鎖上，並帶走所有的貴重物品。將車停放在自家住宅外時切勿將車庫門遙控器留在車內。
3. **備用鑰匙：**切勿藏起備用鑰匙。如果您需要一把備用鑰匙，請將它交給可信任的鄰居保管。
4. **門鈴：**當有訪客按您的門鈴時，先用對講機確認來者何人後再讓其入內。同樣地，切勿讓陌生人跟隨您通過前門。
5. **監視攝影機和警報系統：**是防止犯罪和指認罪犯的高成本效益工具。
6. **燈光定時器：**在您住宅外部安裝定時器是一種遏止犯罪活動的有效且節能的方式。
7. **門/窗：**隨時保持門窗鎖上。

保持住宅良好的維修狀態。讓鄰居看得到您的住宅，以增加安全性。

門窗安全

門：

- 應以實心木或金屬材質製成
- 有一個單圓座固定栓鎖和一個一英寸的螺絲
- 有一個視角涵蓋180度的前門觀看裝置或窺視孔
- 清楚顯示門牌號碼

窗：

- 如果窗戶玻璃有裂縫要更換，並且應更換所有缺損的鎖
- 地面樓層的窗戶應具有防盜功能：考慮購買含有強化金屬絲、層壓板或強化玻璃的窗戶
- 可在現有的地面樓層窗戶上加裝聚碳酸酯塑膠或金屬材質的格柵
- 地面樓層以上的窗戶並不安全：如果用來通風，請將它鎖好並且不要打開超過3英寸



三藩市 SAFE 組織

加強社區力量，創造一個更安全的三藩市

- 鄰里守望巡邏隊
- 社區組織化
- 安全評估
- 安全教育

sfsafe.org
415-553-1984



Do You Want a Brighter Block?

The **Fix-It Team** wants to help **illuminate** your neighborhood! We are distributing **free motion-sensor solar LED lighting** for property owners to install on their homes to enhance sidewalk visibility.

Property owners must sign a waiver form to participate; priority is given to properties within existing Fix-It neighborhoods, which you can see here: sfmayor.org/fix-it-team

*other rules apply



San FranciscoGL

Contact fixitteam@sfgov.org for more information.



Park Smart!



Safe Habits to Adopt:



Turn off the ignition
Never leave your car running unattended



Keep your vehicle & tires in good condition
to prevent breakdowns—stranding you in a dark or unfamiliar place



Lock your doors
when you get in your car



See something, say something
If you see a motorist in distress, call 9-1-1 versus stopping to help



Clear your trunk
and take your valuables with you every time you leave your car



If you are being followed,
drive to the nearest police or fire station—a populated area is a good default



BART Riders- Do you know how to contact BART or BART PD for issues or incidents?



Your phone is smart.



Are you?

Protect your phone.

Don't use it near vehicle doors, during station stops or when exiting the station. If your cell is stolen, please notify BART Police or a BART Station Agent.



Follow these important safety tips to help protect your phone:

First and foremost, always be aware of your surroundings.

Before you arrive at the station...

- Register your device if possible
- Keep a detailed description of your phone that includes serial number, color and make
- Password protect your phone

At the station...

- Don't lend your phone to strangers
- Don't play devices too loudly
- Don't use your phone near train doors while boarding trains
- Don't use the phone while leaving the station
- Warn your travel companions to protect their phones too
- Make phone calls discretely to avoid the attention of would-be thieves

If your phone is stolen, please report it by calling BART Police at (510) 464-7000.

For emergencies, call 911.



Keep an eye out



for suspicious behavior.

We count on your help to report crimes, suspicious behavior or items in BART stations, trains and parking lots. Use these simple tips to give BART police officers the information they need to do their job effectively.



If you witness a crime or think you see a suspicious behavior or item:

- Call BART Police immediately at 1-877-679-7000, or if you are onboard a train, use the intercom located at the end of the car to call the Train Operator.
- Provide as much detail as possible about the incident or activity: what, where and when it happened, who was there, and any vehicle information you can recall.
- If you are a witness to a crime, make sure you are safe before calling BART Police. Tell them where to find you and wait for police to contact you.
- Never follow a suspect away from the crime scene.
- If you think an unattended item is suspicious, ask yourself if it is H.O.T.: Hidden, Obviously suspicious and not Typical for the location.

Some things to remember when describing a person:

- Gender, height, weight, skin color, hair color/style, clothing color/style and any unique marks like tattoos or scars.

How to describe a vehicle:

- License plate number, make, model, year (estimate), color, body description.

Call BART Police toll-free at 1-877-679-7000.

For emergencies, call 911.



Pet Theft Awareness



PROTECT YOUR DOGS FROM THIEVES!

Never leave your dog unattended while you shop!

Keep your garden secure!
About half of stolen dogs are taken from gardens!

Be vigilant! Thieves will grab dogs from owners on walks!



Also...

Ask your vet to check your dog's chip every time you visit!

Take regular photographs of your pets and be ready to use them!

Ensure your microchip details are up to date!

DON'T MAKE IT EASY FOR DOG THIEVES!



How to Describe a Suspect

Providing a detailed description of a criminal suspect can help solve crimes in San Francisco. Suspects can easily change their appearance with a hat, jacket or glasses. It is important to be mindful of unique characteristics such as body markings, tattoos, shoes and specific clothing markings, like logos.

Note the Following Unique Characteristics:

Race _____ Sex _____ Age _____ Height _____ Weight _____

Hair _____ Eyes _____ Complexion _____

- Physical Characteristics (slight or heavy build, scars, marks, tattoos, manner of walk, mustache, glasses) _____
- Clothing (type and color, logos or brand names, shoes, jewelry, accessories) _____
- Weapon (type of weapon used by the suspect: rifle, shotgun, automatic, revolver, knife) _____
- Remarks (note anything the suspect says, accent, any names used) _____
- Means of Escape (vehicle or foot, license plate number, year, make, model, color, traveling in which direction) _____

If it's safe, take a photo of the suspect, vehicle, license plate number, etc.

What to Do During an Emergency



How to Call 911 in an Emergency

- Remain Calm and **Dial 911** Immediately
 - **WHEN** to Dial 911
 - If a crime is posing an immediate threat to you or others
 - If there is a medical emergency
 - If the incident is in progress
 - If the incident just occurred and you know where the suspect is
- State the following information:
 - **WHERE** the incident is happening and **WHAT** is occurring, for example: *"I'm at 1234 Market Street and I've just been robbed"*
 - Tell the operator if you are in immediate danger or are being threatened
 - Be **brief, clear** and **accurate**
- As long as it is safe, stay on the line and answer the operator's questions
- Describe each suspect separately from head to toe (*see more information on the back of this card*)

Other Methods of Reporting

- To file a report online, visit sanfranciscopolice.org/Reports
- For TTY users, pressing the space bar every few seconds will help your call be recognized faster
- For non-emergency reporting, dial 311 or 415-553-0123 within SF or 415-701-2311 outside SF
- To call SFPD dispatch directly, dial 415-553-8090

When in doubt, call 911



San Francisco
District Attorney's
Office
Victim Services Division



Tel: 628-652-4100
Email: victimservices@sfgov.org
Web: sfdistrictattorney.org

In accordance with the City of San Francisco Shelter-in-Place Order No. C19-07b we are **ONLY** providing services **remotely through calls, texts and emails**

Hour of Operation During Shelter in Place

Monday through Friday 8:30am to 4:30pm

After Hours Assistance: Call 3-1-1

For Emergencies: Call 9-1-1



Trained Victim Advocates are available five days a week to provide victims of violent crime:

- Crisis support services and safety planning
- Guidance navigating the criminal justice system
- Referrals to local resources and services
- Assistance with victim impact statements
- Crime prevention information
- Restitution

If you have been the victim of a violent crime in San Francisco, you **MAY** be eligible for California Crime Victim Compensation including:

- Medical and dental treatment
- Mental health services
- Income loss
- Funeral and burial expenses
- Loss of support for dependents
- Home or vehicle modifications
- Home security
- Relocation
- Crime scene cleanup



Victim Services Division 350 Rhode Island 400 R North Building San Francisco, California 94103

Oficina del Fiscal del
Distrito de San
Francisco
División de Servicios
para Víctimas



Tel: 628-652-4100
Email: victimservices@sfgov.org
Web: sfdistrictattorney.org

De acuerdo con la Orden No. C19-07b de Quedarse-en-Casa de la Ciudad de San Francisco, **UNICAMENTE** estamos brindando servicios de forma remota a través de llamadas, mensajes de texto y correos electrónicos

Horario de Operación durante "La Orden de Quedarse-en-Casa"

Lunes a Viernes de
8:30am a 4:30pm

Para Asistencia fuera del Horario
de Operación: Llame al 3-1-1

Para Asistencia con Emergencias: Llame al 9-1-1



Trabajadores están disponibles cinco días a la semana para asistir a víctimas de crímenes violentos con:

- Servicios de apoyo durante crisis y planificación de seguridad
- Orientación para navegar el sistema criminal
- Referencias a recursos y servicios locales
- Asistencia con la declaración de impacto de víctimas
- Información sobre prevención de crimen
- Restitución

Si ha sido víctima de un crimen violento en San Francisco, QUIZAS puede ser elegible para la Compensación de Víctimas de Crímenes de California que incluye asistencia con:

- Tratamiento médico y dental
- Servicios de Terapia y Consejería
- Pérdida de ingresos
- Gastos de servicios funerarios y de sepelio
- Pérdida de apoyo económico para dependientes
- Modificaciones del hogar o vehículo
- Seguridad para el hogar
- Reubicación
- Limpieza de la escena del crimen



División de Servicios para Víctimas: 350 Rhode Island 400 R North Building San Francisco, California 94103

BART is Going Clipper-only systemwide

BART is accelerating its expansion of the number of stations where Clipper is the only fare product available for purchase. This will help create a more contactless system in the era of COVID-19.

All stations will be transitioned to Clipper-only sales in 2020, with one or more stations converted each week.

Riders will still be able to use paper tickets at all stations.



Visit bart.gov/clipper for more information.

BART ampliará las ventas exclusivas de Clipper en todo el sistema de estaciones a lo largo de 2020

www.clippercard.com



BART está acelerando la expansión del número de estaciones en las que Clipper es el único producto que podrá adquirirse para viajar. BART ha estado eliminando la venta de boletos de papel desde agosto de 2019. Una o más estaciones se convertirán cada semana durante 2020.

Experiencia sin contacto

Acelerar este esfuerzo ayudará a crear una experiencia con menos contacto para el pasajero en la era de la COVID-19. El uso de Clipper permite a los pasajeros evitar el contacto directo con las puertas de acceso, ya que la tarjeta solo debe sostenerse sobre el lector de tarjetas de la puerta de acceso sin tocarla.

Si bien los boletos de papel ya no estarán disponibles para la compra, los pasajeros aún podrán usar boletos de papel para entrar o salir a través de las puertas de acceso en todas las estaciones. Los pasajeros también podrán agregar suficiente tarifa a un boleto de papel para salir de la estación mediante las máquinas de recarga de tarifa ubicadas dentro del área de pago.

Beneficios de Clipper

La región ha priorizado el uso de Clipper como la tarjeta de transporte todo en uno del Área de la Bahía, administrada por la Comisión Metropolitana del Transporte (Metropolitan Transportation Commission, MTC). Además de ser sin contacto, la tarjeta Clipper tiene muchas ventajas en comparación con los boletos de papel:

- Clipper permite ahorrar dinero. Los boletos de papel para adultos tienen un recargo de 50 centavos en cada viaje, lo que equivale a \$1.00 por viaje de ida y vuelta. La tarjeta Clipper tiene un costo único de adquisición de \$3.00, que se amortiza en solo 3 viajes de ida y vuelta.
- La tarjeta Clipper es reutilizable y de larga duración.
- Casi todas las agencias de transporte de la región aceptan Clipper. Muchas otras agencias ofrecen tarifas con descuento cuando se usa Clipper.
- Los pasajeros pueden configurar su cuenta de tarjeta Clipper para hacer recargas automáticas.
- El importe cargado en la tarjeta Clipper está seguro cuando se registra. Si pierde la tarjeta, el saldo se puede reemplazar por una tarifa nominal.
- Las tarjetas Clipper se pueden comprar en cada estación BART y en muchos puntos de venta en toda la región.

Los clientes pueden usar Clipper de forma anónima. Las tarjetas Clipper no requieren registro. Es necesario registrarse para obtener beneficios adicionales, como la carga automática y la protección del saldo.

Para obtener una tarjeta Clipper en línea, encontrar ubicaciones para la compra en persona o detalles sobre cómo obtener una tarjeta de descuento para personas mayores, discapacitadas o jóvenes de 18 años o menos, vaya a www.clippercard.com.



BART 將在 2020 年擴增全系統只售 Clipper 卡的車站數量 www.clippercard.com



BART 正在加速擴增只售賣 Clipper 卡一種車票產品的車站數量。從 2019 年 8 月開始，BART 已逐步淘汰紙質車票的銷售。在 2020 年的每一個星期，都會有一個或多個捷運站完成轉換。

無接觸體驗

加速進行這項工作，將有助於我們在新冠肺炎 (COVID-19) 疫情期間，打造更全面的無接觸乘客體驗。當乘客使用 Clipper 卡時，只要將卡片懸置在閘門讀卡機上方就能感應票卡，而不必直接碰觸驗票閘。

雖然紙質車票將停賣，但乘客還是可以用紙質車票進出所有捷運站。另外，設在付費區域內的補票機也能為紙質車票充值，讓乘客補足出站所需的車費。

Clipper 卡的優點

本地區優先推行使用 Clipper 卡，讓這張由都市運輸委員會 (Metropolitan Transportation Commission) 管理的票卡能在灣區所有公交系統中一卡通用。除了無接觸外，Clipper 卡還有許多紙質車票所沒有的優點：

- Clipper 卡可為您省錢。使用成人紙質車票，單次車程需付 \$0.50 附加費，來回就要 \$1.00。Clipper 卡的初次購卡費是 \$3.00，只要來回 3 趟就可以回本。
- Clipper 卡可長期重複使用。
- 本地區幾乎所有交通機構都接受 Clipper 卡。許多其他機構也為使用 Clipper 卡的乘客提供車費折扣。
- 乘客可以設立自己的 Clipper 卡帳戶，讓卡片自動充值。
- 當乘客註冊時，Clipper 卡上的充值金額可以獲得保障。萬一卡片遺失，只要付少許費用就能拿回餘額。
- Clipper 卡在所有 BART 捷運站以及本地區許多零售點均可買到。

乘客可以匿名使用 Clipper 卡。Clipper 卡不需註冊。註冊可享更多好處，如自動充值和餘額保障。若想上網購買 Clipper 卡、尋找實體銷售點，或詳細了解如何為老人、殘障人士或 18 歲以下未成年人申辦折扣卡，請瀏覽 www.clippercard.com。





有興趣接收官方資訊, 可寫文字短信 **COVID19SF**, 發送到 **888-777**。

Envíe un mensaje de texto con la palabra **COVID19SF** al **888-777** para recibir noticias oficiales.

Para sa opisyal na paghahanda tungkol sa Coronavirus, i-text ang **COVID19SF** sa **888-777**.



San Francisco
Department of Public Health
sfdph.org

Stay safe, stay healthy

We can reduce the spread of coronavirus and save lives if we keep our distance and get help if we are feeling sick.

If you have a fever, cough, or are short of breath call:

Tom Waddell Urgent Care Center
415-713-1963

or

Zuckerberg San Francisco General Urgent Care
628-206-8000

Keep yourself and others safe

- Always stay 6 feet apart at all times
- Wash your hands with soap and water for at least 20 seconds at public washing stations or pit stops
- If you sleep in a tent, please only have one person inside at a time
- Avoid groups of tents greater than five and always ensure at least 6 feet between tents
- Unless you are having a life threatening emergency do not go to the emergency room.
- Sneeze and cough into your elbow, not your hands
- Do not share belongings with others to prevent exposure

Under the City's Public Health Order:

- Resource centers, access points will remain open
- Grocery stores, pharmacies, gas stations, and other supply stores will remain open
- Public transportation will continue to operate on a limited basis for those needing essential travel to get food or healthcare



City & County of San Francisco
Department of Public Health
[SF.gov/Coronavirus](https://www.sfdph.org/coronavirus)

Public hand-washing stations and local pit stops

Wash your hands with soap and water for at least 20 seconds at public washing stations or pit stops, located throughout the city. See the list below to find a location near you.

Public Hand Washing Stations (Open 24-hours a day)

Tenderloin:

- Willow Street, at Polk Street
- Hemlock Alley
- Ellis Street, at Taylor Street

UN Plaza:

- Leavenworth Street, at McAllister

SOMA

- 527 5th Street, at Bryant Street
- Mission Street, at 9th Street

Bayview

- Barneveld Avenue, at Loomis Street
- 1940 Evens Avenue
- 1634 Armstrong Avenue
- 1150 Thomas Avenue, at Hawes Street
- Carroll Street, at Ingalls Street

Mission

- Alabama Street, at Mariposa Street
- Mission Street, at 9th Street

Haight

- Ashbury & Haight Streets

Lake Merced/SF State

- Winston Drive, at Buckingham Way

Castro

- 3565 16th Street, before Market Street

Embarcadero

- Market Street, at Steuart Street

Chinatown

- Jackson Street, at Haight Street

Pit Stop Services

Bayview

- Mendell Plaza (Mon-Fri, 9am to 5pm)

Civic Center

- Grove & Larkin Streets (Daily, 7am to 8pm)

The Embarcadero

- Embarcadero Plaza (Daily, 9am to 8pm)

Castro

- Market & Castro Streets (Open 24 hours)
- Market & Church Streets (Daily, 9am to 8pm)

Mid-Market

- Hallidie Plaza (Daily, 7am to 8pm)
- U.N. Plaza (Daily, 9am to 8pm)

Lower Polk

- Myrtle & Larkin Streets (Daily, 9am to 8pm)

Haight

- Haight & Buena Vista Avenue West (Mon-Fri, 12pm to 7pm)
- Stanyan & Waller Streets (Daily, 9am to 8pm)

Mission

- 16th & Capp Streets (Mon-Fri, 11am to 6pm)
- 16th & Mission Streets (Daily, 9am to 8pm)
- 18th & Mission Streets (Mon-Fri, 12:30pm to 7:30pm)
- 24th & Mission Streets (Daily, 9am to 8pm)

North Beach

- Washington Square at Union Street (Daily, 9am to 8pm)

Ocean Beach

- Great Highway near Beach Chalet (Mon-Fri, 12 noon to 7 pm)

Outer Sunset

- Judah & La Playa streets (Daily, 9am to 4pm)

SoMa

- 6th and Jessie Streets (Open 24 hours)
- Victoria Manalo Draves Park (Mon-Fri, 8am to 4pm; Sat-Sun, 9am to 5pm)

Tenderloin

- 133 Golden Gate Avenue (Mon-Fri, 2pm to 9pm; Sat, 9am to 4pm)
- 101 Hyde Street (Mon-Fri, 1:30pm to 8:30pm; Sat, 9:30am to 4:30pm)
- Eddy at Jones Streets. (Open 24 hours)
- 388 Ellis Street (Mon-Fri, 9am – 4pm; Sat, 9am to 4pm)
- Eddy at Larkin Street (Mon-Sat, 9:30am - 4:30pm)



Get Tested SF

COVID-19 Testing Information

New testing site near you!

State of California Testing Site:

Any SF resident is eligible, appointment only

City College Student Health Center

50 Frida Kahlo Way, HC-100

To schedule a test visit lhi.care/covidtesting
or call 1-888-634-1123



Get Tested SF

Additional COVID-19 Testing Sites

San Francisco is providing expanded COVID-19 testing for anyone who lives or works in the city.

All essential workers can get tested regardless of symptoms. For anyone else, you must have at least one of the COVID-19 symptoms, such as fever or cough, or had recent contact with someone with COVID-19.

- Testing is free at various sites throughout the City.
- You do not need a doctor's note to schedule a test or need medical insurance to get tested.
- Appointments are required and can be made online or by phone.
- Results are available in 1 to 3 days.

Call 311 to schedule a test at one of the following sites if you are uninsured.

Will see those with recent, close contact with someone who is COVID19+, even without symptoms.

Castro Mission Testing Site

3850 17th Street | M-F: 8-5pm | S-S: 12-4pm

Maxine Hall Testing Site

1181 Golden Gate Avenue | M-F: 8-5pm

Southeast Health Center Testing Site

2401 Keith Street | M-F: 8-5pm

ZSFG Testing Site

1001 Potrero Avenue | M-F: 9-6pm

Call 415-552-3870 to schedule

Mission Neighborhood Health Center

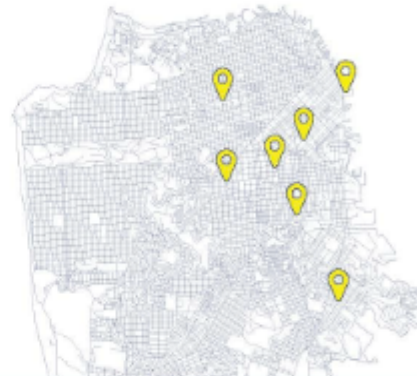
Shotwell Parking Lot | 240 Shotwell Street
M-F: 8-5pm

CityTestSF locations:

Drive-through and walk-through locations

- Pier 30/32
- SOMA at 7th and Brannan

To schedule a test at one of these locations, visit sf.gov/citytestsf or call 311



Symptoms of COVID-19:

- Body aches
- Chills
- Cough
- Diarrhea or vomiting
- Fatigue
- Fever (100° F/37.8° C)
- Headache
- Loss of smell or taste
- Nasal congestion
- Runny nose
- Shortness of breath
- Sore throat

Note: A test detects if you have the virus at the time you take the test. It does not test for immunity or if you had the virus in the past. If your test is negative, you must remain cautious as you can still get infected.



sf.gov/GetTestedSF



City & County of San Francisco
Department of Public Health



Hágase la prueba SF

Información acerca de la prueba del COVID-19

Nuevo centro de prueba cerca de usted

Centro de pruebas del estado de California:

Cualquier residente de SF es elegible, solo se atiende con cita previa

Centro de Salud Estudiantil del colegio de la ciudad (City College Student Health Center)
50 Frida Kahlo Way, HC-100

Para programar una prueba, visite

lhi.care/covidtesting o llame al **1-888-634-1123**



Hágase la prueba SF

Centros de prueba COVID-19 adicionales

San Francisco ofrece pruebas de COVID-19 para cualquier persona que viva o trabaje en la ciudad.

Todos los trabajadores esenciales pueden hacerse la prueba de forma gratuita independientemente de los síntomas. Las demás personas deben tener al menos un síntoma de COVID-19, como fiebre o tos, o haber tenido contacto reciente con alguien con COVID-19.

- Las pruebas son gratuitas en distintos lugares de la ciudad.
- Usted no necesita una nota de su doctor para programar una prueba, ni es necesario tener seguro médico para poder hacérsela.
- Solo se atiende con cita previa. Puede hacer la cita por internet o teléfono.
- Los resultados están disponibles de 1 a 3 días.

Si no tiene seguro médico, llame al 311 para programar una prueba en uno de los siguientes lugares.

Se atenderá a aquellas personas que han tenido contacto reciente y cercano con una persona que resultó positiva a la prueba de COVID-19, incluso si no tienen síntomas.

Centro de pruebas en Castro Mission
3850 17th Street | de lunes a viernes: 8-5pm
sábado y domingo: 12-4pm

Centro de pruebas Maxine Hall
1181 Golden Gate Avenue | de lunes a viernes: 8-5pm

Centro de pruebas Southeast Health Center
2401 Keith Street | de lunes a viernes: 8-5pm

Centro de pruebas Zuckerberg SF General
1001 Potrero Avenue | de lunes a viernes: 9-6pm

Llame al 415-552-3870 para programar una cita

Estacionamiento de Mission Neighborhood Health Center
240 Shotwell Street
de lunes a viernes: 8-5pm

Ubicaciones de CityTestSF:

Lugares para hacerse la prueba desde su coche o si llega caminando

- Muelle 30/32
- SOMA, en la esquina de 7th y Brannan

Para programar una prueba en uno de los siguientes lugares, visite sf.gov/citytestsf o llame al 311.



Síntomas de COVID-19:

- Dolor de cuerpo
- Escalofríos
- Tos
- Diarrea o vómito
- Fatiga
- Fiebre (100° F/37.8° C)
- Dolor de cabeza
- Pérdida del olfato y gusto
- Congestión nasal
- Secreción nasal
- Dificultad para respirar
- Dolor de garganta

Tenga en cuenta: La prueba detecta si tiene el virus al momento de tomarla. No detecta si tiene inmunidad o si tuvo el virus en el pasado. Aunque su prueba salga negativa, todavía debe mantener sus precauciones, ya que aún puede contagiarse.



sf.gov/GetTestedSF



City & County of San Francisco
Department of Public Health



三藩市齊檢測!

新型冠狀病毒檢測資訊

您附近的新檢測地點!

加州檢測地點:

所有三藩市居民都符合資格，
但需提前預約。

三藩市市立大學學生健康中心

50 Frida Kahlo Way, HC-100

預約檢測，請瀏覽網址

lhi.care/covidtesting 或致電 1-888-634-1123



三藩市齊檢測!

新型冠狀病毒檢測資訊

三藩市正為任何在本市居住和工作的人士提供已擴展了的新型冠狀病毒檢測。

無論有否徵狀，所有基要工作人員都可以接受檢測。至於其他人，您必須至少有一種新型冠狀病毒症狀，例如發燒或咳嗽，又或者您最近與新型冠狀病毒有過接觸。

- 檢測是免費的，並可在三藩市各個檢測站進行。
- 您無需醫生證明即可預約檢測時間，亦不需要醫療保險以獲得檢測。
- 預約是必需的，可以於網上或致電預約。
- 檢測結果可於1至3天內取得。

如果您沒有保險，請致電 311 安排在以下其中一個檢測站進行測試。

本測試歡迎最近曾與新型冠狀病毒檢測呈陽性人士有密切接觸且沒有徵狀的人。

卡斯特羅/米慎區檢測站 17街 3850 號 | 週一至週五：
上午8時至下午5時 | 週六、日：中午12時至下午4時

Maxine Hall 檢測站 金門大道 1181 號 | 週一至週五：
上午8時至下午5時

東南健康中心檢測站 Keith 街 2401 號 | 週一至週五：
上午8時至下午5時

ZSFG 檢測站 Potrero 街 1001 號 | 週一至週五：
上午9時至下午6時

請致電 415-552-3870 預約

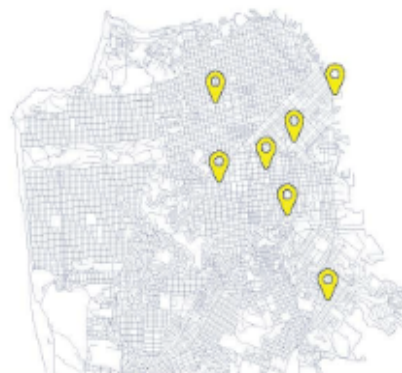
米慎都會健康中心 Shotwell 停車場 | Shotwell 街 240 號
| 週一至週五：上午8時至下午6時

「三藩市檢測」站地點：

車道(免下車)及步入檢測站地點

- 30/32 號碼頭
- 七街和 Brannan 街的 SOMA

請瀏覽 sf.gov/citytestsf，安排於其中一個檢測站進行測試。



新型冠狀病毒症狀：

- 身體酸痛
- 發冷
- 咳嗽
- 腹瀉或嘔吐
- 疲勞
- 發燒 (華氏100度/攝氏37.8度)
- 頭痛
- 失去嗅覺及味覺
- 鼻膜充血(鼻塞)
- 流鼻涕
- 氣促
- 喉嚨疼痛

注意：測試會在您進行測試時檢測您是否感染了病毒。它不會測試免疫力或您以前是否感染過病毒。如果您的測試結果呈陰性，您仍必須保持謹慎，因為您仍然有機會被感染。



sf.gov/GetTestedSF



City & County of San Francisco
Department of Public Health
三藩市公共衛生局

Worried about novel coronavirus (COVID-19)? 擔心感染新型冠狀病毒？ Nagaaalala ka ba tungkol sa coronavirus? ¿Está preocupado por el nuevo coronavirus?

Follow these common sense health practices now to protect against seasonal cold and flu including novel coronavirus if it comes to our community.

應按照衛生常識的做法預防季節性流感和疫情，包括新型冠狀病毒，若出現在社區內傳播的情況。

Gawin ang mga sumusunod na mga pangkaraniwang pamamaraan sa pag-alaga ng kalusugan para labanan ang seasonal na lagnat at trangkaso kasama ang novel coronavirus kung sakaling dumating ito sa inyong komunidad.

Sigua estas sensatas prácticas sanitarias hoy mismo para protegerse durante la temporada del catarro, la gripe e incluso el nuevo coronavirus, si es que llega a nuestra comunidad.



1

Wash your hands often with soap and water, for at least 20 seconds.

使用肥皂和清水洗手，並搓手至少 20 秒。

Dalasan ang paghugas ng inyong mga kamay ma hindi baba sa 20 segundo gamit ang sabon at tubig.

Lávase las manos frecuentemente con agua y jabón por lo menos unos 20 segundos.




2

Cover your cough and sneeze. If you are sick, face masks can prevent spread of germs to others, but are not recommended to prevent getting sick. Face masks are NOT a substitute for handwashing.

咳嗽或打噴嚏時應掩蓋口鼻。生病時佩戴口罩可防止將病菌傳播他人，並不建議使用口罩預防疾病。口罩無法取代洗手。

Takpan ang inyong pagtubo at pagbahing. Kung ikaw ay may sakit, makakatulong ang paggamit ng face mask sa pagiwag ng pagkalat ng mikrobyo, ngunit hindi ito inirekomenda para maiwasan ang sakit. Ang pagsuot ng face ask ay hindi kapalit ng paghugas ng kamay.

Cúbrase la tos y los estornudos con el brazo. Si está enfermo, las máscaras pueden evitar la propagación a los demás pero no se recomiendan para evitar enfermarse. Las máscaras no sustituyen lavarse las manos.



3

Stay home when sick. If you or someone you live with has returned from China in the past 14 days, and are now sick, call your doctor and give your symptoms and travel history.

身處不適該留在家。若你或與你同住一屋的人士在 14 日內從中國大陸返回美國後身感不適，請致電及告知醫生的症狀及旅遊記錄。

Manatili sa inyong tirahan kung kayo ay may sakit. Kung kayo o mga kasambahay ninyo ay bumiyaha mula China noong nakaraang 14 araw, at sila ngayon ay may sakit, tawagan ang inyong doktor at ipaalam ang mga sintomas at kasaysayan ng paglalakbay.

Si está enfermo, quédese en casa. Si usted o alguien más regresaron de la China en los últimos 14 días y se están enfermos, llame a su médico y relate sus síntomas e historial de viajes.



4

Get a flu shot! It will help you avoid flu symptoms which are similar to novel coronavirus symptoms.

接種流感疫苗！預防你出現類似新型冠狀病毒症狀的流感病徵。

Magce-flu shot kayo! Makakatulong ito sa pagiwag sa sintomas ng trangkaso na kahawig din ng sintomas ng novel coronavirus.

¡Vacúnese contra la gripe! La vacuna le puede ayudar a evitar síntomas muy similares a los del coronavirus.



San Francisco
Department of Public Health

February 2020

STOP THE SPREAD OF GERMS

Help prevent the spread of respiratory diseases like COVID-19.

Avoid close contact with people who are sick.



Cover your cough or sneeze with a tissue, then throw the tissue in the trash.



Avoid touching your eyes, nose, and mouth.



Clean and disinfect frequently touched objects and surfaces.



Stay home when you are sick, except to get medical care.



Wash your hands often with soap and water for at least 20 seconds.



[cdc.gov/COVID19](https://www.cdc.gov/COVID19)

阻止病毒传播

帮助预防呼吸道病毒如 COVID-19 的传播。

避免与患病的人近距离接触。



咳嗽和打喷嚏时，用纸巾遮住口鼻，然后将纸巾扔进封闭的垃圾箱。



避免触碰自己的眼睛、鼻子和嘴巴。



对频繁接触的物体和表面进行清洁和消毒。



生病时请留在家中，除非要接受医疗救治。



经常用肥皂和水洗手，每次至少 20 秒钟。



cdc.gov/COVID19-ch

DETENGA LA PROPAGACIÓN DE LOS MICROBIOS

Ayude a prevenir la propagación de enfermedades respiratorias como el COVID-19

Evite el contacto cercano con las personas enfermas.



Cúbrase la nariz y la boca con un pañuelo desechable al toser o estornudar y luego bótelo a la basura.



Evite tocarse los ojos, la nariz y la boca.



Limpie y desinfecte los objetos y las superficies que se tocan frecuentemente.



Quédese en casa si está enfermo, excepto para buscar atención médica.



Lávese las manos frecuentemente con agua y jabón por al menos 20 segundos.



cdc.gov/COVID19-es



Bias-Free Policing



Everyone deserves to be treated fairly.

SFPD officers undergo Implicit Bias & Procedural Justice training.

Our goal is ensure fair, impartial community policing.

We're dedicated to providing *Safety With Respect for All.*

Learn about our ongoing efforts to eliminate bias and increase accountability at [sanfranciscopolice.org/bias-free](https://www.sanfranciscopolice.org/bias-free).



每個人都應該得到公平的對待。

SFPD

官員接受不偏不倚的程序及正義培訓。我們的目標是確保公平公正的警務。

我們致力提供所有安全及尊重。

想了解更多地消除偏見並增加問責制，
請上網到我們的網站 [sanfranciscopolice.org/bias-free](https://www.sanfranciscopolice.org/bias-free)。



Policía sin Sesgos



Todos merecemos ser tratados con justicia.

Los oficiales de SFPD se someten a entrenamiento de imparcialidad y justicia procesal.

Nuestro objetivo es garantizar policía comunitaria justa y imparcial.

Estamos dedicados a brindar seguridad con respeto para todos.

Conozca nuestros esfuerzos para eliminar el sesgo y elevar la responsabilidad en: [sanfranciscopolice.org/bias-free](https://www.sanfranciscopolice.org/bias-free).

NOW'S THE TIME

JOIN THE SFPD

GO TO SFPDCAREERS.COM



Join the SFPD – and be part of San Francisco's finest!

San Francisco is a world-class city with a world-class police force. From Alseman's Wharf to Golden Gate Park and from Nob Hill to the Tenderloin, whether we're on foot patrol, horseback, or in squad cars, investigating felonies, responding to emergencies or leading classes on public safety, we're working with you to help keep our community safe.

"The San Francisco Police Department offers qualified candidates the opportunity to make a positive difference in our citizens' daily lives. I encourage you to apply today to see how you can become one of San Francisco's finest."

Chief William Scott

Applying is easy!

We are accepting Entry Level (Q-2) Police Officer applications. To apply please follow the 2-step process:

1. Apply with the City and County of San Francisco at www.jobaps.com/sf (Entry Level (Q-2) Police Officer)
2. Go to www.nationaltestingnetwork.com, choose law enforcement and register to take the San Francisco Police Department's Written Examination*.

*As part of this process, you will need to establish an account with NTN. A fee is required to take the written examination. Candidates with demonstrated financial hardship may submit a request to have the fee waived prior to test registration. See "Candidate FAQ #27" on the NTN website (<https://nationaltestingnetwork.com/publicsafetyjobs/faqs.cfm>) to learn more on how to apply for a fee waiver.

Have Questions? Contact the San Francisco Police Department Recruitment Unit

1245 3rd Street, 5th Floor, San Francisco, CA 94158
 Phone: 415-837-7270
 Fax: 415-575-6095



The San Francisco Police Department values diversity in its workforce, and is committed to fair and equal treatment of all applicants for employment. Discrimination on the basis of sex, race, religion, color, national origin, ancestry, disability, medical condition, marital status, sexual orientation, or other protected categories is prohibited and unlawful.

EMERGENCY:	911
Non-Emergency:	553-0123
Cell Phone 911:	553-8090
Local City Services: (DPW, DPT, HOT, Etc.)	311
Ingleside Station:	404-4000
Captain Chris Woon	404-4030 Chris.Woon@sfgov.org
S.A.F.E.	553-1984
Website:	www.sfpdInglesidestation.com
Victim Services	(628) 652-4100
Chinese Tip Line/ Blessing Scam Hotline:	404-4040 – Helen Jiang (Station Clerk)
Property Crimes	404-4044
Text a Tip:	847411 (Tip 411)
SFPD Tip Line: (Translators Available)	575-4444
Graffiti Abatement:	850-6951
Permits/ Events/ Code Abatement:	404-4023 – Officer Brandt, Officer-Phillips, Officer Najarro
Deputy City Attorney	554-3970- Megan Ryan Megan.Ryan@sfcityatty.org
Deputy District Attorney:	(628) 652-4174 – Jack Shannon
City Attorney Code Enforcement Tip line:	554-3977
Dept. of Parking & Traffic:	553-1943
DPW Dispatch	695-2020



We the members of the San Francisco Police Department are committed to creating a safe, healthy, and vibrant community. Our spirit and work is guided by a guardian mindset, and we recognize that our role as protectors is rooted in empathy, understanding, and mutual respect. We partner and engage with community members and organizations to collaboratively identify and problem-solve local challenges and increase safety for residents, visitors, and officers. All members of the Department embody the following values, and in doing so strive to earn the community's trust, support, and confidence:

