



# Central Station Newsletter

**San Francisco  
Police**



### Inside this issue:

Captain's Message	1-3
Weekly Crime Update	4-8
Featured Officer of the Month	9
Press Releases/Events/Info	10-17
Career Opportunities	18-19
Resource Information	20

### Captain Robert Yick's Message

Friday, October 18, 2019

Dear Community Members,

“Coffee with a Cop” provides a unique opportunity for community members to sit and converse with our officers and learn more about their impact in the neighborhood.

On October 16, 2019, Central Station partnered with Starbucks to host the event. We enjoyed our time with all of you and look forward to seeing you at our next event.



*Captain Robert Yick  
Commanding Officer Central Station*



### Next Community Meeting:

Date: 11/21/19  
Time: 5:00pm  
Location:  
Grace Cathedral  
(Library)  
1231 Sacramento St

Thank you for  
subscribing to our  
Newsletter!

Please follow us on  
Twitter @SFPDCentral

Chief William Scott's  
message

[http://  
sanfranciscopolice.org/  
chief-police](http://sanfranciscopolice.org/chief-police)

## EARTHQUAKE PREPARDNESS

### Before an Earthquake:

1. Be prepared to act. Know how to act so your response is automatic. Identify safe places in your work area to 'Drop, Cover and Hold On.' Know at least two ways to exit the building safely after an earthquake.
2. Stock up on emergency supplies. Keep the basics: flashlight, first-aid kit, whistle, gloves, goggles, blankets and sturdy shoes. Coordinate supplies with your work group or department. Plan as if food and water may not be available for about 24 hours and other supplies for up to 3 days.
3. Arrange your work area for safety. Make sure that bookcases, large file cabinets and artwork are anchored. Store heavy objects on low shelves. Store breakable objects in cabinets with latches. Use normal work order process to get furniture anchored.

### During an Earthquake:

4. Remain calm as the quake occurs – others will respond to your actions. A cool head can prevent panic. If you are indoors when the shaking occurs, stay there. Move away from windows and unsecured tall furniture. Drop, cover and hold on under a desk, a table or along an interior wall. Protect your head, neck and face. Stay under cover until the shaking stops and debris settles.
5. If you are outdoors, move to an open area away from falling hazards such as trees, power lines, and buildings. Drop to the ground and cover your head and neck.

### After an Earthquake:

6. Remain calm and reassuring. Check yourself and other for injuries. Do not move injured people unless they are in danger. Use your training to provide first aid, use fire extinguishers, and clean up spills. In laboratories, safely shut down processes when possible.
7. Expect aftershocks. After large earthquakes, tremors and aftershocks can continue for days.
8. Be ready to act without electricity or lights. Know how to move around your work area and how to exit in the dark. Know how to access and use your emergency supplies. Be aware of objects that have shifted during the quake.
9. If you must leave a building, use extreme caution. Continually assess your surroundings and be on the lookout for falling debris and other hazards. Take your keys, personal items and emergency supplies with you if safe to do so. Do not re-enter damaged buildings until an all-clear is given.
10. Use telephones only to report a life-threatening emergency. Cell and hard-line phone systems will be jammed. Text messages take less band width and may go through when voice calls can't be made.

---

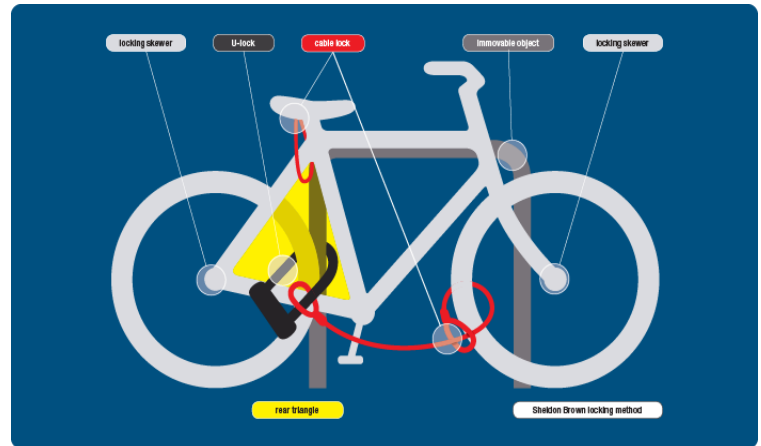
As a **reminder**, Central's Community Meeting will be held Thursday, November 21, 2019 at 5 p.m. at Grace Cathedral. The meeting is open to everyone from the Central District and it is a good way to discuss issues in the district.

If you have any questions or concerns that impact your neighborhood, please contact me at [Robert.Yick@sfgov.org](mailto:Robert.Yick@sfgov.org) or call me at 415-315-2400.

Thank you for your support.

Continued from page 1

## RIDE ON!



### Make Bicycle Theft a Thing of the Past

In order to address the issues cyclists are faced with, SAFE has partnered with the San Francisco Police Department and dedicated community members to create SAFE Bikes. SAFE Bikes maintains a registry to help get your bike back to you in case it's stolen, and an information page to keep you and your bike out of harm's way.

The SAFE Bikes sticker and ID code have been instrumental in helping law enforcement get recovered bikes back to their owners. To register your bike with SAFE Bikes, you will need:

Make, model, serial number and complete description of the bicycle.

A photo of the purchase receipt

A photo of the bicycle

Please send an email at [info@sfsafe.org](mailto:info@sfsafe.org) with your name and address and we'll get you started with bike registration.

After your registration is complete, you will receive a sticker in the mail to place on your bike.

## Crimes of Note

### Burglary (Commercial and Residential)

**Burglary** – The intent upon entry into a property to commit grand theft, petty theft, or any felony.

10/11	7:30pm	<b>Burglary, Other Building</b> Unit blk of Sansome	Victim found the front door damaged and property missing.
10/11	7:00pm	<b>Burglary, Other Building</b> 500 blk of Market	The victim found several items missing from his office.
10/13	9:28pm	<b>Burglary, Other Building</b> 500 blk of Sutter	Suspect gained access to Victim's business and found several laptops missing.
10/14	9:00pm	<b>Burglary, Store</b> Unit blk of Francisco	Suspect entered through the garage and attempted to enter the business.
10/14	8:00am	<b>Burglary, Residence</b> 500 blk of Vallejo	Victim came home and saw window screen was removed. Victim then noticed jewelry missing from his bedroom.

### Robbery

10/13	3:30pm	<b>Robbery, w/ Force</b> 400 blk of Market	Suspect snatched phone from victim's hand. Victim did not let and screamed for help. <b>Arrest Made</b>
10/15	3:30am	<b>Robbery, w/ Force</b> 1000 blk of Larkin	Victim was followed and surrounded by several suspects. Victim fell to the floor and suspects began assaulting the victim. The suspects took the victims wallet.
10/16	1:00pm	<b>Robbery, w/ Gun</b> 800 blk of Jones	Suspect approached the victim and demanded the Victim's wallet. The suspect then used a fire-arm to hit the victim on the face.
10/17	6:30pm	<b>Robbery, w/Force</b> Waverly/ Washington	Victim was assaulted by several suspects. The suspects were able to take the victim's property.

## Crimes of Note

### Aggravated Assault

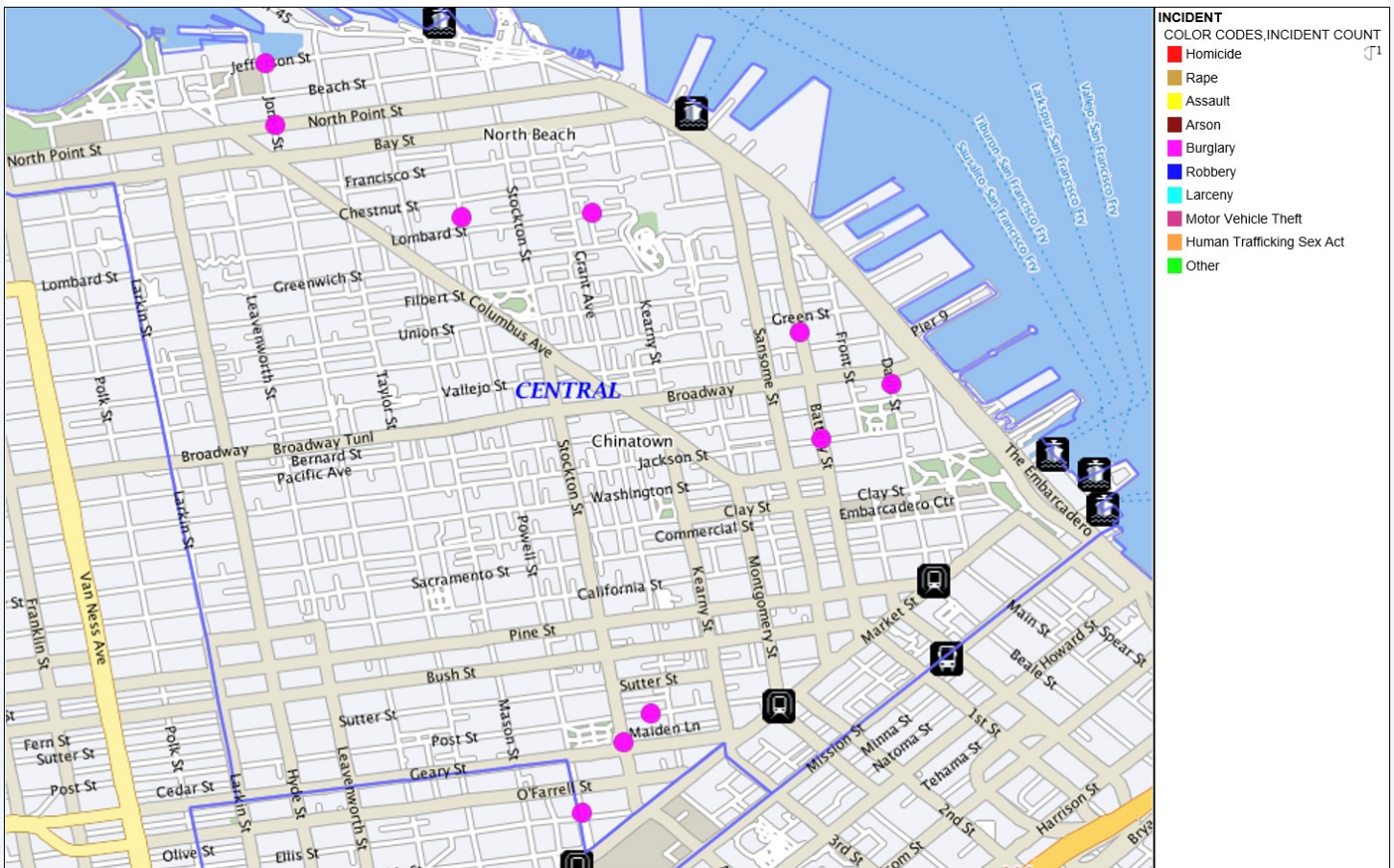
10/16	2:10am	<b>Aggravated Assault, With Other Weapon</b> <b>Jones/Pine</b>	Victim was loading items into his vehicle, when he suddenly heard " Whats up man?" As the victim turned, the suspect struck the victim with an unknown object.
-------	--------	---	--

# Burglary

Weekly COMPSTAT Part 1 Crimes Detail- from 09-30-2019 To 10-06-2019\*

\*\*\*Central\*\*\*

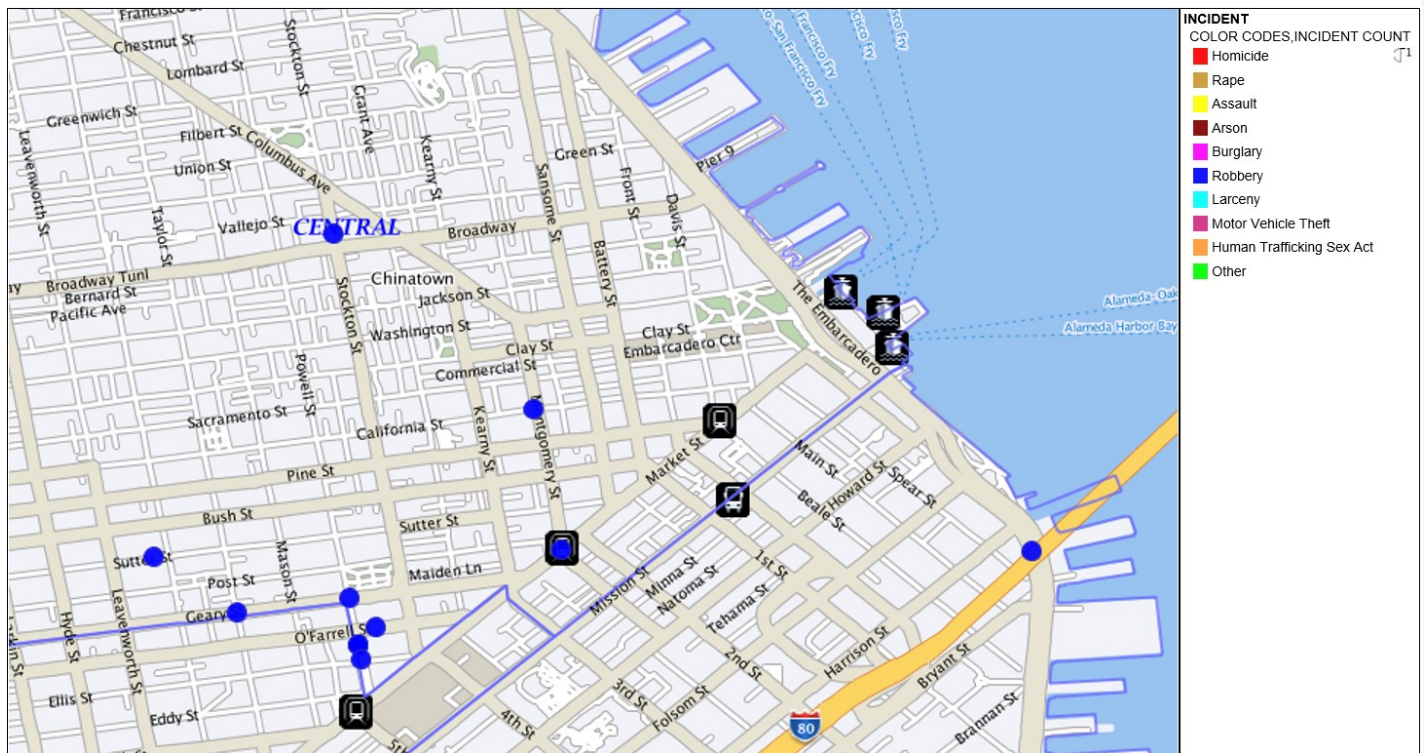
	Crime Category	Crime Subcategory	This Week	Last Week	% Change	2019 YTD	2018 YTD	% Change
<b>PART I</b>	BURGLARY	Attempted Forcible Entry	0	1	-100.00%	31	46	-32.61%
		Forcible Entry	4	6	-33.33%	277	259	6.95%
		Unlawful Entry - No force	6	4	50.00%	377	435	-13.33%
<b>Grand Total</b>			<b>10</b>	<b>11</b>	<b>-9.09%</b>	<b>685</b>	<b>740</b>	<b>-7.43%</b>



# Robbery

Weekly COMPSTAT Part 1 Crimes Detail- from 09-30-2019 To 10-06-2019\*  
 \*\*\*Central\*\*\*

	Crime Category	Crime Subcategory	This Week	Last Week	% Change	2019 YTD	2018 YTD	% Change
<b>PART I</b>	ROBBERY	Firearm	0	1	-100.00%	29	39	-25.64%
		Knife or Cutting Instrument	0	0	0.00%	19	24	-20.83%
		Other Dangerous Weapon	2	1	100.00%	28	52	-46.15%
		Strongarm (no weapon)	10	5	100.00%	290	316	-8.23%
<b>Grand Total</b>			<b>12</b>	<b>7</b>	<b>71.43%</b>	<b>366</b>	<b>431</b>	<b>-15.08%</b>

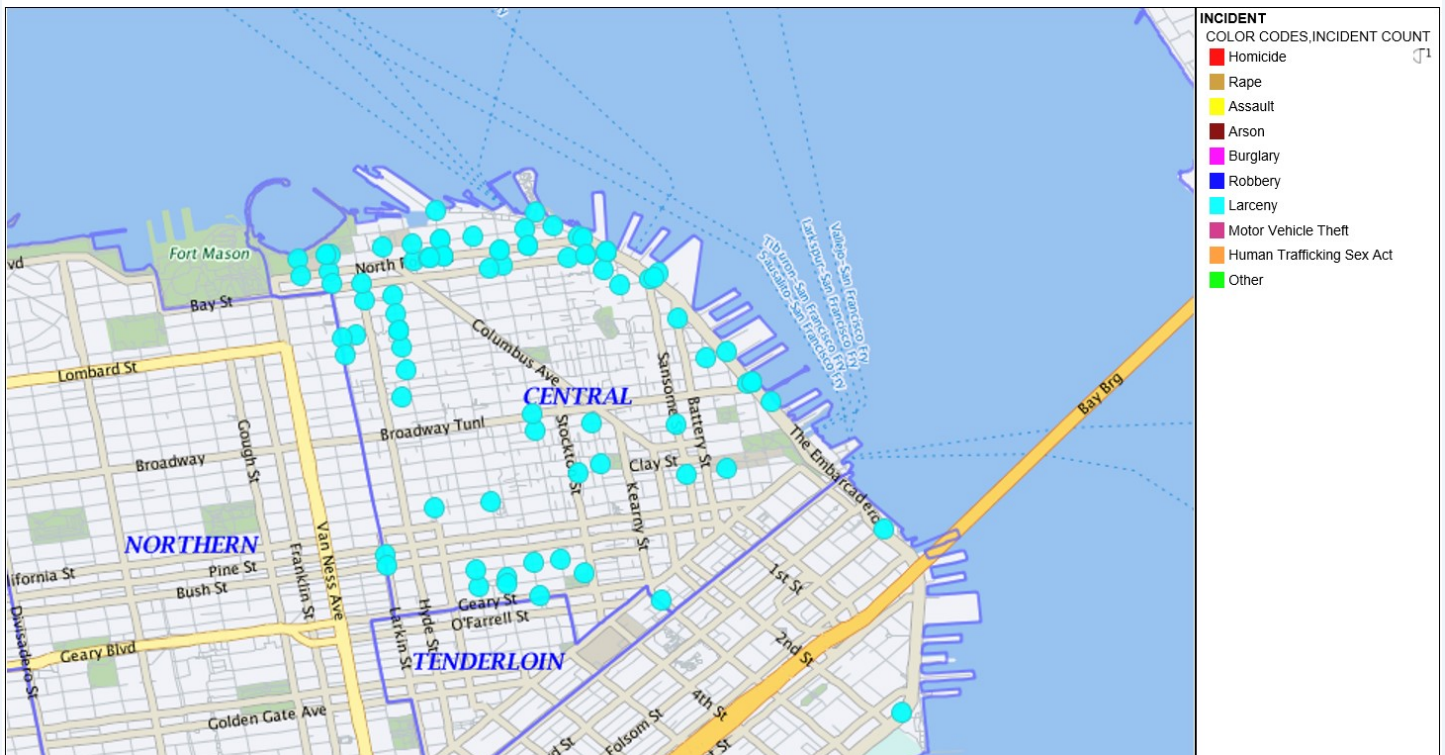


# Auto Burglary

Weekly COMPSTAT Part 1 Crimes Detail- from 10-07-2019 To 10-13-2019\*

\*\*\*Central\*\*\*

	Crime Category	Crime Subcategory	This Week	Last Week	% Change	2019 YTD	2018 YTD	% Change
<b>PART I</b>	LARCENY THEFT	Auto Burglaries	98	129	-24.03%	3960	4533	-12.64%
<b>Grand Total</b>			<b>98</b>	<b>129</b>	<b>-24.03%</b>	<b>3960</b>	<b>4533</b>	<b>-12.64%</b>





# Featured Officer of the Month



## Jacqueline Hernandez #4039

Officer Hernandez was born in Los Angeles, California. She graduated from Firebaugh High School in Lynwood, California and attended UC Berkeley where she studied Psychology and Legal Studies.

Officer Hernandez joined the San Francisco Police Department in November 2016. After graduating from the Police Academy, she was assigned to Mission Station for training. After completing training, he was assigned to Taraval Station for probation. After probation, she was assigned to Central Station.

When asked what his favorite thing about the Central is she responded,

“I love working with remarkable officers in a truly diverse community”

## Definition of Suspicious Activity

Suspicious activity is any observed behavior that could indicate a crime-related incident has been committed, or about to be committed. Unusual items or situations: A vehicle is parked in an odd location, a package/luggage is unattended, a window/door is open that is usually closed, or other out-of-the-ordinary situations occur.

Examples of Suspicious Activity:

- ◆ An individual peering into vehicles to locate any valuables left unattended.
- ◆ An individual trying door handles to vehicles, and/or residences to gain access to the vehicle and/ or residence.
- ◆ An individual checking front doors of residences to locate any unattended packages, or individuals following delivery trucks to see where the truck is dropping off packages.



**See something.  
Say something.**

## Definition of Community Policing

Community policing, or community-oriented policing, is a strategy of policing that focuses on police building ties and working closely with members of the communities.

- Homeless Outreach and Outreach to Drug Users: Central Station officers coordinate with city agencies to provide outreach and assistance to rehabilitate those who are dependent on illegal drugs and outreach to homeless individuals to connect them with resources and support.
- Foot Patrols: Central Station have beat officers assigned to Union Square, Fisherman's Wharf, Chinatown, North Beach and Market/Drumm area.
- Monthly Police Community Relations Meetings: Community Meetings are held continuously. Officers also attend meetings with merchants groups, business groups, development authorities and others. Concerns are voiced and addressed through problem solving.
- Email Updates: Central Station sends out newsletter updates to residents in the District that alerts residents of crime trends, upcoming community events, crime prevention tips, and information on how to contact officers at the District Station.



# Park Smart!

**If you love it, don't leave it.**

Car thieves only need seconds to break into your car.

So Park Smart and take all valuables with you —  
from small items — cell phones and sunglasses —  
to bigger items — luggage and backpacks.

**Don't tempt a car thief.**

# SAN FRANCISCO POLICE DEPARTMENT



## Auxiliary Law Enforcement Response Team (ALERT)



Are you someone who is interested in disaster preparedness and wants to help out your community while working hand in hand with Law Enforcement? If so, then the ALERT program is for you!



## What is the ALERT Program?

The San Francisco Police Department Auxiliary Law Enforcement Response Team (ALERT) is a volunteer citizen disaster preparedness program. The ALERT program trains members of the public to assist Law Enforcement in essential tasks after a major disaster, and in other identified non-disaster activities. Such tasks may include: traffic control, foot patrols of business and residential areas, reporting criminal activity etc. Volunteers must be at least 16 years of age and must live, work, or attend school in San Francisco.

The ALERT program is modeled after, and works in partnership with, the San Francisco Fire Department Neighborhood Emergency Response Team (NERT) program.

### Three Ways To Become An ALERT volunteer:

After clearing a basic background check you will be eligible to register for one of our triannual ALERT training classes as follows:

1. Complete two 8 hour classes with ALERT, or,
2. If you are already NERT Certified, complete one 8 hour class with ALERT, or,
3. If you are an SFPD Community Police Academy graduate, complete one 8 hour class with ALERT.

## San Francisco Police Department ALERT Program Community Engagement Division

Commander David Lazar, Commanding  
Mark Hernandez, Program Coordinator


Phone: 415-558-5545

E-mail: [sfpdalert@sfgov.org](mailto:sfpdalert@sfgov.org)



Web: [www.sf-police.org/alert](http://www.sf-police.org/alert)

Facebook: [www.facebook.com/sfpdalert](http://www.facebook.com/sfpdalert)



**The SFPD wants to hear from YOU.**

We are committed to excellence in law enforcement and are dedicated to the people, traditions and diversity of our City. Our mission is to provide service with understanding, response with compassion, performance with integrity and law enforcement with vision.

We welcome your comments. Let us know how we're doing, what we could be doing better and your thoughts on how your police department can work more closely with the community we proudly serve.

Visit us at [sanfranciscopolice.org/feedback](https://sanfranciscopolice.org/feedback). Your feedback will help SFPD better serve our City.

Comments will be reviewed by our Community Engagement Unit and forwarded to the relevant unit, department office or neighborhood station for review and follow up, if appropriate.

(If this is an emergency, please call 911. For non-emergencies, call 415-553-0123. You may also visit <http://sanfranciscopolice.org/police-commendation-complaint> for more information on providing input on SFPD policies and practices.)



COLD CASES

Step Up. Speak Out.  
Help SFPD solve homicide cold cases.  
[sanfranciscopolice.org/coldcases](http://sanfranciscopolice.org/coldcases)

Case 003-09071

# Do You Want a Brighter Block?

The **Fix-It Team** wants to help **illuminate** your neighborhood! We are distributing **free motion-sensor solar LED lighting** for property owners to install on their homes to enhance sidewalk visibility.

Property owners must sign a waiver form to participate; priority is given to properties within existing Fix-It neighborhoods, which you can see here: [sfmayor.org/fix-it-team](http://sfmayor.org/fix-it-team)

\*other rules apply



Keeping our neighborhoods safe & clean



# San FrancisGL

Contact [fixitteam@sfgov.org](mailto:fixitteam@sfgov.org) for more information.







# Bias-Free Policing



Everyone deserves to be treated fairly.

SFPD officers undergo Implicit Bias & Procedural Justice training.  
Our goal is ensure fair, impartial community policing.

We're dedicated to providing  
*Safety With Respect for All.*

Learn about our ongoing efforts to eliminate bias and increase accountability at [sanfranciscopolice.org/progress](https://www.sanfranciscopolice.org/progress).

To file a complaint, visit [sanfranciscopolice.org/complaint](https://www.sanfranciscopolice.org/complaint).



## Career Opportunities



### Join The S.F.P.D. – San Francisco's Finest

*The San Francisco Police Department welcomes dedicated men and women to join us in serving our City. I encourage you to apply to become one of San Francisco's finest.*

The City and County of San Francisco invites you to join a highly respected police department and serve the citizens of one of the most beautiful cities in the country. San Francisco Police Officers perform a wide variety of duties to promote public safety and security, prevent crime and enforce the law. Police officers perform a number of essential functions. For example, they patrol districts to prevent and detect crime; respond to calls for assistance; conduct criminal investigations; interact with the community to build cooperation and support; pursue and arrest suspects; enforce traffic and parking laws; write reports and maintain records; work with superiors, peers, and others as a team; prepare for and participate in planned events; prepare for court and give testimony; and fulfill other administrative duties when required. This is much more than a job; it is an opportunity to build a career of which you can be proud.

### Applying is Easy!

1. Apply with the City and County of San Francisco at [www.jobaps.com/sf](http://www.jobaps.com/sf) (Entry Level (Q-2) Police Officer)
2. Go to [www.nationaltestingnetwork.com](http://www.nationaltestingnetwork.com), choose law enforcement, and register to take the San Francisco exam (\$45). Financial assistance is available.
3. Choose an available exam date that's convenient for you.
4. Schedule your exam.
5. You will receive an email confirming your exam date, time and location.

### Have Questions? Contact the San Francisco Police Department Recruitment Unit

1245 3rd Street, 5th Floor, San Francisco, CA 94158

Phone: 415-837-7245

Fax: 415-575-6095



The San Francisco Police Department values diversity in its workforce, and is committed to fair and equal treatment of all applicants for employment. Discrimination on the basis of sex, race, religion, color, national origin, ancestry, disability, medical condition, marital status, sexual orientation, or other protected categories is prohibited and unlawful.



## *Career Opportunities*



The Police Reserve Officer Program is comprised of community members, such as yourself, and retired police officers who wish to volunteer as a Reserve Police Officer. These officers supplement the full-time officers in a variety of duties throughout the Department. This program is ideal for individuals who have an established career but always wanted to experience being Police Officer. Reserve Officers can enjoy the best of both worlds, maintain their chosen career while helping to police an internationally known city. There will be a Level III Reserve Police Academy starting on September 23, 2019 and it will conclude on December 4th. The Reserve Academy takes place on Mondays and Wednesdays from 6pm to 10pm and all day on Saturdays from 8am to 5pm. The cost for the Academy is 1765.00. This is the minimum requirement to be a Level III Reserve in the state of California. This is a volunteer position with great training opportunities and experiences seldom seen. The Level III Academy is 168 hours long.

If you need additional information please call Sgt. Kin Lee at the Community Engagement Division at 1-415-558-5514 or email [KinYau.Lee@sfgov.org](mailto:KinYau.Lee@sfgov.org) or Email Retired Deputy Chief, Garret Tom at [Garret.Tom@sfgov.org](mailto:Garret.Tom@sfgov.org)

<b>EMERGENCY:</b>	<b>911</b>
<b>Non-Emergency:</b>	<b>553-0123</b>
<b>Cell Phone 911:</b>	<b>911</b>
<b>Customer Service Center:</b>	<b>311</b>
<b>Central Station:</b>	<b>315-2400</b>
<b>Captain Robert Yick</b>	<b>315-2480 <a href="mailto:Robert.Yick@sfgov.org">Robert.Yick@sfgov.org</a></b>
<b>Patrol Lieutenants</b>	<b>315-2400</b>
<b>Anonymous Tip-Line</b>	<b>392-2623</b>
<b>S.A.F.E.</b>	<b>553-1984</b>
<b>Website:</b>	<b><a href="http://www.centralpolicestation.org">www.centralpolicestation.org</a></b>
<b>SFPD Tip Line:</b>	<b>575-4444</b>
<b>Chinese Tip Line:</b>	<b>315-2435</b>
<b>Text a Tip:</b>	<b>847411 (Tip 411)</b>
<b>Blessing Scam Hotline:</b>	<b>553-9219</b>
<b>Graffiti Abatement:</b>	<b>850-6951</b>
<b>Central Events:</b>	<b>315-2446 – Sgt. Tobius Moore</b>
<b>Central Permits/ Code Abatement:</b>	<b>315-2423 – Officer Steve Matthias</b>
<b>Deputy City Attorney:</b>	<b>554-3820 – Jill Cannon</b>
<b>Dept. of Parking &amp; Traffic:</b>	<b>553-1943</b>
<b>DPW Dispatch</b>	<b>695-2020</b>



**W**e, the members of the San Francisco Police Department, are committed to excellence in law enforcement and are dedicated to the people, traditions and diversity of our City. In order to protect life and property, prevent crime and reduce the fear of crime, **we will provide service with understanding, response with compassion, performance with integrity and law enforcement with vision.**

