




Taraval Station Newsletter



Community Members,



September is National Preparedness Month

National Preparedness Month, is recognized each September to promote family and community disaster and emergency planning now and throughout the year. "Prepared, Not Scared." Be ready for disasters.

We want to remind all the residents to take personal actions to prepare throughout the year for any types of emergency that may arise. Every year since September 2004, the country has marked "National Preparedness Month" as nationwide effort to educate individuals, families and organizations of the importance that personal preparedness can make during responses and recoveries to natural or manmade disasters.

See the following pages for forms from FEMA to help families prepare. Read more at <https://www.ready.gov/publications>

- In this issue, you will find information on events that are happening in our district and around the city. This issue also contains the current crime statistics for robberies, burglaries and auto burglaries.

If you are reporting a crime in progress, dial 9-1-1. Also, call 9-1-1 to report fires, medical emergencies or any emergency related to public safety.

To report a non-emergency incident (a crime that has already occurred and the suspects are gone) please call the SFPD non-emergency phone number at 415-553-0123 to have an Officer dispatched to meet with you. You may also go to any SFPD district station to make a report or go to

<https://www.sanfranciscopolice.org/get-service/police-reports/file-police-report>

- Taraval Station



Captain Nicholas Rainsford

Commanding Officer

Taraval Station



Next Community Meeting:

Meeting:

Tue., Sep. 17, 2019
6:00 pm - 7:00 pm

Taraval Station
Community Room
2345 24th Ave

Thank you for subscribing to our Newsletter.

Please follow us on:

Twitter:

@SFPDTaraval

Website: <http://www.taraval.org>

Inside this issue:

Page:

- 1 - Newsletter
- 2 - National Preparedness Month
- 5 - Cold Case Homicide News Conference
- 6 - Property Tax Saving Workshop
- 7 - Join the San Francisco Community Police Academy
- 9 - Become a Reserve Officer
- 10 - Bias-Free Policing
- 11 - Protect Your Vehicle Against Catalytic Converter Theft & EV Battery Theft
- 12 - Burglaries on Homes Under Construction Prevention Tips
- 13 - Park Smart
- 14 - Previous Two Weeks Notable Incidents
- 20 - Crime Maps (August 1 - 31)
- 23 - Community Boards
- 24 - Definition of Certain Scams
- 25 - Definition of Suspicious Activity
- 26 - Definition of Community Policing
- 27 - Make the Right Call
- 28 - Join SFPD
- 30 - Your Feedback
- 31 - Taraval Phone List



Family Communication Plan

Emergencies can happen at any time. Does your family know how to get in touch with each other if you are not all together?

Before an emergency happens, have a family discussion to determine who would be your out-of-state point of contact, and where you would meet away from your home — both in the neighborhood and within your town.

Let them know you're OK!

Pick the same person for each family member to contact. It might be easier to reach someone who's out of town.

Important Information

Fill in this information and keep a copy in a safe place, such as your purse or briefcase, your car, your office, and your disaster kit. Be sure to look it over every year and keep it up to date.

Out-of-Town Contact

Name: _____
Home: _____
Cell: _____
Email: _____
Facebook: _____
Twitter: _____

Neighborhood Meeting Place:

Regional Meeting Place:

Work Information

Workplace: _____
Address: _____
Phone: _____
Facebook: _____
Twitter: _____
Evacuation Location: _____

Workplace: _____
Address: _____
Phone: _____
Facebook: _____
Twitter: _____
Evacuation Location: _____

School Information

School: _____
Address: _____
Phone: _____
Facebook: _____
Twitter: _____
Evacuation Location: _____

School: _____
Address: _____
Phone: _____
Facebook: _____
Twitter: _____
Evacuation Location: _____

School: _____
Address: _____
Phone: _____
Facebook: _____
Twitter: _____
Evacuation Location: _____



<http://www.ready.gov/kids>



Family Communication Plan

Emergencies can happen at any time. Do you know how to get in touch with your family if you are not together?

Let them know you're OK!

Pick the same person for each family member to contact. It might be easier to reach someone who's out of town.

Text, don't talk!

Unless you are in immediate danger, send a text. Texts often have an easier time getting through during emergencies, and you don't want to tie up phone lines needed by emergency responders (like 911).



Know the Numbers!

Home: _____	Adult: _____
Parent: _____	Home: _____
Cell: _____	Cell: _____
Work: _____	Neighbor: _____
Parent: _____	Home: _____
Cell: _____	Cell: _____
Work: _____	Neighbor: _____
My cell: _____	Home: _____
Sibling: _____	Cell: _____
Cell: _____	Out of state friend/relative:
Sibling: _____	_____
Cell: _____	Home: _____
	Cell: _____

Memorize your home and parents' cell phone numbers!



Cut this out and keep it somewhere safe like your backpack, school notebook, or wallet. Or input these numbers into your cell phone if you have one.



<http://www.ready.gov/kids>



Additional Items to Consider Adding to an Emergency Supply Kit:

- Prescription medications and glasses
- Infant formula and diapers
- Pet food and extra water for your pet
- Important family documents such as copies of insurance policies, identification and bank account records in a waterproof, portable container
- Cash or traveler's checks and change
- Emergency reference material such as a first aid book or information from www.ready.gov
- Sleeping bag or warm blanket for each person. Consider additional bedding if you live in a cold-weather climate.
- Complete change of clothing including a long sleeved shirt, long pants and sturdy shoes. Consider additional clothing if you live in a cold-weather climate.
- Household chlorine bleach and medicine dropper – When diluted nine parts water to one part bleach, bleach can be used as a disinfectant. Or in an emergency, you can use it to treat water by using 16 drops of regular household liquid bleach per gallon of water. Do not use scented, color safe or bleaches with added cleaners.
- Fire Extinguisher
- Matches in a waterproof container
- Feminine supplies and personal hygiene items
- Mess kits, paper cups, plates and plastic utensils, paper towels
- Paper and pencil
- Books, games, puzzles or other activities for children

Ready

Prepare. Plan. Stay Informed.®

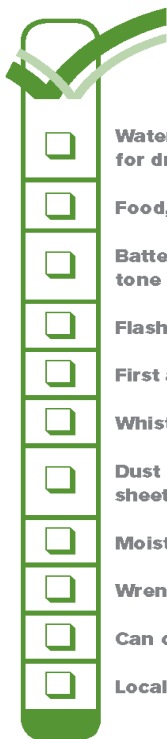


Emergency Supply List



FEMA

www.ready.gov



Recommended Items to Include in a Basic Emergency Supply Kit:

- Water, one gallon of water per person per day for at least three days, for drinking and sanitation
- Food, at least a three-day supply of non-perishable food
- Battery-powered or hand crank radio and a NOAA Weather Radio with tone alert and extra batteries for both
- Flashlight and extra batteries
- First aid kit
- Whistle to signal for help
- Dust mask, to help filter contaminated air and plastic sheeting and duct tape to shelter-in-place
- Moist towelettes, garbage bags and plastic ties for personal sanitation
- Wrench or pliers to turn off utilities
- Can opener for food (if kit contains canned food)
- Local maps

Through its *Ready Campaign*, the Federal Emergency Management Agency educates and empowers Americans to take some simple steps to prepare for and respond to potential emergencies, including natural disasters and terrorist attacks. *Ready* asks individuals to do three key things: get an emergency supply kit, make a family emergency plan, and be informed about the different types of emergencies that could occur and their appropriate responses.

All Americans should have some basic supplies on hand in order to survive for at least three days if an emergency occurs. Following is a listing of some basic items that every emergency supply kit should include. However, it is important that individuals review this list and consider where they live and the unique needs of their family in order to create an emergency supply kit that will meet these needs. Individuals should also consider having at least two emergency supply kits, one full kit at home and smaller portable kits in their workplace, vehicle or other places they spend time.

Ready.



FEMA

Federal Emergency Management Agency
Washington, DC 20472



Cold Case Homicide News Conference



Crime Bulletin

HOMICIDE **\$25,000 REWARD**

19-002

4/4/19

The San Francisco Police Department has authorized a \$25,000 reward for information leading to the identification, arrest and conviction of the suspect(s) responsible for the murder.




On 10/07/2016 at approximately 1906 hours, there was a shooting that occurred at the intersection of Plymouth and Broad that resulted in the Murder of Keron Lamotte. Lamotte was killed as he observed an artist painting a mural on the side of a building at this intersection. The San Francisco Police Department is offering a reward to individuals who provide information that leads to the arrest and successful prosecution of the killers.

Anyone with information regarding this case may contact Sergeant Mark Hutchings #904 of the San Francisco Police Department Homicide Detail at (415)-553-7976 or after hours at the Department Operations Center at (415) 553-1071.

Person(s) with information about this case wishing to remain anonymous may call the SFPD Tip Line at (415)-575-4444 or Text-A-Tip to 847411 (TIP411) and type "SFPD" and then your TIP.

SFPD CASE #160817367





SF Assessor Carmen Chu

*cordially invites you to
attend her upcoming*

Property Tax Savings Workshops

hosted at SF Public Library
branch locations



*Join us for one of our free workshops at a
local public library near you!*

2019 Schedule

- July 25
Potrero** Potrero Branch, 1616 20th Street
Thursday, July 25, 2019
6:30 - 7:30 pm
- August 27
Eureka Valley** Eureka Valley Branch, 1 Jose Sarria Court
Tuesday, August 27, 2019
6:30 - 7:30 pm
- September 25
Merced** Merced Branch, 155 Winston Drive
Wednesday, September 25, 2019
6:30 - 7:30 pm
- October 12
Portola** Portola Branch, 380 Bacon Street
Saturday, October 12, 2019
1:00 - 2:00 pm
- Who should
attend:** Current & prospective homeowners
Families & seniors
- More info:** (415) 554-7434



*Property Tax Savings is a free educational
workshop for families and senior
homeowners. The workshop will cover how
your property taxes are calculated and
share tax savings that you may be eligible
for as a homeowner in California.*





Join the San Francisco Community Police Academy



San Francisco Community Police Academy Course Application

Thank you for your interest in the Community Police Academy. Please complete the information requested below, as a computer check of your information will be conducted. Also, please let us know why you want to participate in this training program. Once your application is reviewed you will be notified by email or mail if you are selected to participate.

If you have any questions please email us at sfpd.cpa@sfgov.org.

All candidates must meet the following criteria:

- Minimum age of 18 years
- Live or work in San Francisco
- No Felony convictions
- No Misdemeanor convictions within one year of application
- Candidates are expected to attend all classes.

Please complete the following information:

Legal Full Name: Click here to enter text.

Email: Click here to enter text.

Address: Click here to enter text.

City: Click here to enter text.

State & Zip Code: Click here to enter text.

Occupation: Click here to enter text.

Driver's Lic. # or CA I.D. #: Click here to enter text.

Home Phone: Click here to enter text.

Cell Phone: Click here to enter text.

DOB: Click here to enter text.

**PLEASE SUBMIT A PARAGRAPH STATING WHY YOU WANT TO PARTICIPATE
IN THIS TRAINING PROGRAM, ALONG WITH YOUR APPLICATION TO:**

**Community Police Academy Coordinator
Community Engagement Division – Field Operations
3401 17th Street
San Francisco, CA 94110**



COMMUNITY POLICE ACADEMY

Class # 36

For community members age 18+

San Francisco Police Academy
350 Amber Drive
San Francisco, CA 94131

Schedule and Topics

8/22	6:30 PM—9:00 PM	Introduction & Community Policing
8/29	6:30 PM—9:00 PM	D.E.M. Communications
9/5	6:30 PM—9:00 PM	Bias Training
9/12	6:30 PM—9:00 PM	Crisis Intervention Team
9/19	6:30 PM—9:00 PM	Community Chaplaincy
9/26	6:30 PM—9:00 PM	Force Options/Simulator
9/28	8:00 AM—5:00 PM	ALERT Seminar (Traffic Mgmt/K9 Operations/Parol Vehicle Orientation)
10/3	6:30 PM—9:00 PM	Officer Involved Shootings
10/10	6:30 PM—9:00 PM	Ride-Along Week (Various Stations)
10/17	6:30 PM—9:00 PM	S.W.A.T. Demonstration
10/24	6:30 PM—9:00 PM	Chief Roundtable/ALERT & Community Presentations/Graduation

Partner with us to learn more about law enforcement and community policing.

Application and more information will be posted at www.sanfranciscopolice.org/community-police-academy

Hosted by:
San Francisco Police Department
Community Engagement Division
3401 17th Street
San Francisco, CA 94116
(415) 558-5595



Become A Reserve Officer.



The Police Reserve Officer Program is comprised of community members, such as yourself, and retired police officers who wish to volunteer as a Reserve Police Officer. These officers supplement the full-time officers in a variety of duties throughout the Department. This program is ideal for individuals who have an established career but always wanted to experience being Police Officer. Reserve Officers can enjoy the best of both worlds, maintain their chosen career while helping to police an internationally known city. There will be a Level III Reserve Police Academy starting on September 23, 2019 and it will conclude on December 4th. The Reserve Academy takes place on Mondays and Wednesdays from 6pm to 10pm and all day on Saturdays from 8am to 5pm. The cost for the Academy is 1765.00. This is the minimum requirement to be a Level III Reserve in the state of California. This is a volunteer position with great training opportunities and experiences seldom seen. The Level III Academy is 168 hours long.

If you need additional information please call Sgt. Kin Lee at the Community Engagement Division at 1-415-558-5514 or email KinYau.Lee@sfgov.org or Email Retired Deputy Chief, Garret Tom at Garret.Tom@sfgov.org



Bias-Free Policing



Everyone deserves to be treated fairly.

SFPD officers undergo Implicit Bias & Procedural Justice training.

Our goal is ensure fair, impartial community policing.

We're dedicated to providing *Safety With Respect for All.*

Learn about our ongoing efforts to eliminate bias and increase accountability at sanfranciscopolice.org/progress.

To file a complaint, visit sanfranciscopolice.org/complaint.



Protect Your Vehicle Against Catalytic Converter Theft & Prius Hybrid Battery Theft



Thieves are looking for fuel-powered vehicles manufactured after 1974 that have catalytic converters. Thieves often target taller vehicles (such as pickup trucks or SUVs and now Prius) because they can easily fit under the vehicle to access the catalytic converter. The location of your car may also be a factor like regularly parking in one area for a long period of time. When possible, park in well-lit areas and close to building entrances. If you have a garage at your house, park your vehicle inside and keep the garage door close.

Have the catalytic converter welded to your car's frame, which may make it harder to steal.

Consider engraving your vehicle identification number (VIN) on the catalytic converter — this may help alert a scrap dealer that it was stolen and make it easier to identify the owner.

Calibrate your car's alarm to set off when it detects vibration.

Protect Your Vehicle from Car Theft

- Never leave your car running or the keys in the ignition when you're away from it, even for "just a minute."
- Always roll up the windows and lock the car, even if it's in front of your home.
- Never leave valuables in plain view, even if your car is locked. Put them in the trunk or at least out of sight.
- Remove portable electronic devices such as smart phones and GPS navigation systems, including suction cup or bean bag type mounts. (Even the visible appearance of a suction cup ring on the glass windshield can be an enticement to a thief to break in and look for the GPS system.)
- Park in busy, well-lighted area.
- Carry the registration and insurance card with you. Don't leave personal identification documents or credit cards in your vehicle.
- When you pay to park in a lot or garage, leave just the ignition or valet key with the attendant. Make sure no personal information is attached. Do the same when you take your car for repairs.
- Install a mechanical locking device — commonly called clubs, collars, or j-bars — that lock to the steering wheel, column, or brake to prevent the wheel from being turned more than a few degrees. Use it!
- Investigate in security systems. You may get a discount on your auto insurance.



TARAVAL STATION



Taraval Community Members, We are seeing an increase in burglaries targeting homes that are under construction. In these incidents, suspects would break into the building or construction sites and steal numerous high end construction equipment. Currently, if your home is under construction and no one is at that location after work hours, please call Taraval Station at 415-759-3100 and provide your name and the address of the construction site and phone number. We can have our officers conduct passing calls.



**San Francisco Police Department
Taraval Station**



DON'T BE A VICTIM OF A BURGLARY!

Burglary Awareness & Prevention Tips for Construction Sites



Securing & Preventing

1. Secure all equipment and vehicles at all times.
2. Take effort to reduce the visibility of tools and equipment secured in vehicles or on job sites.
3. Make use of adequate lighting in conjunction with open chain-link fencing on the perimeter to allow for high visibility to the job site.
4. Strongly consider the use of security systems such as alarms and video surveillance. Ensure signage for such is clearly visible.



SFPD Taraval Station
2545 24th Avenue
San Francisco, CA 94116
(415) 759-3100

Precautionary Measures

1. Photograph all tools. Ensure photographs clearly show the associated serial number and/or distinctive markings.
2. Ensure job site keys are marked "Do Not Duplicate" and are controlled at all times.
3. Attempt to park employee vehicles within visual range of the job site.

Should a Burglary Occur

Immediately contact 911. Be prepared to provide the following information:

- a) Time of incident.
- b) Video (if available).
- c) Items taken (include make, model, description, location taken from, value, photos and serial numbers).
- d) Insurance information.
- e) Owner's information.



SFPD Taraval Station
2545 24th Avenue
San Francisco, CA 94116
(415) 759-3100





Park Smart!



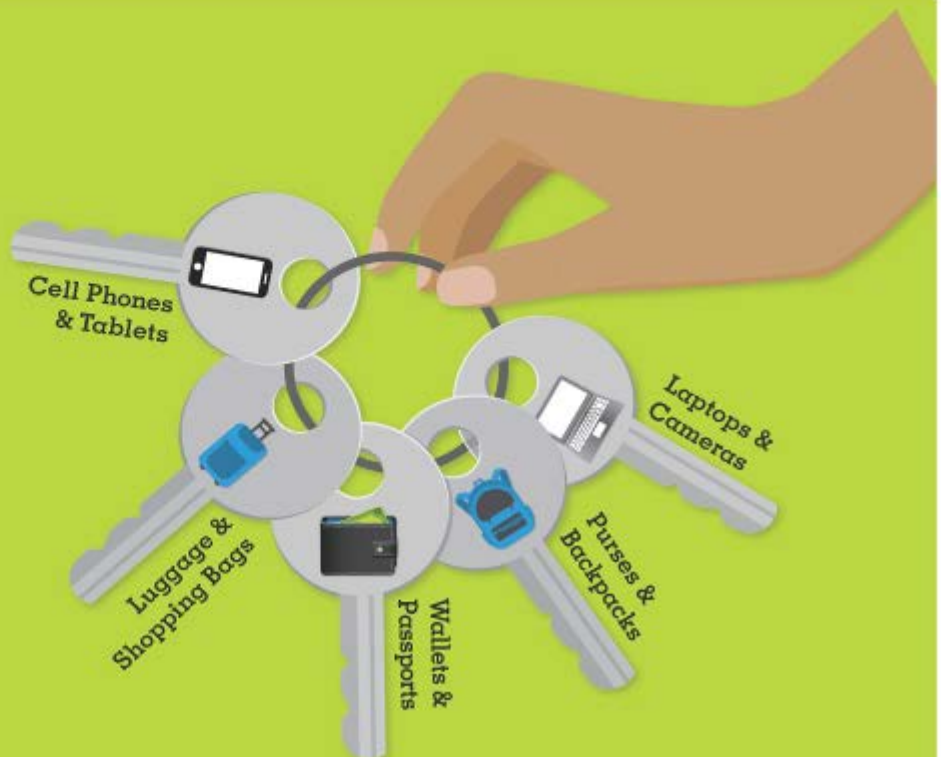
THE KEYS TO
PARKED CAR
SAFETY ARE IN
YOUR HANDS!

If you love it, don't leave it.

DON'T TEMPT A CAR THIEF!

Car thieves only need seconds to break into your car. So Park Smart, and especially keep your trunk clear.

**Take everything
with you.**





Previous Weeks Notable Incidents

*** Not all crimes are reported in the daily report, Address shown are the "Unit Block" where the incident took place.

Daily Crime Report :: Sun – August 18, 2019

Robbery

11:34 pm

Stratford Dr & Holloway Ave

Officers responded to a report of a robbery. The victim, a driver for Uber, stated that he had picked up a passenger who was acting erratically and randomly demanded to get out of the vehicle. When the victim stopped the vehicle, the suspect refused to leave the vehicle. The victim exited the vehicle and opened the suspect's door and told the suspect to leave before noticing that the suspect had a knife out. The victim backed away from the suspect and the suspect exited the vehicle only to immediately sit in the driver's seat. The victim continued to tell the suspect to leave the vehicle and when the suspect eventually did, the suspect made a threatening slashing motion towards the victim. When the victim entered his vehicle, he noticed that his cell phone was missing and had just been stolen.

Battery

3:18 pm

1300 48th Ave

The victim came to Taraval Station to report a battery. The victim reported that the suspect, a neighbor that he had an ongoing issue with, had pushed him inside a shared garage which caused an injury to the victim's hand. The suspect then fled the area.

Burglary – Possession of Stolen property – Arrested

8:34 am

200 Serrano Dr

Officers responded to a report of a burglary. The victim stated that she had reported that her home had been burglarized on 8/17/2019 and that her cellphone was one of the items that were stolen. The victim stated that she had called her cell phone, which was in the suspect's possession, and made contact with him. The victim stated that the suspect had responded by returning and wanting to give her items back. Responding officers located the suspect and a search revealed that he was in possession of multiple items belonging to the victim. After further investigation, **the suspect was arrested.**

Assault

11:25 pm

1100 Ocean Ave

Officers responded to a hospital regarding a stabbing. The victim, who had non-threatening injuries, reported that he had been been smoking outside when the suspect walked up to him and stabbed him in the chest. The suspect then fled the area.

Resisting Arrest – Investigative Detention – Cited

7:41 pm

4300 Judah St

Officers responded to a report of a fight. Responding officers arrived at the location and observed the suspect with a glass bottle in his hands. Despite multiple attempts, the suspect refused to heed instructions to place the bottle on the ground and move away from it. The suspect was subdued with pepper spray and placed in handcuffs. After further investigation, **the suspect was cited.**



Notable Incidents (Cont.)

Daily Crime Report :: Mon – August 19, 2019

Battery

10:44 pm

Junipero Serra Blvd & Sloat Blvd

Officer responded to a report of a battery on a MUNI bus. The victim reported that he had been seated on the bus when the suspect suddenly ran towards him and punched him on the forehead. The suspect then went to the back of the bus and sat down. At the next stop, the suspect exited the bus.

Daily Crime Report :: Tue – August 20, 2019

Robbery

3:53 pm

3200 20th Ave

Officers responded to a report of a shoplifting incident. The victim, a store manager, reported that she had attempted to stop two suspects from shoplifting but was threatened with mace before the suspects exited the store with the stolen merchandise.

Theft from Locked Vehicle – Possession of Stolen Property

2:57 am

400 Irving St

Officers responded to the request of a wellbeing check. The witness stated that a vehicle was parked in front of her driveway and was blocking the exit. Responding officers made contact with the occupant of the vehicle, the suspect, and were told that the suspect's friend had driven the vehicle and left it there for an unknown reason. A search located items that had been recently stolen from another vehicle that was nearby. An investigation was unable to place the suspect for breaking into the vehicle. The suspect was cited for the possession of stolen property.

Battery

3:30 pm

3200 20th Ave

The victim came to Taraval Station to report a battery. The victim reported that he had entered an Apple store and randomly unplugged a display model to charge his personal phone. A short while later, the victim removed his phone and plugged the display model back in and attempted to leave the store. The victim was stopped by the suspect, a lost prevention employee, who grabbed the victim and detained him. After the suspect realized that nothing had been stolen, the victim was released.

Resisting Arrest – Traffic Violation – Arrested

11:47 am

9th Ave & Irving St

Officers responded to a report of a suspect who was harassing people. Responding officers arrived at the location and detained the suspect, despite the suspect refusing to heed lawful instructions and walking away from the officers. While attempting to place the suspect in handcuffs, a struggle ensued and an officer was injured. After further investigation, the suspect was arrested.

Burglary

3:42 am

1700 25th Ave

Officers responded to a report of a burglary in progress. The witness stated that the suspect was observed loading items into a vehicle from a house in which the owner had recently passed away. Responding officers located the suspect and after further investigation, the suspect was arrested.



Notable Incidents (Cont.)

Daily Crime Report :: Wed – August 21, 2019

Battery

7:32 am

2000 12th Ave

Officers responded to a report of a battery. The victim reported that his dog was off leash when the suspect's dog, also off leash, began to act aggressively towards the victim's dog. The victim told the suspect to get off his phone and to control his dog. The suspect responded angrily and punched the victim on his head before fleeing the area.

Trespassing – Vandalism – Cited

9:38 am

1200 23rd Ave

Officers responded to a report of an alarm call. Responding officers located the suspect, who was sitting on a couch inside an apartment. Further investigation revealed that the suspect had recently sold the apartment but, due to deteriorating mental health, believed he was still the owner. The victim requested to press charges and **the suspect was cited.**

Evading a Police Officer

11:33 pm

Monterey Blvd & San Anselmo Ave

Officers were on patrol when they observed a vehicle with an expired registration and broken rear lights. The officers attempted to conduct a traffic stop but while the suspect initially stopped the vehicle, the suspect then drove away as soon as the officers approached his vehicle. As the suspect sped off, the suspect's vehicle made contact with an officer and the officers' vehicle. The suspect's vehicle was later located and towed.

Daily Crime Report :: Thu – August 22, 2019

No notable incidents for this day. Go to <http://www.taraval.org/?p=15807>

Daily Crime Report :: Fri – August 23, 2019

Robbery

5:50 pm

Capitol Ave & Grafton Ave

Officers responded to a report of an altercation with a firearm. The victim reported that he had been on a MUNI bus when five to six suspects started to stare at him. When the suspects exited the bus, one of them elbowed the victim. The victim also exited the bus and confronted the suspect. Another suspect then arrived on a motorcycle and told the victim that he was going to rob him. The victim fought with the suspects but the victim fled when a suspect pointed a gun at him.

Theft from a Vehicle

1:48pm

19th Ave & Eucalyptus Dr

Officers responded to a report of an auto burglary. The victim reported that they were in their vehicle and stopped at a red light when a vehicle pulled up next to them and stopped. Two suspects suddenly exited the vehicle, broke a window in the victim's vehicle and stole the victim's backpack. The suspects then fled the area in their vehicle.



Notable Incidents (Cont.)

Daily Crime Report :: Sat – August 24, 2019

Traffic Violation – Suspended Driver's License

10:24 pm

Irving St & 19th Ave

A sergeant was on patrol when he observed a vehicle making an illegal left turn despite numerous signs prohibiting such an action. The sergeant conducted a traffic stop and a computer check on the driver revealed that the driver's license had been suspended. **The driver was cited and his vehicle was towed.**

Robbery

4:53 pm

Winston Dr & Buckingham Way

Officers responded to a report of a robbery. The victim reported that she had been waiting for the bus when several suspects approached her and attempted to pull her purse away from her. The victim resisted and during the struggle, the victim fell on to the ground. The suspects then grabbed the victim's cell phone before fleeing the area.

Daily Crime Report :: Sun – August 25, 2019

No notable incidents for this day. Go to <http://www.taraval.org/?p=15815>

Daily Crime Report :: Mon – August 26, 2019

Discharging a Firearm – Animal Cruelty

10:29 pm

2100 40th Ave

Officers responded to a report of shots being fired. The victim reported that she had heard six shots fired and discovered a bullet inside her home afterwards. Responding officers investigated the incident and determined that the suspect had climbed up a ladder to gain access to the victim's roof to shoot at a raccoon and one of the bullets had entered the house. A deceased raccoon was located nearby, on the ground.

Daily Crime Report :: Tue – August 27, 2019

False Registration – Found License Plate

11:14am

1600 41st Ave

Officers were on patrol and observed a vehicle displaying only one license plate. A computer check revealed that the displayed plate did not belong to the vehicle. After further investigation, the vehicle was towed.

Daily Crime Report :: Wed – August 28, 2019

Vandalism to Property – Trespassing – Possession of Narcotics – Warrant Arrest – Arrested

9:30 pm

1200 Ocean Ave

Officers responded to a report of a suspect vandalizing a McDonalds. The witness reported that the suspect had entered, despite being told that he was not welcome back after an incident which occurred several weeks ago, and broke a window. Responding officers located the suspect and after further investigation, **he was arrested.**



Notable Incidents (Cont.)

Daily Crime Report :: Thu– August 29, 2019

No notable incidents for this day. Go to <http://www.taraval.org/?p=15835>

Daily Crime Report :: Fri – August 30, 2019

Robbery

9:54 am

Lakeview Ave & Lee Ave

Officers responded to a report of a burglary. The victim reported that she was walking when a suspect approached her and attempted to pull off her purse but the suspect was unsuccessful. The suspect then grabbed the victim's cell phone instead and fled the area in a waiting vehicle.

Robbery

7:38 pm

Everglade Dr & Ocean Ave

Officers responded to a report of a robbery. The victims reported that they had been walking when two suspects approached them and demanded their property. The victims ignored the suspects and attempted to walk away. The suspects responded by punching and kicking the victims before stealing their property and fleeing the area.

Battery

4:13 pm

Winston Dr & 20th Ave

The victim entered Taraval Station to report a battery. The victim, an instructor for a high school, reported that he had been on a bus when a commotion was heard from three students who were located in the front of the bus. The victim stated that he looked over at the students twice due to the amount of noise they were making. When the bus came to a stop, one of the suspects walked towards the victim and punched him before exiting the bus and fleeing the area.

Warrant Arrest – Shoplifting – Possession of Stolen Property – Arrested

7:00 am

200 Ocean Ave

Officers responded to a report of a shoplifting incident at Stonestown mall. Responding officers located the suspect and identified him as having a history of stealing from multiple malls in the city. A search warrant was obtained and numerous items of stolen merchandise were located. After further investigation, **the suspect was arrested.**

Vandalism to Property – Resisting Arrest – Arrested

6:54 am

1300 Junipero Serra Blvd

Officers responded to a report of vandalism. The witness reported that the suspect had walked on to a golf course and began snapping the flag sticks and damaging the grass on the course. Responding officers located the suspect and attempted to make contact with him but the suspect immediately fled from the officers. After a brief struggle and further investigation, the suspect was detained and **arrested.**



Notable Incidents (Cont.)

Daily Crime Report :: Sat – August 31, 2019

Robbery

10:25 pm

1900 Lawton St

Officers responded to a report of a robbery. The victim reported that she had been walking on the sidewalk when two suspects suddenly approached her and forcibly pulled her purse off of her shoulder. After a brief struggle, the suspects fled the area with the victim's purse.

Attempted Robbery

2:50 pm

Vidal Dr & Garces Dr

Officers responded to a report of a robbery. The victim reported that he had been parking his vehicle when the suspect's car suddenly pulled up next to him and the suspect yelled at him to exit the car. When the victim exited the car, the suspect pointed a gun at him and demanded his property. The victim entered his car and drove away.

Robbery – Breaking Windows – Arrested

5:37 pm

100 Winston Dr

Officers responded to a report of an attempted robbery. The victims reported that five juvenile suspects had suddenly surrounded them and took their money. The suspects then walked down the street and robbed another person. Responding officers arrived on scene and located three of the suspects. After further investigation, it was revealed that all three suspects were involved in multiple incidents across State College property. **The suspects were arrested.**

Note: Not all crimes are reported

Read More

Daily Crime Reports

Do you want to know what happens daily in the District?

Read more at <http://www.taraval.org/?cat=14>

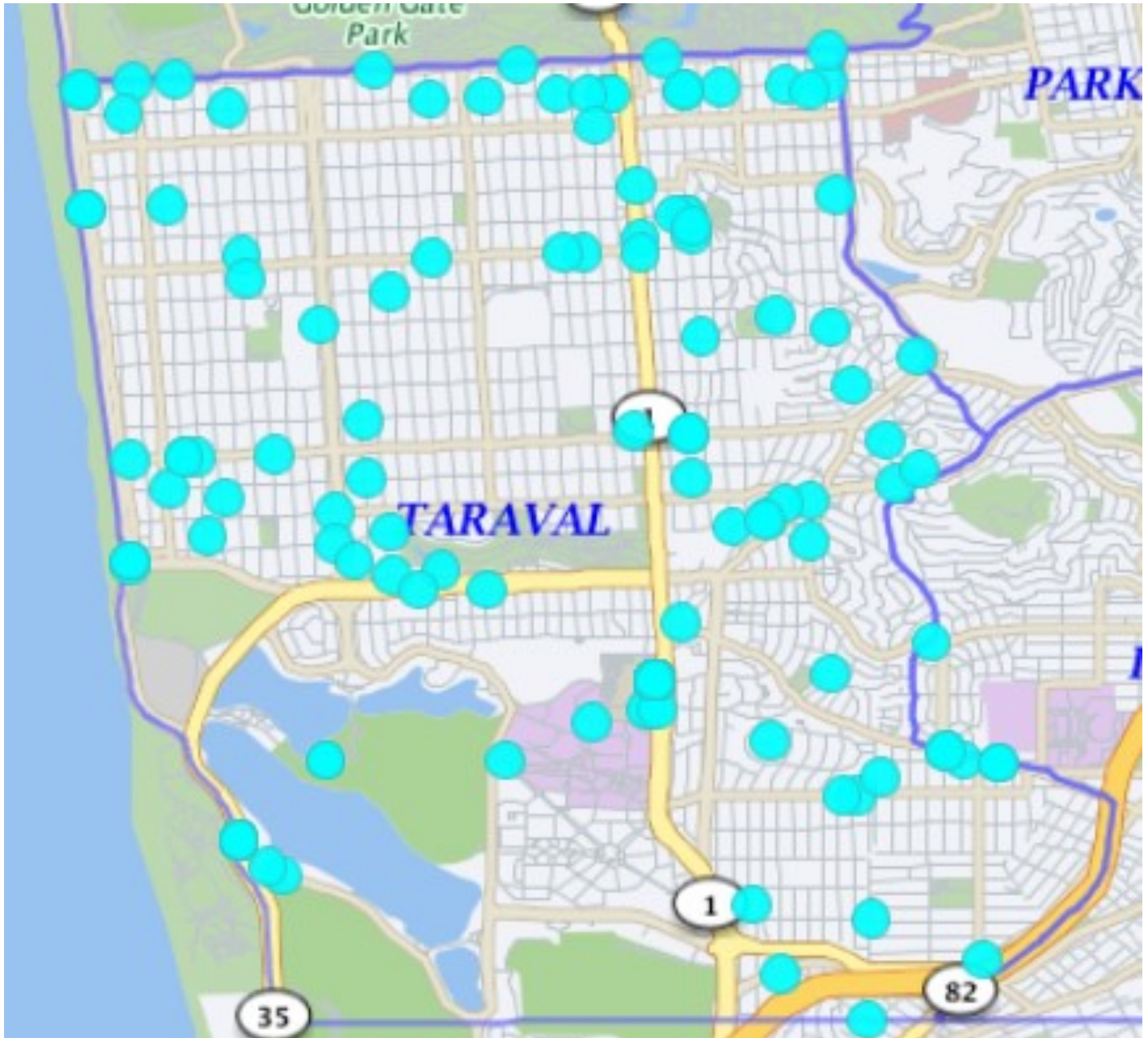


TARAVAL STATION



Auto Burglaries 08/01/19 – 08/31/19

Auto Burglaries	164
-----------------	-----



If the dots does not add up to the number, there may be multiple incidents with the same address.

*Note: The map accurately reflects the information available at the time of preparation. Numbers may or may not change as more information becomes available. *Production date 9/05/19 - 0900 hrs*



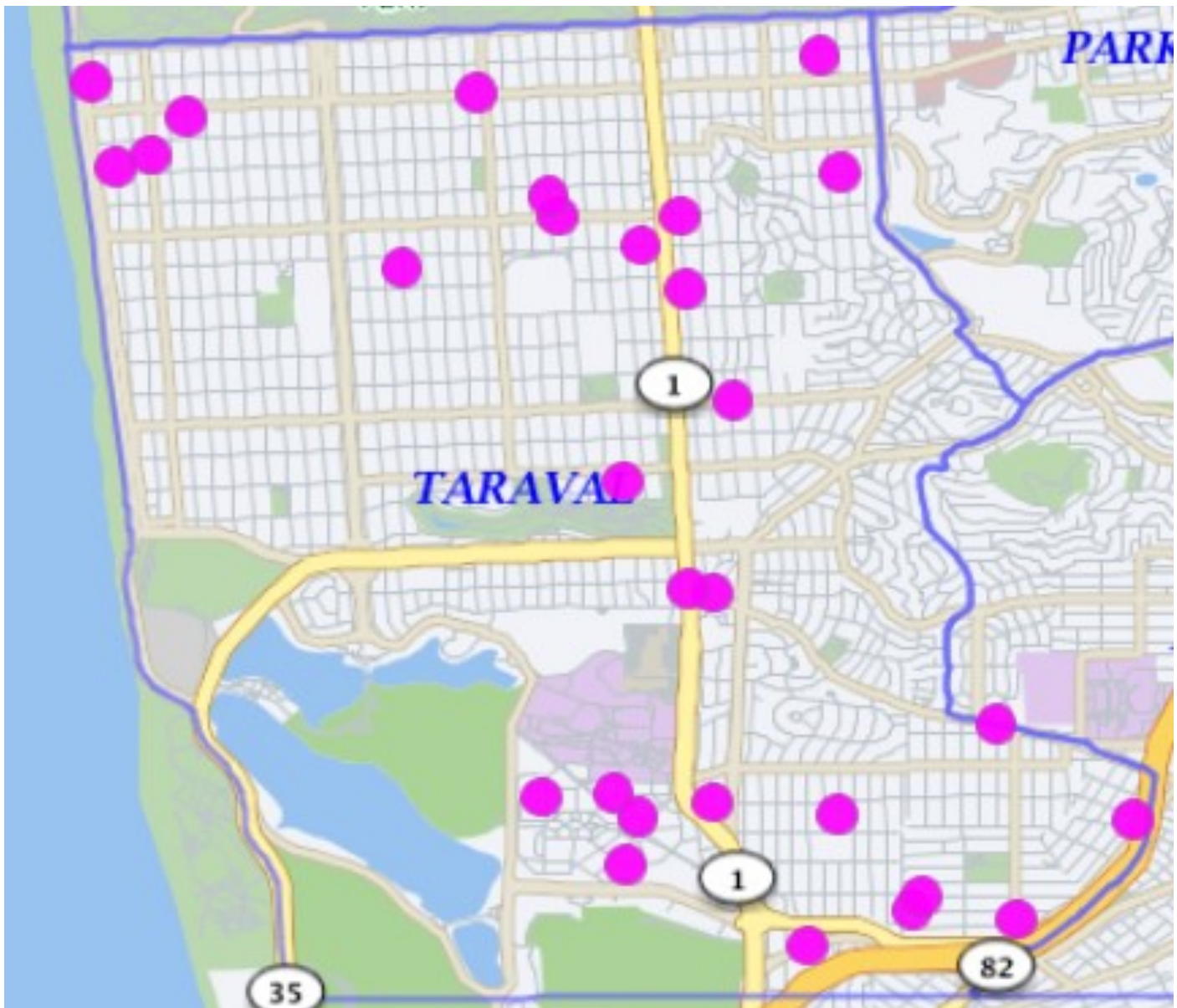
TARAVAL STATION



Commercial and Residential Burglaries

08/01/19 – 08/31/19

BURGLARY	Attempted Forcible Entry	1
	Forcible Entry	12
	Unlawful Entry - No force	16
		29



If the dots does not add up to the number, there may be multiple incidents with the same address.

*Note: The map accurately reflects the information available at the time of preparation. Numbers may or may not change as more information becomes available. *Production date 9/05/19 - 0900 hrs*

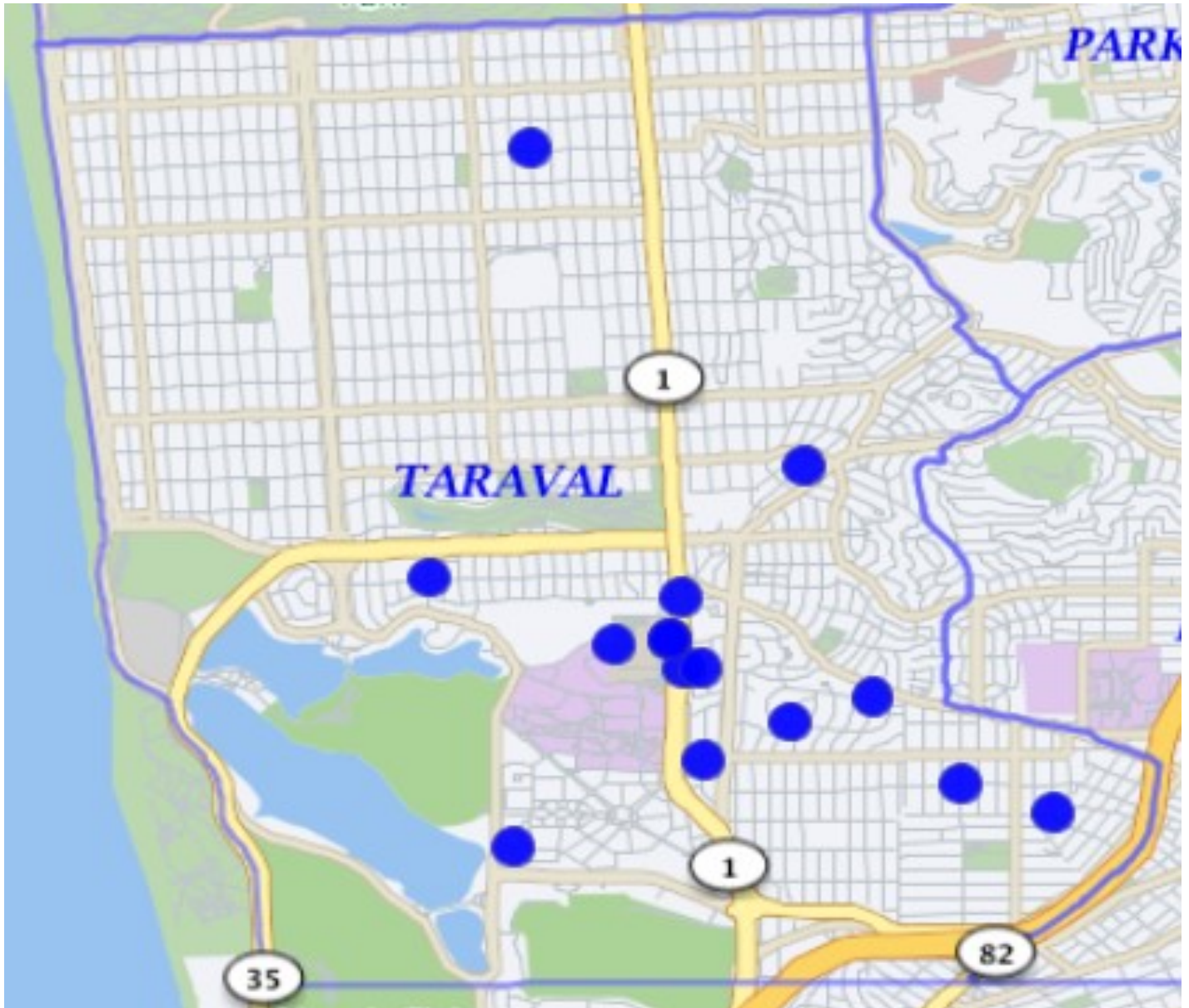


TARAVAL STATION



Robbery 08/01/19 – 08/31/19

ROBBERY	Firearm	2
	Knife or Cutting Instrument	1
	Other Dangerous Weapon	2
	Strongarm (no weapon)	10
		15



If the dots does not add up to the number, there may be multiple incidents with the same address.

*Note: The map accurately reflects the information available at the time of preparation. Numbers may or may not change as more information becomes available. *Production date 9/05/19 - 0900 hrs*



Community Boards Conflict Resolution Center

601 Van Ness Avenue, Suite #2040, San Francisco, CA 94102

(415) 920-3820 ◦ CommunityBoards.org

WHAT IS MEDIATION?

Mediation is a confidential and voluntary meeting where people discuss difficulties they are having with each other assisted by impartial third-parties, our Community Mediators.

Mediators help people come up with workable and lasting solutions. They do not give advice or make judgments. The goal is to help everyone feel heard, understood and respected.

IS THIS YOUR PROBLEM?

- Noise disturbance
- Landlord & tenant disputes
- Roommate disagreements
- Family conflicts
- Neighbor issues
- Communication breakdowns
- Harassment
- Tree & vegetation care
- Fence maintenance
- Property repairs
- Pet problems
- Parking issues
- Vandalism or graffiti
- Or something else?

Start Your Mediation Today!

¿QUÉ ES LA MEDIACIÓN?

La mediación es una reunión de tipo voluntario y confidencial, en donde las personas que se encuentran en dificultades con otras se reúnen para discutir entre ellas con la ayuda imparcial de terceras personas, las cuales son nuestros mediadores comunitarios.

Los mediadores ayudan a la gente a encontrar soluciones prácticas y duraderas. Los mediadores no dan consejos ni hacen juicios. El objetivo es ayudar a todos a sentirse escuchados, comprendidos y respetados.

¿ES ÉSTE SU PROBLEMA?

- Bulla, ruido
- Disputas entre propietarios e inquilinos
- Desacuerdos entre compañeros de cuarto
- Conflictos familiares
- Problemas de vecinos
- Interrupciones de la comunicación
- Acoso, hostigamiento
- Cuidado de la vegetación
- Cuidado de la cerca
- Reparaciones de propiedades
- Problemas con las mascotas
- Problemas con el estacionamiento
- Vandalismo o graffiti
- Otros problemas

¡Inicie hoy su mediación!

何謂調解?

調解是一種另類解決爭議的方法，由獨立第三者（我們的社區調解員）協助調解爭議雙方的矛盾。調解過程是完全自願及保密的。

調解員協助當事人通過談判尋求共同所能接受的最終解決方案。調解員是客觀的，不會參與自己的意見，或者判斷。除了解決矛盾，調解的目的是讓當事人雙方覺得他們的問題被重視，理解和尊重。

您是否遇到過以下的問題?

- 噪音干擾
- 業主與租客的糾紛
- 室友分歧
- 家庭衝突
- 鄰居關係
- 溝通障礙
- 騷擾
- 花木樹草的護理
- 護欄維修
- 物業維修
- 寵物問題
- 停車問題
- 惡意破壞或塗鴉
- 其他問題

今天開始調解!



Beware of Scams

Fake Check Scams

Consumers paid with phony checks for work or for items they're trying to sell, instructed to wire money back to buyer

Prizes/Sweepstakes/Free Gifts

Requests for payment to claim fictitious prizes, lottery winnings, or gifts

Recovery/Refund Companies

Scammers contact victims and claim the consumer owes money on a fictitious debt or to help recover money lost in a previous scam

Advance Fee Loans, Credit Arrangers

False promises of business or personal loans, even if credit is bad, for a fee upfront

Phishing/Spoofing

Emails pretending to be from a well-known source ask consumers to enter or confirm personal information

Computers: Equipment and Software

Scammers claim to offer "technical support" for computer problems and charge a fee to fix a nonexistent problem

Scholarships/Grants

For a fee, a "search company" offers to conduct customized search for scholarships or grants for students. Scammers take money and run or provide a worthless list

Friendship & Sweetheart Swindles

Con artist nurtures an online relationship, builds trust, and convinces victim to send money

Charitable Solicitations

Scammers contact victims claiming to represent non-existent charities (or real charities they don't actually work for) and ask for donations.



Definition of Suspicious Activity

Suspicious activity is any observed behavior that could indicate a crime-related incident has been committed, or about to be committed. Unusual items or situations: A vehicle is parked in an odd location, a package/luggage is unattended, a window/door is open that is usually closed, or other out-of-the-ordinary situations occur.

Examples of Suspicious Activity:

- An individual peering into vehicles, to try, and locate any valuables left unattended.
- An individual trying door handles to vehicles, and/or residences to gain access to the vehicle and/ or residence.
- An individual checking front doors of residences to locate any unattended packages or individuals following delivery trucks to see where the truck is dropping off packages.
- Please dial 911 to report crimes in progress, suspicious activity or for life threatening emergencies. If it is not an emergency, dial (415) 553-0123.



**See something.
Say something.**



Definition of Community Policing

Community policing, or community-oriented policing, is a strategy of policing that focuses on police building ties and working closely with members of the communities.

Homeless Outreach and Outreach to Drug Users:

Taraval Station has two officers that coordinate with city agencies to provide outreach and assistance to rehabilitate those who are dependent on illegal drugs and outreach to homeless individuals to connect them with resources and support.

Foot Patrols:

Taraval Station has 3 foot beat locations. These officers are assigned to Irving St, West Portal Ave and Ocean Ave.

Monthly Police Community Relations Meetings:

Community Meetings are going to be held continuously. Officers and sergeants also attend meetings with merchants groups, business groups, development authorities and others. Concerns are voiced and addressed through problem solving. These meeting will be on the third Tuesday of each month.

Email Updates:

Taraval Station will send out newsletter updates to residents in the District that alerts residents of crime trends, upcoming community events, crime prevention tips, and information on how to contact officers at the District Station.



Make the Right Call SF

Make the right call. Keep 9-1-1 available for emergencies.

9-1-1

Police, Fire & Medical

Available 24/7

Is there a danger to life, property or the environment?

Is there a crime in progress?

Is someone having a medical emergency and needs immediate assistance?

Is there a fire?

If you answered YES to any of these questions, immediately call 9-1-1.

3-1-1

City Services & Information

Available 24/7

Police reports for crimes not in progress such as:

-Auto Burglaries

-Petty Theft

-Vandalism

Report graffiti, potholes, abandoned vehicles, or blocked driveways.

Garbage and recycling services

Street and park maintenance

Property Tax Payments

Birth Certificates

Marriage Licenses

Business Registration

415-553-0123

Police Non-Emergency Assistance

Available 24/7

Noise complaints

Loitering

Citizen standby

 MAKE THE RIGHT CALL	KEEP 9-1-1 AVAILABLE FOR EMERGENCIES	
<p>9-1-1 POLICE, FIRE & MEDICAL AVAILABLE 24/7</p> <ul style="list-style-type: none"> • Is there a danger to life, property or the environment? • Is there a crime in progress? • Is someone having a medical emergency and needs immediate assistance? • Is there a fire? <p>If you answered YES to any of these questions, immediately call 9-1-1.</p>	<p>3-1-1 CITY SERVICES & INFORMATION AVAILABLE 24/7</p> <ul style="list-style-type: none"> • Police reports for crimes not in progress such as: <ul style="list-style-type: none"> - Auto Burglaries - Petty Theft - Vandalism • Report graffiti, potholes, abandoned vehicles, or blocked driveways. • Garbage and recycling services • Street and park maintenance • Property Tax Payments • Birth Certificates • Marriage Licenses • Business Registration 	<p>415-553-0123 POLICE NON-EMERGENCY ASSISTANCE AVAILABLE 24/7</p> <ul style="list-style-type: none"> • Noise complaints • Loitering • Wellness checks <div style="text-align: center;">  MAKETHERIGHTCALLSF.ORG </div>



TARAVAL STATION



Join The S.F.P.D. – San Francisco's Finest

The San Francisco Police Department welcomes dedicated men and women to join us in serving our City. I encourage you to apply to become one of San Francisco's finest.

The City and County of San Francisco invites you to join a highly respected police department and serve the citizens of one of the most beautiful cities in the country. San Francisco Police Officers perform a wide variety of duties to promote public safety and security, prevent crime and enforce the law. Police officers perform a number of essential functions. For example, they patrol districts to prevent and detect crime; respond to calls for assistance; conduct criminal investigations; interact with the community to build cooperation and support; pursue and arrest suspects; enforce traffic and parking laws; write reports and maintain records; work with superiors, peers, and others as a team; prepare for and participate in planned events; prepare for court and give testimony; and fulfill other administrative duties when required. This is much more than a job; it is an opportunity to build a career of which you can be proud.

Applying is Easy!

1. Apply with the City and County of San Francisco at (Entry Level (Q-2) Police Officer) Go to www.nationaltestingnetwork.com, choose law enforcement, and register to take the San Francisco exam (\$45). Financial assistance is available.
2. Choose an available exam date that's convenient for you.
3. Schedule your exam.

Have Questions? Contact the San Francisco Police Department Recruitment Unit

1245 3rd Street, 5th Floor, San Francisco, CA 94158
Phone: 415-837-7245
Fax: 415-575-6095

 joinsfpd@sfgov.org  twitter.com/SFPDRecruitment  facebook.com/SFPDRecruitment

The San Francisco Police Department values diversity in its workforce, and is committed to fair and equal treatment of all applicants for employment. Discrimination on the basis of sex, race, religion, color, national origin, ancestry, disability, medical condition, marital status, sexual orientation, or other protected categories is prohibited and unlawful.



TARAVAL STATION



NOW'S THE TIME

JOIN THE SFPD
GO TO SFPDCAREERS.COM



Join the SFPD – and be part of San Francisco's finest!

San Francisco is a world-class city with a world-class police force. From Fisherman's Wharf to Golden Gate Park and from Nob Hill to the Tenderloin, whether we're on foot patrol, horseback, or in squad cars, investigating felonies, responding to emergencies or leading classes on public safety, we're working with you to help keep our community safe.

"The San Francisco Police Department offers qualified men and women the opportunity to make a positive difference in our citizens' daily lives. I encourage you to apply today to see how you can become one of San Francisco's finest."

– Chief William Scott

Applying is easy!

We are accepting Entry Level (Q-2) Police Officer applications. To apply please follow the 2-step process:

1. Apply with the City and County of San Francisco at www.jobaps.com/sf (Entry Level (Q-2) Police Officer)
2. Go to www.nationaltestingnetwork.com, choose law enforcement and register to take the San Francisco Police Department's Written Examination*.


*As part of this process, you will need to establish an account with NTN. A fee is required to take the written examination. Candidates with demonstrated financial hardship may submit a request to have the fee waived prior to test registration. See "Candidate FAQ #27" on the NTN website (<https://nationaltestingnetwork.com/publicsafetyjobs/faqs.cfm>) to learn more on how to apply for a fee waiver.

Have Questions? Contact the San Francisco Police Department Recruitment Unit

1245 3rd Street, 5th Floor, San Francisco, CA 94158


Phone: 415-837-7270

Fax: 415-575-6095

 joinsfpd@sfgov.org

   @SFPDRecruitment

The San Francisco Police Department values diversity in its workforce, and is committed to fair and equal treatment of all applicants for employment. Discrimination on the basis of sex, race, religion, color, national origin, ancestry, disability, medical condition, marital status, sexual orientation, or other protected categories is prohibited and unlawful.



The SFPD wants to hear from YOU.

We are committed to excellence in law enforcement and are dedicated to the people, traditions and diversity of our City. Our mission is to provide service with understanding, response with compassion, performance with integrity and law enforcement with vision.

We welcome your comments. Let us know how we're doing, what we could be doing better and your thoughts on how your police department can work more closely with the community we proudly serve.


Visit us at sanfranciscopolice.org/feedback. Your feedback will help SFPD better serve our City. Comments will be reviewed by our Community Engagement Unit and forwarded to the relevant unit, department office or neighborhood station for review and follow up, if appropriate.

(If this is an emergency, please call 911. For non-emergencies, call 415-553-0123. You may also visit <http://sanfranciscopolice.org/police-commendation-complaint> for more information on providing input on SFPD policies and practices.)



SFPD RESOURCES

EMERGENCY: 911
Non-Emergency: 553-0123
Cell Phone 911: 911 / 553-8090
Customer Service Center: 311
SFPD Tip Line: 566-0115
Anonymous Tip-Line 575-4444
Chinese Tip Line: 315-2435
Text a Tip: 847411 (Tip 411)
Blessing Scam Hotline: 553-9219
Graffiti Abatement: 850-6951



TARAVAL STATION RESOURCES

Taraval Station: 759-3100
Captain Nicholas Rainsford: 759-3100 - nicholas.rainsford@sfgov.org
Patrol Lieutenants: 759-3100
Taraval Administration & Community Sgt.: 759-3120 – Sgt. Lynn Pomatto
Taraval Permits/ Code Abatement: 759-3123 – Officer Matt Faliano
Neighborhood Deputy District Attorney: 553-1752 - Jack Shannon
Website: www.taraval.org / Taraval Station E-mail: SFPDTaravalStation@sfgov.org
To Reserve Our Community Room: taravalcommunityroom@sfgov.org

OTHER RESOURCES

Dept. of Parking & Traffic: 553-1943
DPW Dispatch 695-2020
S.A.F.E. 553-1984

ALL EMERGENCY CALLS: 911

We, the members of the San Francisco Police Department, are committed to excellence in law enforcement and are dedicated to the people, traditions and diversity of our City. In order to protect life and property, prevent crime and reduce the fear of crime, we will provide service with understanding, response with compassion, performance with integrity and law enforcement with vision.